

PROJECTS—HI-FI—COMPUTERS

\$1.25 ■ JAN. 1979

Radio-Electronics

THE MAGAZINE FOR NEW IDEAS IN ELECTRONICS

600-MHz COUNTER

A battery-powered 600-MHz frequency counter that's small enough to fit in the palm of your hand. Build it for less than 17 cents per MHz. Turn to page 39.

VIDEO MOTORCYCLE GAME

Rev your engine, hang a wheelie, accelerate up the ramp and see how many obstacles you can jump. Construction starts on page 44.

DIGITAL CIRCUIT DESIGN

Part 2. How to design digital circuits from scratch. The walk through sequential and comb national circuits and circuit reduction techniques starts on page 47.


4-CHANNEL FM

A look at the different broadcast systems under consideration by the FCC and what it will mean to you. For the complete story, turn to page 51.

PLUS:

- ★ Build a
NOM card for an 1802-based computer
- ★ Hobby Corner
- ★ Computer Corner
- ★ Jack Darr's Service Clinic
- ★ 2 Hi-Fi Lab Test Reports

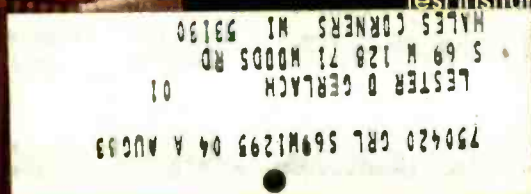
GERNSBACK
PUBLICATION



COVER STORY

AUDIO TEST STATION

Professional-quality test instrument you can build combines several important test instruments into a single cabinet. Construction starts on page 35.



LX303

ALL THE MOST WANTED FEATURES AT A MOST WANTED PRICE...

BIG ½" HIGH LCD DISPLAY
USE INDOORS OR OUT
200 HOUR 9V BATTERY LIFE
AUTO ZERO, POLARITY,
OVERRANGE INDICATION

\$74.95

100 mV DC F.S. SENSITIVITY
19 RANGES AND FUNCTIONS




Removable cover stores test lead set furnished as part of the unit.



Available accessories include AC adapter, padded vinyl carrying case, 40KV DC probe, 0 Amp DC shunt.



X10 DCV probe adapter available for protecting input up to 10KV.



Here is the handfull of accuracy you've been waiting for. Handsomely encased. Compact. Efficient. Only 8 ounces. Hickok's exciting, new LX 303, 3½ digit Mini-Multimeter with high quality components, one year guarantee and rugged Cyclo-lac® case offers features previously found only in expensive units... at a price under \$75.00! So why wait any longer? The amazing LX 303 is here, NOW! Another American made test equipment breakthrough from Hickok, The Value Innovator. Order today!

SPECIFICATIONS:

DC VOLTS (5 RANGES): 0.1mV to 1000V; Accuracy $\pm 0.5\%$ rdg $\pm 0.5\%$ f.s.; Input imped: 10M Ω ; Max. input 1kV except 500V or 200mV range.

AC VOLTS (40Hz to 5kHz): 0.1V to 600V; Accuracy: $\pm 1.0\%$ rdg $\pm 0.5\%$ f.s. (-2dB max. at 5kHz); Max. input: 600V.

RESISTANCE (6 LOW POWER RANGES): 0.1 Ω to 20M Ω ; Accuracy: $\pm 0.5\%$ rdg $\pm 0.5\%$ f.s. ($\pm 1.5\%$ rdg on 20M Ω range); input protected to 120VAC all ranges.

DC CURRENT (6 RANGES): .01mA to 100mA; Accuracy: $\pm 1.0\%$ rdg $\pm 0.5\%$ f.s.

DIMENSIONS AND WEIGHT: 5-7/8" x 3-3/8" x 1-3/4", 8 oz.; **POWER:** 9V battery (not included) or Hickok AC adapter; **READ RATE:** 3/sec.

See your nearby Hickok distributor. Call toll free 800-321-4664 (outside of Ohio) for your local distributor's name.

HICKOK

the value innovator

INSTRUMENTATION & CONTROLS DIVISION
THE HICKOK ELECTRICAL INSTRUMENT CO.
10514 Dupont Avenue • Cleveland, Ohio 44108
(216) 541-8060 • TWX: 810-421-8286

CIRCLE 29 ON FREE INFORMATION CARD

www.americanradiohistory.com

The Age of Affordable Personal Computing Has Finally Arrived.

Ohio Scientific has made a major breakthrough in small computer technology which dramatically reduces the cost of personal computers. By use of custom LSI micro circuits, we have managed to put a complete ultra high performance computer and all necessary interfaces, including the keyboard and power supply, on a single printed circuit board. This new computer actually has more features and higher performance than some home or personal computers that are selling today for up to \$2000. It is more powerful than computer systems which cost over \$20,000 in the early 1970's.

This new machine can entertain your whole family with spectacular video games and cartoons, made possible by its ultra high resolution graphics and super fast BASIC. It can help you with your personal finances and budget planning, made possible by its decimal arithmetic ability and cassette data storage capabilities. It can assist you in school or industry as an ultra powerful scientific calculator, made possible by its advanced scientific

math functions and built-in "immediate" mode which allows complex problem solving without programming! This computer can actually entertain your children while it educates them in topics ranging from naming the Presidents of the United States to tutoring trigonometry all possible by its fast extended BASIC, graphics and data storage ability.

The machine can be economically expanded to assist in your business, remotely control your home, communicate with other computers and perform many other tasks via the broadest line of expansion accessories in the microcomputer industry.

This machine is super easy to use because it communicates naturally in BASIC, an English-like programming language. So you can easily instruct it or program it to do whatever you want, *but you don't have to*. You don't because it comes with a complete software library on cassette including programs for each application stated above. Ohio Scientific also offers you hundreds of inexpensive programs on ready-to-run cassettes. Program it yourself or just enjoy it; the choice is yours.



Ohio Scientific offers you this remarkable new computer two ways.

Challenger 1P \$349

Fully packaged with power supply. Just plug in a video monitor or TV through an RF converter to be up and running.



Superboard II \$279

For electronic buffs. Fully assembled and tested. Requires +5V. at 3 Amps and a video monitor or TV with RF converter to be up and running.

Standard Features

- Uses the ultra powerful 6502 microprocessor
- 8K Microsoft BASIC-in-ROM
Full feature BASIC runs faster than currently available personal computers and all 8080-based business computers.
- 4K static RAM on board expandable to 8K
- Full 53-key keyboard with upper/lower case and user programmability
- Kansas City standard audio cassette interface for high reliability
- Full machine code monitor and I/O utilities in ROM
- Direct access video display has 1K of dedicated memory (besides 4K user memory). features upper case, lower case, graphics and gaming characters for an effective screen resolution of up to 256 by 256 points. Normal TV's with overscan display about 24 rows of 24 characters; without overscan up to 30 X 30 characters.

Extras

- Available expander board features 24K static RAM (additional), dual mini-floppy interface, port adapter for printer and modem and an OSI 48 line expansion interface.
- Assembler/editor and extended machine code monitor available.

ORDER FORM

Order direct or from your local Ohio Scientific dealer.

- ☐ I'm interested Send me information on your
- ☐ Personal Computers ☐ Business Systems
- ☐ Send me a Superboard II \$279 enclosed
- ☐ Send me a Challenger 1P \$349 enclosed
- ☐ Include 4 more K of RAM (8K Total) \$69 more enclosed

Name _____

Address _____

City _____ State _____ Zip _____

Payment by BAC (VISA) _____ Master Charge _____ Money Order _____

Credit Card Account # _____

Expires _____ Interbank # (Master Charge) _____
Ohio Residents add 4% Sales Tax

TOTAL CHARGED OR ENCLOSED _____

All orders shipped insured UPS unless otherwise requested. FOB Aurora, OH

Interested in a bigger system? Ohio Scientific offers 15 other models of microcomputer systems ranging from single board units to 74 million byte hard disk systems.

OHIO SCIENTIFIC
America's Largest Full Line Microcomputer Company
1333 S. Chillicothe Road • Aurora, Ohio 44202 (216) 562-3101

CIRCLE 19 ON FREE INFORMATION CARD

www.americanradiohistory.com



Talk yourself into the best. President SSB.

It won't be hard.

Just tell yourself about the Adams—President's finest SSB mobile—and about how you'd enjoy the extra range and performance of SSB.

Take yourself into a President dealer and show yourself how beautiful this machine would look in your machine.

Remind yourself of the total command you'll have with the Adams' 19 controls, push buttons and switches... more controls than you'd expect to find on a top-of-the-line base station.



And don't forget to point out how the Adams keeps an ear out for you on three channels at once—Channel 9 for emergencies, Channel 19 for the road, and the channel of your choice.

Now clinch the deal by mentioning President's superior quality in design, electronics and craftsmanship.

You'll have talked yourself into the best.

And, after all, don't you deserve it?

PRESIDENT™

Engineered to be the very best.

President Electronics, Inc.
16691 Hale Avenue - Irvine, CA 92714 - (714) 556-7355
In Canada: Lectron Radio Sales Ltd., Ontario

CAR COURTESY OF VROODER CUSTOM COACH, LOS ANGELES, CALIF.

Radio-Electronics®

THE MAGAZINE FOR NEW IDEAS IN ELECTRONICS
Electronics publishers since 1908

JANUARY 1979 Vol. 50 No. 1

BUILD ONE OF THESE

- 35 **Audio Test Station**
5 in 1 instrument is a must for any audio bench.
- 39 **600-MHz Frequency Counter**
At less than 17-cents a megahertz, this instrument is worth its weight in gold.
- 44 **TV Motorcycle Game**
General Instruments chip makes this game work.
- 58 **NOM Card For the 1802**
Part 2: Add-on math board. Final instructions for construction and use.

GENERAL ELECTRONICS

- 4 **Looking Ahead**
Tomorrow's news—Today!
- 14 **Editorial**
1978—A Great Year Ahead
- 62 **Hobby Corner**
Learn solid-state circuitry as you build a monophonic music maker.

STEREO HI-FI PRO SOUND

- 51 **Update—4-channel FM**
Report on 4-channel FM broadcasting.
- 54 **R-E Lab Tests Tandberg TDA-20A Open-Reel Tape Deck**
A great deck gets a "Superb" from our lab.
- 56 **R-E Lab Tests Pioneer TVX-9500 TV Audio Tuner**
A new way to listen to TV sound.

DIGITAL ELECTRONICS

- 47 **How To Design Digital Circuits**
Part 2: Sequential circuits and multiple output functions.
- 64 **Computer Corner**
A look at Intel's 8085 and the MCS-48 microprocessor family.

TELEVISION

- 66 **Jack Darr's Service Clinic**
Don't jump to conclusions.
- 66 **Service Questions**
R-E's Service Editor solves technician problems.

EQUIPMENT REPORTS

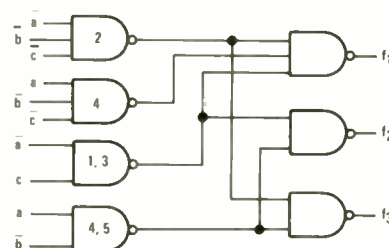
- 24 **F. W. Bell CG-10 Current Gun**
- 26 **Data Cash CompuChess**

DEPARTMENTS

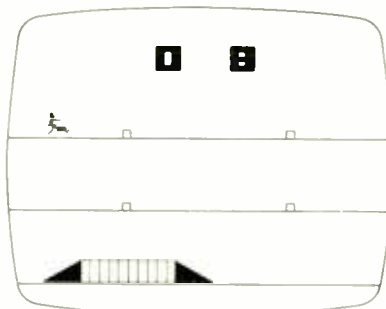
- | | | | |
|-----|---------------------------|----|-----------------|
| 104 | Advertising Index | 79 | Market Center |
| 14 | Advertising Sales Offices | 6 | New & Timely |
| 78 | Computer Products | 77 | New Products |
| 105 | Free Information Card | 74 | Stereo Products |
| 16 | Letters | | |

ON THE COVER

Harvey Sound's midtown Manhattan store provides the backdrop for a complete audio test bench in a single instrument. It combines a digital AC multimeter, digital frequency counter, two sine/square/triangle wave generators and a pulse generator. It's "the" instrument for audio testing. Turn to page 35 for all the details.



SIMPLIFIED LOGIC CIRCUIT is just one type of circuit design covered in this article. Turn to page 47.



RACE MOTORCYCLES across your TV screen. New TV game built around General Instruments chip makes it work. Story starts on page 44.

Radio-Electronics, Published monthly by Gernsback Publications, Inc., 200 Park Avenue South, New York, NY 10003. Phone: 212-777-6400. Second-class postage paid at New York, NY and additional mailing offices. One-year subscription rate: U.S.A. and U.S. possessions, \$9.98, Canada, \$12.98. Other countries, \$14.98. Single copies \$1.25. © 1978 by Gernsback Publications, Inc. All rights reserved. Printed in U.S.A.

Subscription Service: Mail all subscription orders, changes, correspondence and Postmaster Notices of undelivered copies (Form 3579) to Radio-Electronics Subscription Service, Box 2520, Boulder, CO 80322.

A stamped self-addressed envelope must accompany all submitted manuscripts and/or artwork or photographs if their return is desired should they be rejected. We disclaim any responsibility for the loss or damage of manuscripts and/or artwork or photographs while in our possession or otherwise.

As a service to readers, Radio-Electronics publishes available plans or information relating to newsworthy products, techniques and scientific and technological developments. Because of possible variances in the quality and condition of materials and workmanship used by readers, Radio-Electronics disclaims any responsibility for the safe and proper functioning of reader-built projects based upon or from plans or information published in this magazine.

looking ahead

Digital audio standards: Fearing a profusion of different types of digital audio disc systems, 29 Japanese, American and European firms have formed an informal organization to establish voluntary standards for a single system. Philips, Matsushita, JVC, RCA and others already have demonstrated or developed pulse code modulation (PCM) systems based on their videodisc developments. The advantage of digital recording is reduction in noise, expansion of dynamic range, decreased distortion and complete elimination of wow and flutter. Unfortunately, none of the PCM systems developed so far is compatible with any other.

Mindful of the lack of standardization in videocassette recorders, the 29 companies have agreed to work to develop a single standard within two years, presumably tacitly agreeing not to introduce any commercial systems until a standard is developed. The group was organized in Japan, but its members include RCA and MCA Disco-Vision of the U.S., Philips of Holland, Thomson-CSF of France, A.E.G. Telefunken of Germany, in addition to Japanese hi-fi equipment and record manufacturers. The group will attempt to reconcile differences in record size, recording methods and rotation speed of the various proposed systems, and to develop standard sampling rates, technology, encoding, decoding and error correction systems. The group agreed to explore the possibility of interchangeability between laser-beam and needle-in-groove types of disc, compatibility with videodisc systems and measures to help prevent piracy.

The group was established in Tokyo not only because the majority of its members are Japanese firms, but also presumably because Japanese law is more tolerant of standard-setting meetings of competing firms than that of some other countries, including the U.S. The audio disc standardization group, known as "Digital Audio Disc Standardization Conference," is expected to set a pattern for a similar effort to standardized videodisc systems.

One for one: The United States has lost one TV manufacturer and gained one. Lost is Admiral, one of the first U.S. manufacturers to produce black-and-white, and later color, television. In 1974, Admiral was sold to Rockwell International, which announced last fall that it was leaving the TV business because of continued losses. The phaseout will come gradually during the first quarter of 1979. Admiral will continue to produce appliances. It's possible the brand-name may be sold for a private-label TV line. Admiral offered its Chicago and Taiwan TV plants for sale. The new U.S. manufacturer is Sharp, the last of the Japanese TV majors to establish a plant here. Sharp's TV plant will be in the Memphis area and will produce microwave ovens as well as color TV sets.

Other Japanese TV makers with U.S. plants are Sony, Toshiba, Mitsubishi (MGA), Sanyo, Matsushita (Panasonic and Quasar). American TV brands which have ended production in recent years include Emerson, Philco (name purchased by Sylvania) and Motorola (whose TV set operation was sold to Matsushita and re-named Quasar). Warwick, controlled by Whirlpool, was sold to Sanyo. Magna-

vox was purchased by Philips of Holland. General Electric has agreed to sell its TV and picture-tube manufacturing facilities to a new firm, General Television of America, to be jointly owned by GE and Hitachi, pending approval by the U.S. and Japanese governments.

More color cameras: Just a year ago, the home color camera was a curiosity, the cheapest one was \$1,500 stripped down and well over \$2,000 for a version with electronic viewfinder and zoom lens. Black-and-white cameras chalked up impressive sales and have been in short supply all year, and the public snapped up whatever color cameras it could find. Starting this fall, color cameras are being produced by mass-production techniques for the first time and there's a good selection starting under \$1,000 despite the drop in the value of the dollar in comparison to the yen (the cameras are all Japan-made).

JVC and Magnavox are offering similar JVC-made cameras. Panasonic, Quasar and RCA feature a different model made by Matsushita. Zenith has one made by Hitachi, and GBC has cut the price of a Toshiba-made camera to slightly below \$1,000. New color cameras which start slightly above \$1,000 are offered by Hitachi and Sony, the latter with such deluxe features as through-the-lens viewfinder and 3-1 zoom lens. Meanwhile, an RCA official said the company hoped to offer an all-solid-state CCD color camera in about a year at around \$500.

Flat-screen progress: Working with a team of former Zenith research engineers, GTE is confident that it is only a few years away from a giant flat-screen non-CRT color TV display using the principle of cathodoluminescence. The joint program is being conducted with Lucitron Inc., headed by Joseph Markin, formerly head of Zenith's display systems R&D operation. GTE owns TV set producers Sylvania and Philco in the United States and Saba in Europe and is a major manufacturer of picture tubes.


Lucitron has already developed monochrome gas-discharge displays and sees no major problems in developing color. A top GTE engineer predicted that large color TV displays would be ready for commercialization in three to five years. Lucitron officials are more conservative and talk in terms of five to ten. GTE envisions its first color TV panels to be larger in viewing area than the biggest picture tube, somewhere between 35 and 50 inches measured diagonally by about three inches thick. The Lucitron panels are claimed to provide good grey scale, have high efficiency, good brightness and potential economy and long life. Among their major advantages are the fact that they're "self-scanning," eliminating the need for complex drive circuitry; they use conventional color phosphors and in other respects employ technology similar to that required in the manufacture of picture tubes. Initial Lucitron developments will be alphanumeric displays for airports, stock brokerages and computer terminals, expected by 1981 at the latest.

DAVID LACHENBRUCH
CONTRIBUTING EDITOR

YOURS FREE

Everything that's New and Exciting
in Electronics...All in the
NEW, Hot-Off-The Press

HEATHKIT® CATALOG



Read about nearly 400 exciting do-it-yourself kits including Amateur Radio Equipment, Personal Computers, Home Improvement Products, Stereo Hi-Fi, Programmable Color TV, Automotive, Aircraft and Marine Accessories, Test Instruments, R/C Modeling, Self-Learning Programs and lots more! Something for everyone, and everything is easy to build and fun to use — it's the Heathkit way!



**Send for your
FREE Catalog Today!**

Heathkit products are displayed, sold and serviced at Heathkit Electronic Centers coast to coast. (Units of Schlumberger Products Corporation). See the white pages of your phone book. If coupon is missing, write Heath Company, Dept. 020-490, Benton Harbor, Michigan 49022



HEATH

Schlumberger

Heath Company, Dept. 020-490
Benton Harbor, Michigan 49022

FREE!

Please send me my FREE Heathkit Catalog. I am not currently receiving your catalog.

Name _____

Address _____

City _____ State _____

CL-676B Zip _____

CIRCLE 100 ON FREE INFORMATION CARD

Blaupunkt car radios checked out by traveling van

The Blaupunkt Car Radio Division of Robert Bosch Corporation has devised a traveling tech shop on wheels called the Tech Van. In use since early 1978, the van has been traveling throughout the U.S. testing Blaupunkt car radios in major marketing areas.



A sophisticated control panel uses a quick connect/quick release feature that allows up to four radios to be tested simultaneously; it also incorporates facilities for checking speakers, power amps and CB's. Company engineers use the van to test out new car radio concepts in the field, make car radio installation tests and gather technical data.

Breach of computer security is a serious threat

An elevator-sized computer that is now commercially available can store three trillion bits. This is equivalent to a 500 page dossier on every man, woman and child in the U.S., a fact that is becoming a cause of concern to many. A report released by IBM Corporation officials to a panel investigating computers' potential abuse of privacy indicates their concern that such an invasion of privacy is a very real threat. More and more government and private agencies depend on computers for data storage and quick retrieval. The number of computers used by government agencies alone has increased considerably over a 13-year period, which raises the question of how to maintain security on the data in the computers' memory banks.

Although it would rarely be practicable to achieve absolute security with complete effectiveness, the report states: "reasonable protection can be provided . . . by increasing the cost of subverting the system to an unacceptable level." Other federal studies of the problem indicate that sensitive information should be isolated from routine data stored in memory. However, to curtail abuses effectively would seriously affect the efficiency of the data-retrieval system. For example, to reduce the possibility of some unscrupulous programmer penetrating and using the data, a

computer system must be designed that can only *process* transactions and have no programming capability; airline reservation systems are examples of such limited operations.

Another report to Congress by the U.S. Comptroller General urges that "the President's top staff should move to have all federal agencies assess their roles in computer use and security," and indicated that a cost-effective approach to computer security should be sufficient to combine the necessity for data and the equally pressing need for privacy.

CO₂-based cycle aids in electricity storage

A research team from RCA Laboratories has determined that solar- or wind-generated electricity could be stored by applying the same chemical reactions inherent in a new CO₂-based energy-storage cycle.

In this cycle, surplus electricity (generated during maximum sun and wind conditions) is directed to electrodes that are immersed in water through which carbon dioxide (CO₂) gas is bubbled. The water is then broken down into its hydrogen and oxygen components; the hydrogen combines with the CO₂ to produce *formic acid*, a fuel that can be stored in tanks and used in electricity-producing cells. Additionally, palladium can be introduced as a catalyst into the formic acid to convert it into hydrogen gas; this can take place at room temperature. The RCA team point out that formic acid is safer to store and easier to transport than pure hydrogen gas because it is in non-explosive liquid form.

Using the CO₂/formic acid/hydrogen cycle has a long-range advantage in that it can supply hydrocarbons to be used as fuel instead of petroleum and as raw material for products that are presently based on petroleum. The fuel cycle could also serve to mitigate against the "greenhouse effect" that many scientists fear will result in the earth's atmosphere from continuous CO₂ emissions using present combustion methods.

Electrolert's Fuzzbuster "goes to court"

Electrolert, Inc., manufacturers of the Fuzzbuster radar detector have instituted legal proceedings against what the company terms "libelous and defamatory" statements made by several groups concerning the device.

One of the defendants is the Pennsylvania Turnpike Commission, which operates the state's toll roads. Evidently, the Commission has been distributing leaflets to motorists stating that the Pennsylvania State Police radar is immune to "the Fuzzbuster and other radar detectors." Another target for litigation is the Better Business

Bureau of Miami, which was accused of distributing a letter to all South Florida newspapers, radio and TV stations requesting they not accept advertising for "Fuzzbusters."

Additionally, an unnamed radar manufacturer has been distributing brochures claiming its radar is "detector proof." (There are actually several radar companies that make this claim.)

Legal action has started against the turnpike commission and the Better Business Bureau. The Commission has been asked to stop handing out the flyers and issue new ones retracting the erroneous information contained in the first ones. Electrolert has also written the Miami Better Business Bureau asking that they retract their previous press statement alleging that anyone who purchases a radar detector is being encouraged to evade the law.

Crystal-layering technique improves semiconductor efficiency

Scientists at Bell Telephone Labs have developed a technique that is expected to double the speed with which electrons pass through semiconductor crystals at room temperature, thereby increasing the efficiency of such semiconductors used as IC's.




BELL LABS SCIENTIST prepares to test experimental two-layer gallium arsenide/aluminum gallium arsenide semiconductor crystal (shown to the right of the light). New crystal technique increases the speed at which electrons move through the crystal. Such a breakthrough in solid-state technology could lead to faster, more efficient semiconductor devices.

The electrons in semiconductor materials tend to be slowed down by the positively and negatively charged "impurities" that are added to create new electrons. In gallium arsenide, for example, the impurity is silicon, which releases electrons to travel through the semiconductor as current. This silicon, when it loses electrons, becomes positively charged. Other electrons en-

continued on page 12

Small is Beautiful



Realistic's System Seven... a new size and shape for stereo

Miniaturization breakthrough! Realistic's fabulous new System Seven combines beauty, elegant small size and a level of acoustical quality you've never heard, until now, in low-priced bookshelf stereo.

System Seven includes our new STA-7 AM/FM receiver (10 watts per channel, minimum RMS into 8 ohms, 20-20,000 Hz, with no more than 0.5%



At last — true hi-fi perfectly sized for a bookcase. The 4-1/2-lb. speakers can even be used for bookends!


total harmonic distortion) and a pair of our amazing Minimus®-7 speaker systems — featuring large-excursion woofers and soft-dome tweeters in diecast enclosures only 7 1/16" high.

Bass without bulk. Despite its small size, System Seven delivers rich, satisfying bass to 50 Hz and sound levels up to 90 dB for accurate reproduction of anything from classical to rock music.

What's the secret? The receiver has a unique equalization network engineered especially for the speakers. And it's switchable so you can use full-size speakers, if you wish.

Compact, but no compromises. You get "full-size" high-fidelity features with System Seven — magnetic and aux inputs, tape monitor, A/B speaker switching,

even 75 and 300-ohm FM inputs. U.L. listed, of course, and housed in a stunning jet-black metal cabinet with blackout dial.



Receiver is briefcase-sized, a little taller than a credit card — just 3-1/2" high. Each speaker is about the size of two average books.

The price for all this may be the surprise of your audio life — only 219.95*, a savings of \$39.90 off the "each" price!

Audition System Seven. Small has *never* been so beautiful!

*Price may vary at individual stores and dealers.

Sold only at

Radio Shack®
The nationwide supermarket of sound®

A Division of Tandy Corporation
Fort Worth, Texas 76102

Now NRI makes it TV/Audio home

**Side-by-side
equipment comparison
of NRI and two
other leading schools
shows what you get
for what you pay.
When you have to pay
as much as \$985 more
for another school's course,
you should carefully
consider your tuition
investment.**

When you sit down and try to pick out the school that's best for you, it gets

to be a problem. Catalogs are radically different and some are not too clear as to what you actually get for your money. So NRI has done a lot of the work for you. And put the prices right up front so you can make your own judgment.

Of course, we can't compare everything. Lesson clarity and content vary. What one covers here, another covers there...or not at all. The material one school breaks down into eight lessons may be four at another. And the qualifications and abilities of instructors are another question.

One Million Students, Over 60 Years' Experience

So we can only tell you what NRI has to offer. We've been in education since 1914, starting as a radio school six years before commercial broadcasting was even on the scene. Since then, we've kept right up with the times, improving techniques, adding material, creating new courses to help people improve their skills and income.

Early on, we learned to keep our lessons compact...thoroughly covering a subject, but not so much that students would be overwhelmed. We call them "bite-size" lessons because they're easy to digest.

Learn by Doing with "Hands-on" Training

And, we pioneered the concept of "hands-on" training. NRI goes far beyond theory and textbooks to give our students actual bench experience and prepare them for the realities of electronic servicing. Every piece of equipment in our Master Course in TV and Audio Servicing is designed for learning. As you assemble the kits we supply, you build a highest-quality, up-to-date 25" (diagonal) color TV, a 4-channel amplifier and tuner with speakers, your own oscilloscope,

	NRI	SCHOOL A	SCHOOL B
COURSE TITLE	Master Course in TV, Audio, and Video System Servicing	Master Course in Color TV Servicing	Electronics Technology and Advanced Troubleshooting I & II
CASH PRICE (terms available)	\$1295	\$1539	\$2280
TV SET	NRI designed-for-learning kit. Dual speaker 25" (diagonal) color TV with cabinet	Heathkit GR-2001 25" (diagonal) color TV (cabinet extra)	Zenith model G4020W 19" (diagonal) color TV (fully assembled)
OSCILLOSCOPE	NRI designed-for-learning kit. 5" (8 x 10 cm) triggered sweep	Heathkit IO-4541 5" (8 x 10 cm) triggered sweep (not given until after graduation)	Heathkit IO-4541 5" (8 x 10 cm) triggered sweep
COLOR BAR GENERATOR	NRI designed-for-learning kit. 10 patterns	Elenco SG-200 (kit) 10 patterns	Elenco SG-200 (fully assembled) 10 patterns
FREQUENCY COUNTER	NRI designed-for-learning kit. Complimentary metal oxide semiconductor digital type		
METER	NRI designed-for-learning kit. Transistorized AC/DC volt-ohm meter	Heathkit (part of TV kit) DC only; 1K Ohm/volt	Private label multimeter
AUDIO	NRI designed-for-learning kit. Four-channel high-fidelity AM/FM tuner with speakers	Private label pocket transistor AM radio kit and AM-FM-SW solid-state portable radio kit	
TRAINER	NRI Discovery Lab	Breadboard	Experimental Electronics Lab
MISCELLANEOUS EQUIPMENT		EICO Digital Logic Probe	

All data as shown in each school's catalog as of September 1, 1978.



Learn as you build with "hands-on" training.

easy to compare study courses.

digital frequency counter, and other instruments you'll use in your course, use later to earn good money as a TV/ Audio technician.

The point is, none of this equipment is hobby-kit or commercial assembly line units with lessons "retro-fitted" to what was at hand. NRI has designed each so you get invaluable training and experience you just can't get any other way. As you build, you study operation of circuitry, see how sections interact, perform "power-on" experiments only possible with NRI. This total training is exclusive with NRI...no other school, home study or resident, offers it.

Instructors Who Know Their Business

NRI instructors are thoroughly qualified, with both technical and educational experience. Most of them helped develop NRI courses, lessons, and equipment, so they really know what they're talking about. They're interested in their students, always ready to help with a question, a problem...give good advice to help you reach your goals.

It's instructors and training like this that have made NRI the choice of professional TV servicemen who have taken home study courses. As a national survey shows (summary on request), they recommend NRI by a majority of three to one over any other school.

So how does NRI give you all this and still cost so little? We keep costs down by designing our own training kits, eliminating the middleman's profit on hobby kits or commercial units. And by offering our training by mail only. We have no sales force, no commissions to pay. You make up your mind in your own time, without pressure, let the facts speak for themselves. We pass these savings on to you in the form of lower tuitions, more equipment, carefully designed courses and effective lessons.

Send for Free Catalog, No Salesman Will Call

Send for our free catalog today and get all the details. See every piece of equipment and kit you get...a complete listing of fully described lessons...explanations of each and every experiment you perform. Read about NRI's background and qualifications...career opportunities...what NRI graduates say about their training...costs and monthly payment plans for the courses that interest you. Then compare NRI value and results and make your decision. Like the million that have gone before you, we think you'll choose NRI. Send the card today.



Build and keep 2-meter transceiver, test equipment for a communications career.

Or check out NRI value-training in Computer or Communications/CB Equipment Servicing.

If you're interested in learning how to service and maintain digital computers, check out our NRI course. You learn at home, in your spare time, and actually build a programmable, integrated circuit, digital computer with expanded memory.

Or maybe your interest is CB or the expanding world of communications...mobile radio, microwave,

TV broadcasting, and much more. NRI can help you there, too, as you build and experiment with your own digitally synthesized 2-meter transceiver. For these and other NRI home study courses, just check the postage-paid card and mail today. If card is missing, write to:



NRI Schools
McGraw-Hill Continuing
Education Center
3939 Wisconsin Avenue
Washington, D.C. 20016



continued from page 6

countering the silicon are attracted to its positive charge, sometimes combine with it and stop moving along completely.

The Bell Lab technique isolates the electrons from the impurities by layering two semiconductor materials to form a single crystal, using a crystal-growing process molecular beam epitaxy (MBE) that allows layers of crystal atoms to be constructed one at a time. The scientists created a two-layer crystal using 50 layers of gallium arsenide and 50 layers of aluminum gallium arsenide, and silicon was added to the aluminum gallium arsenide layer only. Once in different layers, the silicon impurities have little chance to prevent electrons from moving freely. The technique can be used for any combination of semiconductor material having the same properties as gallium arsenide.

Using this technique, it is possible to greatly increase the capacity of communications systems as well as hastening the appearance of ultra-high-speed computers and the creation of new devices.

Bozak, Kloss and Marantz receive audio industry awards

Three pioneers of the audio industry were honored recently at the annual Audio Hall of Fame Awards dinner at the Hilton Hotel in New York. The awards are presented to those who have made significant contributions to the reproduction of music.

This year's recipients were Rudolph Bozak, Henry Kloss and Saul Marantz.

Mr. Bozak was honored for his work in loudspeaker design. Mr. Kloss both developed and was instrumental in the popularization of the acoustic suspension speaker. Mr. Marantz (founder of the Marantz Company) won his award for his part in transforming hi-fi from a post World War II hobby into today's multibillion dollar industry.

Proceeds from the Awards Dinner this year will go to the Metropolitan Opera.

RCA transmission service extended to Hawaii, Cuba and Hong Kong

The RCA Corporation (and its subsidiaries) has expanded its data transmission service to Cuba and Hong Kong, as well as an additional link-up to Hawaii.

NASA will use the data transmission facilities at RCA Americom's Kokee Park station on the island of Kauai in Hawaii, in addition to the RCA services already being used at Barking Sands Naval Air Station on Kauai. The link-up is to the Goddard Space Flight Center in Maryland, and will be used in connection with several on-going NASA programs, such as Mars photography, the space shuttle and the Voyager mission to the outer planets.

The recent agreement reached between mainland U.S. and Cuba will use cable circuits to provide *Telex*, telegram and

leased-channel services between the two countries.

RCA has also established the first commercial international digital facsimile service between this country and Hong Kong. The service, called *Q-Fax*, permits you to send and receive messages, legal briefs, graphics, contracts, etc., in Japanese (or Chinese) characters without translation. In the U.S., messages are sent by messenger or by local facsimile transmission to RCA operating centers in New York, Washington or San Francisco. In Hong Kong, the messages are delivered by messenger service to local post offices. Return messages are transmitted from Hong Kong to the U.S. via the mails, a domestic facsimile service or by messenger to the RCA centers.

New York City anti-radiation proposal causes concern

An amendment to the New York City Health Code that would set even stricter limits to the "field strength" of radio transmissions has been causing concern among the metropolitan area's amateur radio operators and CB'ers, not to mention commercial TV and radio broadcasters. Until recently, the high-level radiation was considered relatively harmless.

Dr. Leonard Solon of the New York City Department of Health drafted the proposal, and a public hearing has taken place, although no definite action has yet been taken by the Board of Health. At the public meeting, area broadcasters stated that if the amendment were adopted, they would be forced to move their transmitters elsewhere, since radio and TV reception would be reduced to mere "gibberish." However, amateur radio buffs would be even more seriously hit by the proposal since their maximum legal 2000-watt output would violate the Solon proposal's standards.

On the other hand, while objections were raised by the commercial broadcasters, they were muted. This has led to some speculation that the broadcasters privately believe the new standards, if adopted, would pave the way to increased cable service—thus cutting the considerable costs of operating regular transmitters.

FCC inquiry on fee refunds does not cover CB licensees

The Federal Communications Commission's inquiry on fee refunds and future fee schedules does *not* apply to CB owners. The present action deals only with fees greater than \$20 collected between August 1, 1970 and January 1, 1977.

The FCC urged that CB owners not make inquiries now about either refunds of fee schedules, since any action on fees of \$20 or less would be taken only in the near future.

R-E

1979 HI-FI CONVENTION



NEW CONVENTION CENTER in St. Louis will be the site of the second annual International High Fidelity Convention to be held April 20—22. The \$96 million convention center complex covers four square blocks in downtown St. Louis.

SAVE \$25.00

Model 8100 Frequency Counter Kit

- Range: 20Hz to 100MHz
- High Sensitivity
- Resolution to 0.1Hz



Now you can forget about price/performance trade-offs when you select a frequency counter. In Sabtronics' Model 8100 kit you get all the characteristics of superior performance at a low, affordable price.

This frequency counter, employing LSI technology, has the performance and input characteristics you demand: guaranteed frequency range of 20Hz to 100MHz (10 Hz to 120MHz typical); selectable hi/lo impedance; superior sensitivity; selectable resolution and selectable attenuation. Plus an accurate time base with excellent stability.

An 8-digit LED display features gate activity indicator, leading zero suppression and overflow indicator. You would expect to find all these features only on high-priced instruments — or from Sabtronics' advanced digital technology.

BRIEF SPECIFICATIONS:

- Frequency Range: 20Hz to 100MHz guaranteed. (10Hz to 120MHz typical) • Sensitivity: 15mV RMS, 20Hz to 50MHz (10mV typical); 25mV RMS, 50MHz to 100MHz (20mV typical)
- Selectable Impedance: 1M Ω /25pF or 50 Ω • Attenuation: X1, X10 or X100 • Accuracy: \pm 1Hz plus time base accuracy • Aging Rate: \pm 5ppm/yr. • Temperature Stability: \pm 10ppm, 0°C to 40°C
- Resolution: 0.1Hz, 1Hz, 10Hz selectable • Display: 8-digit LED, overflow indicator, gate activity indicator • Overload Protection
- Power Requirement: 9-15 VDC @ 330mA



Model 2000, 3½ Digit DMM Kit

- 5 Functions, 28 Ranges
- Basic DCV Accuracy:
0.1% \pm 1 Digit

The amazing Sabtronics 2000 is the choice of both professionals and hobbyists. It's the only portable/bench DMM that offers so much performance for such an astonishing low price.

You get basic DCV accuracy of 0.1% \pm 1 digit; 5 functions giving 28 ranges; readings to \pm 1999 with 100% overrange; overrange indication; input overload protection; automatic polarity; and automatic zeroing.

The all-solid-state Model 2000 incorporates a single LSI circuit and high-quality components. Our clear, step-by-step manual simplifies assembly. Complete kit includes a rugged high-impact case ideal for both test-bench and field use.

BRIEF SPECIFICATIONS:

- DC volts in 5 ranges: 100 μ V to 1kV • AC volts in 5 ranges: 100 μ V to 1kV • DC current in 6 ranges: 100 nA to 2A • AC current in 6 ranges: 100 nA to 2A • Resistance: 0.1 Ω to 20M Ω in 6 ranges
- AC frequency response: 40 Hz to 50kHz • Display: 0.36" (9.1mm) 7-segment LED • Input Impedance: 10M Ω • Size: 8"W x 6.5"D x 3"H (203 x 165 x 76 mm) • Power requirement: 4.5-6.5 VDC • 4 "C" cells (not included).

Special Offer! Save \$25.00*

If you order both the frequency counter and DMM kits now, you pay only \$144.90 including shipping and handling. You save \$25.00 off the combined regular low price of \$169.90. Order both kits now. This special offer good for a limited time only.

*Special offer good in USA only.

Making performance affordable.

sabtronics

13426 Floyd Circle • Dallas, Texas 75243
Telephone 214/783-0994

Sabtronics International Inc. 13426 Floyd Circle Dallas Tx 75243

RE-1

☐ Yes, I want to take advantage of your special \$25.00-off offer.*

Please send _____ Model 8100 and Model 2000 kit(s) for only \$144.90 total including shipping and handling \$ _____

Please send _____ Model 8100 Frequency Counter kit(s) @ \$89.95 ea \$ _____

Shipping and handling \$ 5.00/unit* \$ _____

Please send _____ Model 2000 DMM kit(s) @ \$69.95 ea \$ _____

Shipping and handling \$ 5.00/unit* \$ _____

Texas residents add sales tax \$ _____

Total enclosed \$ _____

☐ Check ☐ Money Order ☐ Charge my Master Charge Visa _____ Exp Dt. _____

Acc. No. _____

Name _____

Address _____

City _____ State _____ Zip _____

*USA only. CANADA: \$6.50. FOREIGN: \$19.00 AIRMAIL.

CIRCLE 64 ON FREE INFORMATION CARD

Electronics Tomorrow

With this issue another new year begins. At the outset of all new years, there is always that temptation to start making predictions. The only trouble with predictions is that you can either predict things you know will happen, or you can predict things so far out that they won't happen. . . . this year!!

So I'll spare you the predictions. Instead, let's deal with facts. Video tape recording in the form of VCR's and projection TV will show great growth this year. If the video disc ever escapes the laboratory, it will become an instant success—assuming the price can be held to the \$600 level.

Hi-fi sound for the car has already arrived. The only hazard is that it is so good that the driver won't be able to concentrate on driving. Digital wristwatches, calculators and electronic games are already drugstore-rack items. The yen/dollar relationship may cause the price of many consumer electronics items to go up, but it may also spur a resurgence of Made In U.S.A. labels on consumer electronics gear.

No matter how you look at electronics, it's going to be another great year. There will be dozens of exciting new devices that are built around new circuitry and IC's. Believe it or not, we are now seeing just the beginning of the electronics revolution.



LARRY STECKLER
Editor

Radio-Electronics®

Hugo Gernsback (1884-1967) founder

M. Harvey Gernsback, editor-in-chief and publisher

Larry Steckler, KTX-3644, CET, editor

Arthur Kleiman, KTZ-3288,
managing editor

Robert F. Scott, CET, W2PWG,
KXK-8533, technical editor

Sonia Greenbaum, copy editor

Jack Darr, CET service editor

Leonard Feldman
contributing high-fidelity editor

Karl Savon, semiconductor editor

David Lachenbruch, contributing editor

Earl "Doc" Savage, K4SDS, hobby editor

Vincent P. Cicenja, production manager

Harriet I. Matysko, circulation director

Arline R. Bailey, advertising coordinator

Cover design by Louis G. Rubsamén

Radio Electronics is a member of the *Institute of High Fidelity* and is indexed in *Applied Science & Technology Index* and *Readers Guide to Periodical Literature*.

Gernsback Publications, Inc.
200 Park Ave. S., New York, NY 10003
(212) 777-6400
President: M. Harvey Gernsback
Vice President: Larry Steckler
Treasurer: Carol A. Gernsback
Secretary: Bertina Baer

ADVERTISING SALES

Paul McGinnis
Director of Marketing

EAST

Stanley Levitan
Radio-Electronics
200 Park Ave. South
New York, NY 10003
(212) 777-6400

MIDWEST/Texas/Arkansas/Okla.

Ralph Bergen
The Ralph Bergen Co.
540 Frontage Road—Suite 361-A
Northfield, Illinois 60093
(312) 446-1444

PACIFIC COAST Mountain States

Jay Eisenberg
J.E. Publishers Representative Co.,
8732 Sunset Blvd.,
4th Floor,
Los Angeles, CA 90069
(213) 659-3810
Sales Mart Building
1485 Bayshore Blvd., Box 140
San Francisco, CA 94124
(415) 467-0125



101-416 p. (8 1/2"x11")—Electronic Circuit Design Handbook (\$17.95)

ELECTRONIC
CIRCUIT
DESIGN
HANDBOOK

801-392 p.—Master Handbook of Ham Radio Circuits (\$12.95)

MASTER HANDBOOK OF
HAM RADIO
CIRCUITS

An Extraordinary Offer to introduce you to the benefits of Membership in

ELECTRONICS BOOK CLUB

take any **4** of these 22 unique electronics books **\$1⁹⁹** for **ALL FOUR** (values to \$67⁸⁰) for only

with a Trial Membership in the Book Club that guarantees to save you 25% to 75% on a wide selection of electronics books

1012-420 p.—How to Design and Build Electronic Instrumentation (\$14.95)

HOW TO DESIGN & BUILD
ELECTRONIC
INSTRUMENTATION

709-294 p.—Modern Guide to Digital Logic: Processors, Memories & Interfaces (\$9.95)

MODERN GUIDE TO
DIGITAL LOGIC:
Processors, Memories & Interfaces

891-196 p.—Practical Solid-State DC Power Supplies (\$9.95)

Practical
Solid-State
DC Power Supplies

1092-392 p.—First Class Commercial FCC License Study Guide (\$12.95)

FIRST CLASS
COMMERCIAL FCC
LICENSE STUDY GUIDE

1035-434 p.—Instrumentation & Control Systems Engineering Handbook (\$19.95)

INSTRUMENTATION
& CONTROL SYSTEMS
ENGINEERING HANDBOOK

How to Design & Build Your Own Custom TV Games

1101-546 p.—How to Design & Build Your Own Custom TV Games (\$14.95)

1036-140 p.—How To Cut Your Electrical Bill & Install Your Own Emergency Power System (\$8.95)

How to Cut Your Electric Bill and Install Your Own Emergency Power System

How to Build Metal/Treasure Locators

909-140 p.—How to Build Metal/Treasure Locators (\$7.95)

24 TESTED, READY-TO-RUN GAME PROGRAMS IN BASIC

1065-252 p.—24 Tested, Ready-To-Run Game Programs in BASIC (\$9.95)

106 EASY ELECTRONICS PROJECTS—Beyond the Transistor

887-244 p.—106 Easy Electronics Projects—Beyond the Transistor (\$8.95)

971-196 p.—Miniprocessors: From Calculators to Computers (\$9.95)

MINIPROCESSORS:
From Calculators to Computers

995-182 p.—Beginner's Guide to Microprocessors (\$8.95)

BEGINNER'S GUIDE TO
MICROPROCESSORS

The Complete Handbook of Electrical & House Wiring

913-476 p.—The Complete Handbook of Electrical & House Wiring (\$10.95)

800-602 p.—Master Handbook of 1001 Practical Electronic Circuits (\$12.95)

Master Handbook of
1001
Practical Electronic Circuits

THE HANDBOOK OF TELEPHONES & ACCESSORIES

997-432 p.—The Handbook of Telephones & Accessories (\$14.95)

COLOR TV TROUBLE FACTBOOK
Problems & Solutions

919-434 p.—Color TV Trouble Factbook-Problems & Solutions—3rd Edition (\$9.95)

874-392 p.—Master Handbook of Digital Logic Applications (\$12.95)

Master Handbook of
Digital Logic
Applications

UNDERSTANDING SOUND, VIDEO, & FILM RECORDING

1017-140 p.—Understanding Sound, Video, and Film Recording (\$8.95)

Electronic music circuit guidebook

743-224 p.—Electronic Music Circuit Guidebook (\$9.95)

microprocessor/microprogramming handbook

785-294 p.—Microprocessor/Microprogramming Handbook (\$9.95)

Facts About Club Membership

- The 4 introductory books of your choice carry publisher's retail prices of up to \$67.80. They are yours for only \$1.99 for all 4 (plus postage/handling) with your Trial Membership.
- You will receive the Club News, describing the current Selection, Alternates, and other books, every 4 weeks (13x a year).
- If you want the Selection, do nothing; it will be sent to you automatically. If you do not wish to receive the Selection, or if you want to order one of the many Alternates offered, you simply give instructions on the reply form (and in the envelope) provided, and return it to us by the date specified. This date allows you at least 10 days in which to return the form. If, because of late mail delivery, you do not have 10 days to make a decision and so receive an unwanted Selection, you may return it at Club expense.
- To complete your Trial Membership, you need buy only four additional monthly Selections or Alternates during the next 12 months. You may cancel your Membership any time after you purchase these four books.
- All books—including the Introductory Offer—are fully returnable after 10 days if you're not completely satisfied.
- All books are offered at low Member prices, plus a small postage and handling charge.
- Continuing Bonus: If you continue after this Trial Membership, you will earn a Dividend Certificate for every book you purchase. Three Certificates plus payment of the nominal sum of \$1.99 will entitle you to a valuable Book Dividend of your choice which you may choose from a list provided Members.

May we send you your choice of 4 of these practical time-and-money-saving books as part of an unusual offer of a Trial Membership in Electronics Book Club?

Here are quality hardbound volumes, each especially designed to help you increase your know-how, earning power, and enjoyment of electronics. Whatever your interest in electronics, you'll find Electronics Book Club offers practical, quality books that you can put to immediate use and benefit.

This extraordinary offer is intended to prove to you through your own experience, that these very real advantages can be yours...that it is possible to keep up with the literature published in your areas of interest, and to save substantially while so doing. As part of your Trial Membership, you need purchase as few as four books during the coming 12 months. You would probably buy at least this many anyway, without the substantial savings offered through Club Membership.

To start your Membership on these attractive terms, simply fill out and mail the coupon today. You will receive the 4 books of your choice for 10-day inspection. YOU NEED SEND NO MONEY. If you're not delighted, return the books within 10 days and your Trial Membership will be cancelled without cost or obligation.

ELECTRONICS BOOK CLUB, Blue Ridge Summit, Pa. 17214

CIRCLE 24 ON FREE INFORMATION CARD

ELECTRONICS BOOK CLUB

Blue Ridge Summit, Pa. 17214

Please open my Trial Membership in ELECTRONICS BOOK CLUB and send me the 4 books circled below. I understand the cost of the books I have selected is only \$1.99 for all 4, plus a small shipping charge. If not delighted, I may return the books within 10 days and owe nothing, and have my Trial Membership cancelled. I agree to purchase at least four additional books during the next 12 months after which I may cancel my membership at any time.

101 709 743 785 800 801 874 887
891 909 913 919 971 995 997
1012 1017 1035 1036 1085 1092 1101

Name _____ Phone _____

Address _____

City _____

State _____ Zip _____

(Valid for new Members only. Foreign and Canada add 10%.) RE-19

letters

HYDROGEN—NEW ENERGY SOURCE?

With reference to your editorial, "The Real Energy Crisis," in the April 1978 issue, I am enclosing a diagram of an energy system that is similar to one presently being tested by a company in a new home in Provo, UT.

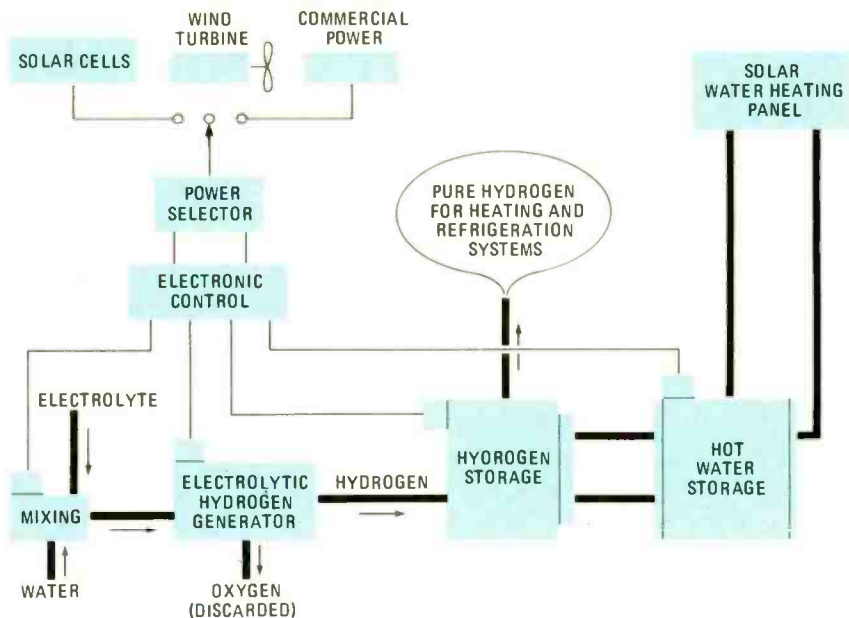
Pure hydrogen is produced on-site by the electrolysis of water using commercial power, solar cells or a wind turbine. The hydrogen is then stored in a large hydride storage tank. Hot water from solar collectors is also stored, and this heat is used to force the hydrogen out of the tank.

Gas appliances and the home's central heating and cooling system are hydrogen-powered.

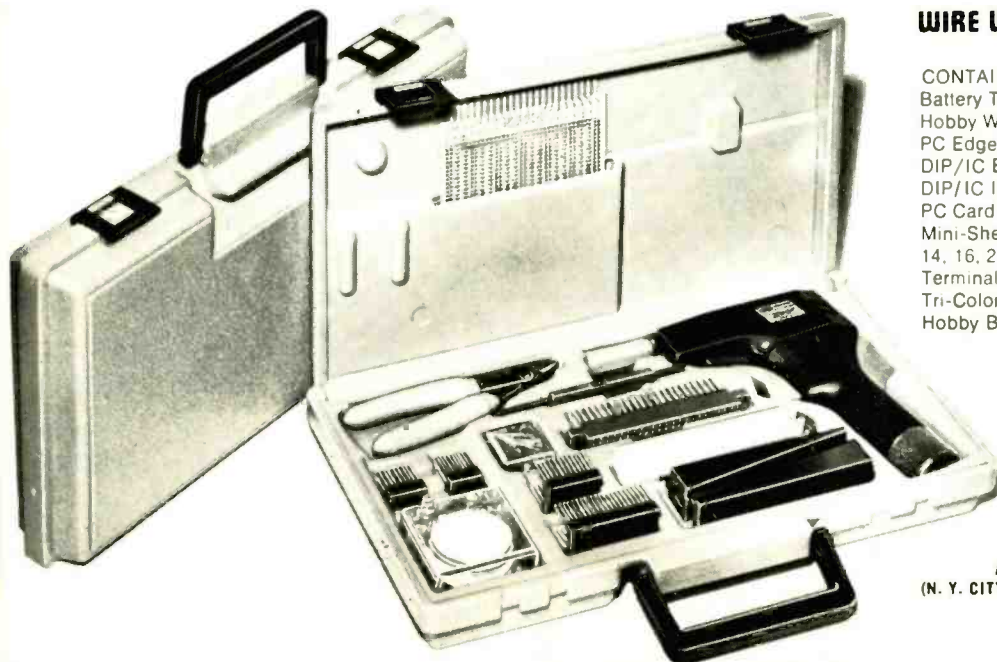
Since we have an inexhaustible supply of water, wind and sunlight, hydrogen could just be our future source of fuel. And this colorless, odorless gas is pollution-free!

DARRELL E. TOMLINSON
Odessa, TX

continued on page 22



ok® wire wrapping center ok®



WIRE WRAPPING KIT WK-5

CONTAINS:

Battery Tool BW-630
Hobby Wrap Tool WSU-30 M
PC Edge Connector CON-1
DIP/IC Extractor Tool EX-1
DIP/IC Insertion Tool INS-1416
PC Card Guides & Brackets TRS-2
Mini-Shear with Safety Clip SP-152
14, 16, 24 and 40 DIP Sockets
Terminals WWT-1
Tri-Color Wire Dispenser WD-30-TRI
Hobby Board H-PCB-1

\$74.95

ADD \$1.00 FOR SHIPPING
(N. Y. CITY AND STATE RESIDENTS ADD TAX)

OK MACHINE & TOOL CORPORATION

3455 Conner St., Bronx, N.Y. 10475 (212) 994-6600 / Telex 125091

CIRCLE 32 ON FREE INFORMATION CARD

www.americanradiohistory.com

All New!

REAL·STATE·OF·THE·ART

DIGITAL INSTRUMENTATION FROM OPTOELECTRONICS, INC.

TWO NEW AC-DC- BATTERY PORTABLE COUNTERS

OPTO-8000.1A 10Hz to 600MHz Frequency Counter

- Precision TCXO time base 0.1PPM Stability 17-40°C • Super Sensitivity with preamps in both HI-Z & 50 Ohm inputs <10 mV to 150 MHz <50 mV @ 600 MHz
- Auto Decimal Point • Aluminum Case • Socketed IC's • Three position attenuator: X1, X10, X100 (avoids false counting)

- OPTO-8000.1A Factory Assembled - 2 Year Guarantee \$329.95
- OPTO-8000.1AK Kit Form - 1 Year Parts Guarantee \$279.95
- NI-CAD-80 NI-CAD Battery Pack (Installs in case) \$ 19.95

OPTO-7000 10 Hz to 600 MHz Miniature Counter

- XTAL (TCXO) Time Base ± 0.08 PPM/C Standard • Aluminum Case • HI-Z & 50 Ohm inputs
- 1 Sec. & 1/10 Sec. Gate times • Auto Dec. Pt. • Built-in Prescaler and Preamps Standard
- OPTO-7000 Factory Assembled - 1 Year Guarantee \$139.95
- OPTO-7000K Kit Form \$ 4.95
- NI-CAD-70 NI-CAD Battery Pack and Charger Circuitry \$ 19.95
- TCXO-70 Optional Precision TCXO Time Base 0.1PPM, 17-40°C \$ 79.95

CM-1000 Digital Capacitance Meter

- Featured Sept. 1978 Radio Electronics Magazine • Measures from 1 pF to 9999 ufd. • 4 Jumbo LED 6" Digits • Aluminum Case • Accuracy of .1 % less one digit
- CM-1000 Factory Assembled \$179.95
- #CM-1000K Probe \$ 6.95
- #CM-1000K Kit Form \$129.95

T-100 Precision Thermometer

For Use with Digital Voltmeter • Output: 10 mv per Degree • Switchable: Fahrenheit/Celsius

- Resolution to .01° with 4 1/2 Digit Meter • Requires two 9V Batteries - not included
- T-100 Factory Assembled & Calibrated \$59.95
- # T-100K Kit Form \$39.95
- #D-450, Antenna, Rubber Duck, RF Pickup, 450 MHz \$12.50
- #D-146 Antenna, Rubber Duck, 146 MHz \$12.50
- #RA-BNC Right-Angle BNC Adapter for Above Antennas \$ 2.95

PROBES:

- P-100 50 Ohm, 1X Direct Connection RF Probe 13.95
- P-101 Lo-Pass, Attenuates RF at audio frequencies 16.95
- P-102 HI-Z, 2X High impedance, general purpose 16.95



TERMS: Orders to U.S. and Canada add 5% to maximum of \$10.00 per order for shipping, handling and insurance. To all other countries, add 10% of total order. Florida residents add 4% state tax. C.O.D. Fee: \$1.00. Personal checks must clear before merchandise is shipped.




Factory Direct - Phone Orders
(305) 771-2050 • 771-2051

OPTOELECTRONICS, INC.
5821 N.E. 14th Avenue, Fort Lauderdale, Florida 33334

CIRCLE 4 ON FREE INFORMATION CARD

“If you’re going to learn electronics, you might as well learn it right!”



*“Don’t settle for less.
Especially when it comes
to career training...because
everything else in your life
may depend on it. That’s
why you ought to pick CIE!”*

electronics schools. Maybe you think they're all the same. They're not!

CIE is the largest independent home study school in the world that specializes exclusively in electronics.

...

Meet the Electronics Specialists.

When you pick an electronics school, you're getting ready to invest some time and money. And your whole future depends on the education you get in return.

That's why it makes so much sense to go with number one... with the specialists... with CIE!

There's no such thing as bargain education.

If you talked with some of our graduates, chances are you'd find a lot of them shopped around for their training. Not for the lowest priced but for the best. They pretty much knew what was available when they picked CIE as number one.

We don't promise you the moon. We do promise you a proven way to build valuable career skills. The CIE faculty and staff are dedicated to that. When you graduate, your diploma shows employers you know what you're about. Today, it's pretty hard to put a price on that.

Because we're specialists, we have to stay ahead.

At CIE, we've got a position of leadership to maintain. Here are some of the ways we hang onto it...

Our step-by-step learning includes "hands-on" training.

At CIE, we believe theory is important. And our famous Auto-Programmed® Lessons teach you the principles in logical steps.

But professionals need more than theory. That's why some of our courses train you to use tools of the trade like a 5 MHz triggered-sweep, solid-state oscilloscope you build yourself—and use to practice troubleshooting. Or a beauty of a 19-inch diagonal Zenith solid-state color TV you use to perform actual service operations.

Our specialists offer you personal attention.

Sometimes, you may even have a question about a specific lesson. Fine. Write it down and mail it in. Our experts will answer you promptly in writing. You may even get the specialized knowledge of all the CIE specialists. And the answer you get becomes a part of your permanent reference file. You may find this even better than having a classroom teacher.

CIE understands people need to learn at their own pace. There's no pressure to keep up... no slow learners hold you back. If you're a beginner, you start with the basics. If you already know some electronics, you move ahead to your own level.

Enjoy the promptness of CIE's "same day" grading cycle.

When we receive your lesson before noon Monday through Saturday, we grade it and mail it back—the same day. You find out quickly how well you're doing!

CIE can prepare you for your FCC License.

For some electronics jobs, you must have your FCC License. For others, employers often consider it a mark in your favor. Either way, it's government-certified proof of your specific knowledge and skills!

administered exam. In continuing surveys, nearly 4 out of 5 CIE graduates who take the exam get their Licenses!

For professionals only.

CIE training is not for the hobbyist. It's for people who are willing to roll up their sleeves and go to work... to build a career. The work can be hard, sure. But the benefits are worth it.

Send for more details and a FREE school catalog.

Mail the card today. If it's gone, cut out and mail the coupon. You'll get a FREE school catalog plus complete information on independent home study. For your convenience, we'll try to have a CIE representative contact you to answer any questions you may have.

Mail the card or the coupon or write CIE (mentioning name and date of this magazine) at: 1776 East 17th Street, Cleveland, Ohio 44114.



Patterns shown on TV and oscilloscope screens are simulated.

CIE

Cleveland Institute of Electronics, Inc.

1776 East 17th Street, Cleveland, Ohio 44114

Accredited Member National Home Study Council

☐ **YES...** I want the best of everything! Send me my FREE CIE school catalog—including details about troubleshooting courses—plus my FREE package of home study information.

RE-55

Print Name _____

Address _____ Apt. _____

City _____

State _____ Zip _____

Age _____ Phone (area code) _____

Check box for G.I. Bill information: ☐ Veteran ☐ Active Duty

MAIL TODAY!

ENERGY CRISIS

I read your editorial in the April 1978 with great interest. Ever since the energy crisis began, a lot has been said about it. I am in strong agreement with you as far as the cost of energy is concerned. It does not appear that this cost will go down . . . unless there is a *major change in the status of the national economy.*

I do not think it would be wise to encourage the use of nuclear power. In fact, you should discourage the use of this particular source of energy because it represents a

action in trying to cope with the energy crisis, it will be necessary to continually remind its members that "time is running out."

As far as I'm concerned, the lack of *motivation*, not the lack of imagination, is the only reason the nation has not been able to come to grips with this problem. I believe that the basic attitude among Americans is universal—they all feel that a lot more needs to be done in order to reduce or eliminate the adverse social, as well as economic, effects of the energy crisis on the nation. This is where Congress and the political leadership does not meet the ex-

it comes to solving the energy crisis, "we have failed."

So, no single editorial dealing with this subject will have a great impact. What I can suggest is: publish in the *Congressional Record* the letter your magazine considers to be the most interesting response to your editorial.

DOUGLAS JAN MILLER
San Francisco, CA

WHERE ARE THE ELECTRONIC DESIGNERS?

I think that the most important property of the IC is that it has freed us from the drudgery of solving hundreds of little interacting network equations, and has allowed us to get down to the real business of designing useful working systems.

My field for the past six years has been medical instrumentation, and because of the IC we are building instruments today that no sane person would have undertaken to build 20, or even 10 years ago.

The good instrument designer constantly scans the new IC release announcements, carefully reads about the properties of a new device and then thinks about ways to use it that the manufacturer never thought to suggest.

For example, a problem has been perplexing our design group for a long time. Just recently, however, one of the members of the group obtained some IC samples of a new device. We are testing it for an entirely different application from any the manufacturer has suggested, and it appears that the device will inexpensively and efficiently solve a problem that could have been solved by use of a combination of IC's and discrete components but at a prohibitive cost in terms of energy, space, weight and money.

I do not believe that the last remaining designers are the IC designers. They have relieved the rest of us of the dog work of figuring biases, temperature coefficients, stage gains . . . and a host of other annoying details so that we can get down to the real business of designing working systems to improve the quality and length of life.

The IC designers provide us with neat packages of gain, fast switches, comparators, voltage references and a multitude of other functions. It is up to the rest of us to apply our ingenuity to find the broadest spectrum of uses for these excellent reliable, low-cost devices.

Part of the usefulness of the IC is derived from its small size, not because it makes equipment smaller but because its smallness places all its components in the same physical environment, reducing temperature drift problems almost to the vanishing point in some cases.


I think the IC is the greatest invention since sliced bread!

W. Q. COCHRAN
Chalfont, PA

R-E

NEW FROM LEADER

The 20MHz Dual Trace Scope.



Faster. Brighter. More Versatile. Economical.

Model LBO-508. . . . \$769.95 with accessories

For the name of your nearest distributor
call toll free: 800-645-7120

151 Dupont Street, Plainview, N.Y. 11803
(516) 822-9300

Regional offices: Chicago and Los Angeles

When Quality Counts . . .

LEADER
Instruments Corp.

CIRCLE 36 ON FREE INFORMATION CARD

A
HIGH BLOOD PRESSURE
Treat it...and live.

The National High Blood Pressure Education Program,
U.S. Department of Health, Education, and Welfare.

THE BEST VALUE IN OSCILLOSCOPES COMES IN MANY MODELS.

When you choose a Gould oscilloscope — regardless of the model — you get reliability, versatile performance and a modest price tag. All of which adds up to true value. Over the years, Gould has earned a well-deserved

reputation for building reliable instruments. Prompt, efficient service is available through a worldwide network of service centers. And all Gould oscilloscopes carry a full two-year warranty covering all parts and labor exclusive of fuses, calibration and minor maintenance. Look to Gould for your best value in oscilloscopes.

For more information contact Gould, Instruments Division, 3631 Perkins Ave.,

Cleveland, OH 44114. In Europe contact Gould Instruments, Roebuck Rd., Hainault, Essex, CB10 1EJ England.

For brochure call toll-free (800) 325-6400, Ext. 77. In Missouri: (800) 342-6600.

 **GOULD**



Gould OS 245A

- DC to 10 MHz
- Dual trace
- 4 inch CRT
- 5 mV/div sensitivity
- Only 11 pounds



Gould OS 1100

- DC to 30 MHz
- Dual trace
- 1 mV/div sensitivity
- Delayed timebase
- Channel Sum and Difference



Gould OS 3300 B

- DC to 50 MHz
- Dual trace
- Two independent timebases
- Mixed sweep
- 1 mV/div sensitivity
- Channel Sum and Difference



Gould OS 260

- DC to 15 MHz
- True dual beam
- High brightness CRT
- 2 mV/div sensitivity
- Single Sweep
- Switched X—YY



Gould OS 4000

- DC to 10 MHz — dual trace — digital storage (RAM) — no deterioration of stored trace — pre-trigger viewing — output to analog and digital recorders — simultaneous stored and real time viewing.



CIRCLE 11 ON FREE INFORMATION CARD

F. W. Bell Model CG-100A Current Gun



CIRCLE 110 ON FREE INFORMATION CARD

THERE ARE CERTAIN EFFECTS IN ELECTRONICS that we've known about for some time. One is the "Hall Effect," which was discovered by E. H. Hall in 1879! He discovered that "if a conductor is placed in a magnetic field perpendicular to the direction of current flow, a voltage will develop across it."

Semiconductor materials can be made to do tricks. It was found that a small bar made of semiconductor material (indium arsenide, gal-

lium arsenide, etc.) could be placed in a magnetic field, and would develop a voltage on its opposite sides. This is the "Hall voltage," which is used in scientific instruments, for a while confined mainly to gaussmeters used primarily in labs.

F. W. Bell, Inc., (4949 Freeway Drive East, Columbus, OH 43229) has developed a versatile Hall-effect instrument. This little jewel uses a semiconductor Hall-effect sensor and is called the *model CG-100A* Current Gun. It's a clamp-on instrument—the jaws can be opened and clamped around a conductor and the conductor current read out.

Clamp-on instruments have been used to read alternating currents for a while. The *model CG-100A* not only reads AC, it reads DC and composite alternating and direct currents (you can read the direct current in a wire and the AC ripple too, separately). This compact device can be operated with one hand, and is powered by four AA cells located in the handle. The readout can be made on any accurate digital AC or DC voltmeter.

Using the *model CG-100A* is very simple.

The gun is connected to a standard multimeter by a four-foot dual cable with a dual banana plug on each end. The meter is set for 0-1 volt, or 0-2 volts. Selecting AC or DC operation is easy. To read DC set the meter to DC volts; for AC, set it to AC volts. Press the thumbwheel ON switch on top of the handle of the *model CG-100A* and the gun is adjusted for a zero reading. Release the switch, open the jaws, hook the conductor in them and close the jaws. Now, pressing the ON switch reads out the current on the meter. If one-handed operation is needed, you can lock the switch on by sliding the LOCK button under the handle.

The current gun has two ranges—0-10A, and 0-100A. Both of these ranges has a 1.0 volt output, with a 100% overrange capability. This instrument is ideal for use with DVM's, most of which are calibrated in this way. You select the desired range by using a slide switch on top of the handle. All you do is mentally move the decimal point on the readout one place to the right; for example, a reading of 1.0 volt is 10.0 A, and so on.

continued on page 26

Double your capability.

The VIZ Supplysts™ Power supplies with built-in circuit testing capability.

Only the VIZ Supplysts let you power equipment and circuits *and* test dc voltage points, all with the same instrument.

The Supplysts speed your work, help cut down bench clutter, and free VOMs for other jobs. And even with their extra testing capability, they cost less than most quality fully-regulated power supplies.



VIZ
7108



Single 0-50Vdc, 0-2A supply
with two 0-99.9V DC voltmeters
WP-705 \$240.00



Single 0-25Vdc, 0-4A supply
with two 0-99.9V DC voltmeters
WP-706 \$240.00



Dual Supplyst
Two 0-25Vdc, 0-2A supplies
with two 0-99.9V DC voltmeters
WP-707 \$299.00



Triple Supplyst
Two 0-20Vdc, 0-2A supplies
One 5Vdc (to 4A) fixed-output supply
with two 0-99.9V DC voltmeters
WP-708 \$333.00



The Circuit Tester line
Accuracy and stability assured

VIZ

VIZ Test Instruments Group 335 E. Price St. Philadelphia, PA 19144

CIRCLE 65 ON FREE INFORMATION CARD

"carbonless" SALES SLIP and Portable Register

Speeds sales handling — provides clean, clear copies without carbons to insert, position or throw away.

Simplifies your paperwork — this one form serves as: Sales Slip, Charge Slip, Cash Receipt, Invoice, Service Order, etc.

Saves steps — have Portable Registers in several locations, on counter, by phone, in truck, etc. Cuts down customer waiting time.

Helps you collect your money — Promissory Note printed on back of all copies. Have doubtful accounts sign.



PORTABLE REGISTER

Compact, lightweight, easy-to-operate. Holds up to 75 "carbonless" Register Forms in duplicate or triplicate. Durable, virtually unbreakable... made of silver-gray, high-impact Cyclocac® plastic. Used copies can be stored in back of register.

#925 — For 5½"X8½" "carbonless" Register Forms. Each..... \$7.95

SERIES 610 SALES SLIP REGISTER FORM — Size 5½"X8½". Designed for use in NEBS Registers #925 and #927 or other Portable Registers for 5½"X8½" forms with two, ⅜" dia. round holes, 2¼" center-to-center. Duplicate sets have white original; canary copy. Triplicate sets have white, canary and pink. Prices include your heading printed in blue ink and consecutive numbering (please specify).

DUPLICATE 610-2		TRIPLICATE 610-3	
20,000	\$230.00	20,000	\$365.00
10,000	139.00	10,000	225.00
6,000	98.00	6,000	149.00
4,000	77.50	4,000	108.00
2,000	42.50	2,000	59.50
1,000	24.95	1,000	34.95
500	15.95	500	21.50
250	10.95	250	14.50

Prices for forms do not include Portable Register.

Save time and money with this 4 in 1 INVOICE-REPAIR TAG

1 PERMANENT OFFICE RECORD — A carbon copy of all entries on customer invoice... saves recopying.

2 CLAIM CHECK — Printed with your heading and numbered consecutively.

3 COMPLETE JOB RECORD — Tag remains tied to article — space to list parts and labor.

4 CUSTOMER INVOICE — Printed with your heading and numbered consecutively.


Provides quick, easy identification of work left for service — all parts consecutively numbered.

Tags are pre-strung with extra long looped string — permits fast, secure attachment to merchandise.

Saves money — this one form serves as: Service Order, Claim Check, Identification Tag, Invoice, Job Record, Office Record.

MONEY-BACK GUARANTEE

If for any reason you are not satisfied, your money will be promptly refunded.



SINGLE TAG (#301-1) Heavy manila tag (no copies). **DUPLICATE TAG (#300-2)** White bond, heavy yellow tag. Carbons pasted in. **TRIPLICATE TAG (#303-3)** White & canary bond, heavy salmon tag. Carbons pasted in. All sizes 3½"X9" overall. Prices include: Firm name and address printed in red ink in two locations; consecutive numbering on all parts. (Note: Tags are pre-numbered, no specific starting numbers possible.)

QUANTITY	#301-1 SINGLE	#300-2 DUPLICATE	#303-3 TRIPLICATE
4,000	\$95.00	\$142.00	\$183.00
2,000	54.95	76.50	102.95
1,000	32.95	43.95	58.50
500	21.95	27.50	36.50



**FAST SERVICE BY MAIL
OR PHONE TOLL FREE 1 (800) 225-6380**

CODE 66229

Mass. residents
1 (800) 252-9226

DATE _____ 19 ____

QTY.	ITEM NUMBER & DESCRIPTION	PRICE	START CONSECUTIVE NUMBERING AT:
			<input type="checkbox"/> NO. 1001
			<input type="checkbox"/> NO. _____
			<input type="checkbox"/> DO NOT NUMBER

NAME AND ADDRESS TO BE PRINTED ON ITEMS (Please print or type)

STREET

CITY and STATE

ZIP CODE

PHONE

BILL AND SHIP TO (If different from above)

AUTHORIZED SIGNATURE

PHONE NUMBER



New England Business Service, Inc.
Townsend, Massachusetts 01470

The *model CG-100A* has a rated accuracy of $\pm 2\%$ of rated output. (A full set of performance characteristics, curves and calibration data can be obtained from Bell.) If ever needed, calibration requires only four adjustments, which are sealed under the metal decals on the gun handle. The *model CG-100A* has an AC frequency response to 1.0 kHz, which makes it useful for audio measurements such as in telephone systems, etc.

Battery life should be good, since the battery isn't on until you press the trigger, which draws only a small amount of current. The instruction book cites only one precaution: "Don't let the jaws snap shut. This may

the handle gloves. Also included is a note on the tip: a positive DC voltage reading means that the current in the conductor is flowing in the direction of the arrow.

This unit should be very handy for electrical measurement applications. Alternating current readings have been used for a good while. The DC readings would be useful in automotive electronics and electrical work, as well as in other fields. The gun's jaws can fit around any conductor up to $\frac{1}{4}$ -inch (19-mm) diameter; but must be fully closed for best results. For maximum accuracy in reading currents in small conductors, the gun should be centered in the hole; however, the maximum error introduced by off-centering is very small.

The *model CG-100A* is \$169.

R-E



CIRCLE 111 ON FREE INFORMATION CARD

DIGITAL TECHNIQUES ARE SHOWING UP IN CONSUMER products more frequently than ever before, especially in entertainment devices. Electronic games that only a few years ago were considered fiction today are a reality. An example of this is *CompuChess* (Data Cash Systems, Inc., Box 65, Largo, FL 33540) an electronic digital chess game packed with features and versatility.

The unit is housed in a wood-grain enclosure that measures $4\frac{1}{2}$ W \times $7\frac{1}{2}$ D \times $1\frac{1}{2}$ inches H with power supplied via a calculator-type line-plug/transformer combination. The metallic front panel contains a 4-digit 7-segment LED display, two slide switches (a power ON/OFF switch and a RESET/RUN switch) and a 16-key touchpad.

CompuChess does not display nor is it supplied with a chessboard. The location of the pieces are displayed via a coordinate system, which is obtained by labeling the columns of a standard board A through H and labeling the rows 1 through 8. For easy coordinate reference, *CompuChess* is supplied with a set of self-sticking decals with the coordinates of each square of the chessboard. Simply cut out each coordinate with a razor blade and attach it to the appropriate square of your chessboard.

CompuChess can play at any one of six levels. Level 1 is classified as an elementary level with an instant response to a move. Level 2 is for the practiced beginner, with *CompuChess* responding to a move within 15-20 seconds after entering it. Level 3 is for an average player and has a 20-second to 15-minute response time. Level 4 also has a 20-second to 15-minute response time and is intended for an above-average player. Level 5 has an 18-hour response time, and level 6 has up to a 2-day response time. According to the owner's manual, levels 5 and 6 are intended to solve mate-in-two problems. The think times are long because the algorithm is a brute-force all-possible combination calculation of black's move, white's response, black's response, white's response, black's response on level 5 and an additional white's response on level 6. The response times for levels 5 and 6, however, apparently only apply to solving mate-in-two problems. For a populated board, as is the case for standard mid-game play, the response times are much, much longer.

To play a game, first turn *CompuChess* on and then reset it by placing the reset switch first in the RESET position and then in the RUN position. The unit responds by displaying an L.

continued on page 32

Energy Savers

No doubt about it. Good tools make the job easier. They save time. Best of all, they save energy (yours). How can you be sure you're getting a good tool? Look at the name. A name that says, here's a tool drop forged of highest grade steel. Precision machined. Properly heat treated. Beautifully finished. A name that says, here's quality in every detail (at no premium in price). CHANNELLOCK. Be sure that name is on the handle.

CHANNELLOCK, INC. • Meadville, Pennsylvania 16335

CHAN NEL LOCK

Meet The Rest Of The Family. Send For Free Catalog.

CIRCLE 17 ON FREE INFORMATION CARD

**ANNOUNCING
... A New
CREI Program:
Minicomputer &
Microprocessor
Technology
Including A
Microprocessor
Laboratory**

**Now you can learn at home
the new technology that is
revolutionizing electronics**

The microprocessor has ushered in the age of microtechnology and electronics will never again be the same. The microprocessor has made possible the placing of an entire computer on a silicon chip one quarter inch square. The microprocessor "miracle chip" is in the process of changing the world. Soon all technical personnel in electronics will have to understand and work with the microprocessor. It is invading virtually every area of electronics. And it is profoundly affecting your electronics career.

**Brand New
Program**

CREI has a brand new program to help you learn how to work effectively with this revolutionary electronics development. CREI's new program in Minicomputer and Microprocessor Technology is designed to prepare you for this field by giving you the education and practical experience you need.

The program provides solid preparation in electronics engineering technology with a specialization in minicomputers and microprocessors. In addition, it includes a microprocessor laboratory which features a fully programmable microcomputer which utilizes the Motorola 6802 microprocessor chip. This is an extremely important element of your program.

**Programming
Essential**

As you may well know, you must learn how to *program* the microprocessor in order to design, service or troubleshoot microprocessor electronic systems. There is only one effective way to learn this all-important skill of programming, and that is by actually *doing it*. CREI's new program gives you this opportunity as you work with the exciting microprocessor laboratory.

**Programming
Is Easy**

With CREI's new program, learning the skill of programming is simple. Within a few hours you'll be programming the microprocessor and in a short time you'll learn how to program it in three languages: BASIC, assembly and machine languages. In addition, you will learn how to interface the microprocessor with other systems and to test and debug specialized programs.

Preparation at Home

Wide Choice of Programs

Please note, however, that CREI's new program is only one of 16 state-of-the-art programs in advanced electronic technology offered by CREI. So even if you choose not to specialize in microprocessor technology, CREI has an advanced electronics program to meet your needs.

With CREI, you may choose from any of the following areas of specialization in advanced electronics:

- Microprocessor Technology
- Computer Engineering
- Communications Engineering
- Digital Communications
- Electronic Systems
- Automatic Controls
- Industrial Electronics
- Television Engineering
- Microwave Engineering
- Cable Television
- Radar and Sonar
- Nuclear Instrumentation
- Satellite Communications
- Aeronautical and Navigational
- Solid State Theory
- Nuclear Engineering

Unique Lab Program

An exclusive option available with CREI programs in electronic engineering technology is CREI's unique Electronic Design Laboratory program. It gives you actual experience in designing practical electronic circuits. It also helps you to understand the theories of advanced electronics and gives you extensive experience in such areas as tests and measurements, breadboarding, prototype construction, circuit operation and behavior, characteristics of electronics components and how to apply integrated circuits. Only CREI offers this unique Lab Program.

Practical Engineering

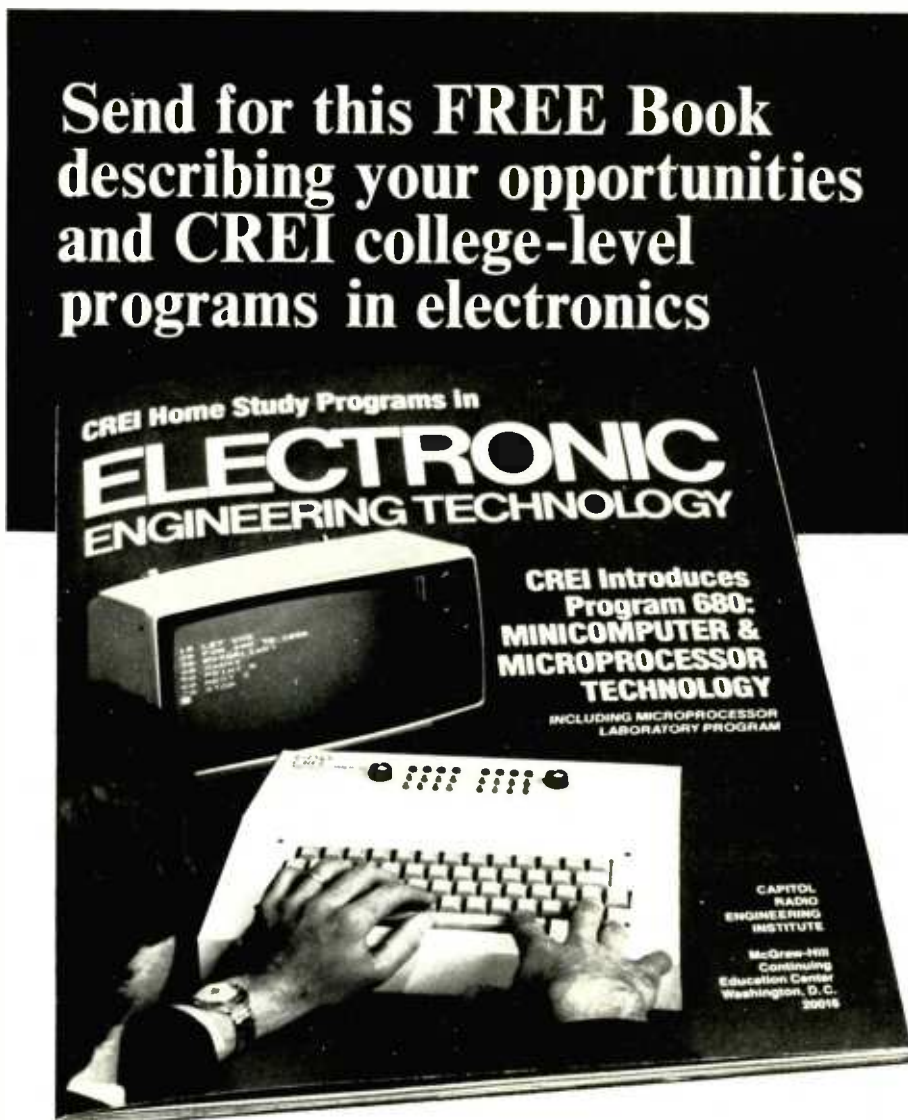
CREI programs give you a practical engineering knowledge of electronics. That is, each part of your training is planned for your "use on the job." By using your training, you reinforce the learning process. And by demonstrating your increased knowledge to your employer, you may qualify for faster career advancement.

Free Book

There isn't room here to give you all of the facts about career opportunities in advanced electronics and how CREI prepares you for them. So we invite you to send for our free catalog. This fully illustrated, 56 page book describes in detail the programs, equipment and services of CREI.

Qualifications

You may be eligible to take a CREI college-level program in electronics if you are a high school graduate (or the true equivalent) and have previous training or experience in electronics. Program arrangements are available depending upon whether you have extensive or minimum experience in electronics.



Mail card or write describing qualifications to

CREI **CAPITOL
RADIO
ENGINEERING
INSTITUTE**

McGraw-Hill Continuing Education Center
3939 Wisconsin Avenue Northwest
Washington, D.C. 20016

Accredited Member National Home Study Council

GI Bill

CREI programs are approved for training of veterans and servicemen under the G.I. Bill.




Now you must select a level of play by depressing one of the keys numbered 1 through 6. *CompuChess* now responds by displaying BP. Depress the key labeled A for a beginning game with *CompuChess* playing black. The display will now show a series of flashing dots. Enter your opening move by entering the letter-number coordinates of the piece to be moved and the letter-number coordinates of its destination. So, a move is made by entering a letter-number-letter-number combination. The move is confirmed on the display as it is entered. Now depress the key labeled PLAY to instruct *CompuChess* to make a move. The time it takes *CompuChess* to respond to a move depends on the level of play. While a move is being calculated, the level of play is flashed in the display.

Every key on the 16-key touchpad is a two-function key. Eight keys are labeled A through H, and eight keys are labeled 1 through 8 to correspond to the coordinate system. Each key is also labeled with its secondary function. The secondary functions for eight of the keys are a two-letter abbreviation corresponding to the eight chess pieces. For example, WK stands for white king and BK stands for the black knight. The secondary function of the four remaining keys are PLAY, which commands *CompuChess* to make a move; MD, which instructs *CompuChess* to wait for more data or command inputs from the keyboard; EP, which enables you to place any piece anywhere on the keyboard; and FP, which enables you to display the location of all the pieces on the board.

Put Professional Knowledge and a COLLEGE DEGREE in your Electronics Career through

HOME STUDY




Earn Your DEGREE

by correspondence, while continuing your present job. No commuting to class. Study at your own pace. Learn from complete and explicit lesson materials, with additional assistance from our home-study instructors. Advance as fast as you wish, but take all the time you need to master each topic. Profit from, and enjoy, the advantages of directed but self-paced home study.

The Grantham electronics degree program begins with basics, leads first to the A.S.E.T. degree, and then to the B.S.E.T. degree. Our free bulletin gives complete details of the program itself, the degrees awarded, the requirements for each degree, and how to enroll. Write for *Bulletin R-79*.

Grantham College of Engineering
2000 Stoner Avenue
P. O. Box 25992
Los Angeles, CA 90025

Worldwide Career Training thru Home Study
CIRCLE 8 ON FREE INFORMATION CARD



SNAP.

Build. Rebuild. Stack. Rack. Solderless breadboarding is all so easy with A P Super-Strips.

Build a circuit almost as fast as you dream it up. Pull it apart and do another—everything's as good as new. Any solid hookup wire up to #20 plugs right in to connect DIPs, discretes and other compon-

entry. Our Super-Strip solderless breadboards give you 840 solderless plug-in tie points—both 5-point terminal and distribution capability—enough capacity to build circuits with as many as nine 14-pin DIPs. And the price is right. Nearest dealer? We'll tell you. Phone (toll-free) 800-321-9668 right now. And ask for our complete A P catalog, The Faster and Easier Book.



**A P PRODUCTS
INCORPORATED**
Box 1108 • 72 Corwin Drive
Painesville, Ohio 44077
Tel. 216/354-2101
TWX: 810-425-2250

Faster and Easier is what we're all about.

CIRCLE 39 ON FREE INFORMATION CARD

For example, to confirm that the location of the pieces on your chessboard corresponds to the location of the pieces within *CompuChess's* memory, depress FP. Then, to locate the position of, let's say, the white king, depress the key labeled WK. The position of the white king will then be displayed. You can do this for every piece on the keyboard.

You can also start with any board position you'd like. After resetting and entering the level of play, *CompuChess* responds by displaying BP. Entering A starts a new game with *CompuChess* playing black. You can also enter B, which blanks the entire board.


By using the EP key, you can locate pieces wherever you'd like on the board and then confirm the location of all the pieces using the FP key. You can force *CompuChess* to make the first move by depressing PLAY, or you can enter a move by depressing the MD key, enter a move and then depress PLAY.

You can also change the level of play in the middle of a game. First reset *CompuChess* (never reset while it's calculating a move) and then enter the new level of play. When *CompuChess* responds by displaying BP, enter C. This instructs *CompuChess* to continue the game presently in progress (resetting the *CompuChess* does not change the position of the pieces within its memory). You can now make a move by depressing MD or force *CompuChess* to calculate a move by depressing PLAY.

In the standard game, *CompuChess* plays black. You can make *CompuChess* play white. After selecting the level of play and entering an A in response to the BP display, interchange

continued on page 68

You have your own calculator. Why not a DMM?



Finally, a digital multimeter that's yours, just like your pocket calculator, and more useful. Only \$169*.

You pack only 13 ozs. in your pocket or service kit, but size is deceptive. The 8020A has more useful features than any other multimeter available—at any price! Features like 26 ranges and seven functions, including *conductance*. 2000-count resolution. Hi/lo power ohms.

And it's rugged. The high-impact case protects a minimum number of component parts (47 in all), and they're all readily available from any of the worldwide Fluke service centers. Your 8020A is factory calibrated by NBS traceable equipment. And we guaran-

tee it'll live up to published specs for a full year.

The 8020A is a true field instrument, designed with a highly readable LCD display, and inexpensive 9V transistor battery power for continuous use up to 200 hours. Reliability, quality and value: *that's* Fluke tradition.

To get your hands on one, call (800) 426-0361, toll free. Give us your charge-card number and we'll ship an 8020A the same day. Or, we'll tell you the location of the closest Fluke office or distributor (where you can save by buying a ten-pack of 8020As for only \$1521*).

*U.S. price only.

The DMM for Home Electronics Experts.



2507-7104

CIRCLE 66 ON FREE INFORMATION CARD



NATCAM
catalog
Shopping center for small and precision tools

A fine selection of small tools, measuring instruments, hard-to-find items for shop, home and lab. Convenient one-stop shopping for technicians, engineers, craftsmen, hobbyists. Major credit cards accepted, satisfaction assured. Get your NATCAM catalog today.

National Camera, Inc.
2000 West Union Ave., Dept. GBF
Englewood CO 80110 USA

CIRCLE 10 ON FREE INFORMATION CARD



**Model
3010
\$175**

**Model
3020
\$325**

Generate virtually any wave shape with famous **B&K-PRECISION** cost-effectiveness!

The new B&K-PRECISION Model 3020 sweep/function generator is the most versatile signal source ever offered by B&K-PRECISION. This one instrument can actually replace a function generator, sweep generator, pulse generator and tone-burst generator. Frequency coverage spans 0.02Hz to 2MHz in seven ranges, with each range providing linear 1000:1 frequency control.

A low-distortion, high-accuracy signal source, the 3020 has the versatility to generate almost any waveform. Examples include sine waves, square waves, TTL square waves, tone-burst, pulses and ramps. All waveform types can be inverted. Internal linear and log sweep capability is also featured. Both modulation and carrier levels can be varied so even a double sideband suppressed carrier test signal can be generated.

For those applications requiring standard function generator signals only, B&K-PRECISION also offers the Model

3010 low distortion function generator. The 3010 generates sine, square, TTL square and triangle waveforms from 0.1Hz to 1MHz in six ranges. An external VCO input is provided for sweep frequency tests. Variable DC offset is also featured for engineering applications. Modestly priced, the 3010 is a stand-out value.

Like other B&K-PRECISION products, the 3020 and 3010 are available for immediate delivery at your local distributor. A ten day free trial is available at many locations.

For additional information and complete specifications, write:


B&K PRECISION DYNASCAN CORPORATION
 6460 W. Cortland Street • Chicago, IL 60635 • 312/889-9087

In Canada: Atlas Electronics Ontario International Sales: Empire Exporters, Inc. 270 Newtown Road, Plainville, L.I., N.Y. 11803

CIRCLE 59 ON FREE INFORMATION CARD

www.americanradiohistory.com

Audio Test Station



A host of precision instruments are required by anyone wanting to put high-quality audio equipment through its paces. This test station has everything you'll need. You can build it from a kit.

RAY DAVISON

THIS IS THE FIRST IN A SERIES OF ARTICLES describing the operation, design and construction of Fidelity Sound's *model 101* Audio Test System. This first article presents the functions that are available and gives detailed information on the power supplies. Subsequent articles will cover the other major circuit blocks. A kit of all components is being offered.

The unit consists of a power supply, two sine/square/triangle function generators, pulse generator, frequency counter and AC voltmeter. In its simplest form it can be thought of as several pieces of independent test equipment in a common cabinet. They are all basically familiar test equipment and can be used in the normal manner. In addition, when the various sections are properly connected to each other and to an X-Y plotter or scope, the system will generate a frequency-response plot.

The controls and the Audio Test System are grouped within solid black lines on the front panel as can be seen in Fig. 1. Each of the areas should be thought of as a separate piece of equipment with the capability of being internally connected. Each section has its own power switch. Figure 2 is a block diagram that shows

the various circuits and their interrelationships.

Basic to audio testing is a three-decade, three-function generator. This is contained in the area labeled Audio Sweep Generator. This basic generator has three controls besides the power switch: Slide pots for frequency and amplitude and a toggle switch to select one of the three available waveforms. The amplifier output impedance is less than one ohm and it will supply 15 volts peak-to-peak into 500 ohms or 10 volts peak-to-peak into 8 ohms. By having the output impedance very low the user can add resistance either internally or externally where necessary to match a particular application. The other three toggle switches in the sweep generator section are used to interface to the timebase section that will be discussed next.

The next step of sophistication beyond a basic function generator is generally a sweep generator. This requires some type of second oscillator to generate a sweep signal for the primary generator. Often the secondary oscillator is a simple fixed or possibly selectable frequency ramp generator.

In the case of the *model 101* we decid-

ed to give you wide latitude in the choice of both sweep and return times. The basic waveform of the timebase is a triangle. The two slide pots (R1 and R2) on the left side of the timebase section control the leading and trailing sides of that triangle independently. A switch (S4) deactivates one of the pots and allows the remaining one to control the frequency of a symmetrical triangular waveform. Use of the two frequency control pots allows the leading or trailing side to be up to 100 times as long as the other side. Rotary switch S3 steps the frequency range. In the slowest setting, with the slide pots at their minimum, the timebase will produce a triangular waveform of three minutes on each ramp. This would be used for maximum resolution for such things as plotting standing waves in an auditorium on an X-Y recorder.

Slide pot R3 is the amplitude adjustment and R4 is a ± 5 -volt DC offset. Below the DC offset pot there are two toggle switches. The one to the left (S5) selects one of the three waveforms. The timebase is capable of providing the three basic waveforms and hence, rather than merely a secondary oscillator to sweep the audio generator, it is a complete second

function generator. The separate leading and trailing edge frequency controls allow it to produce nonsymmetrical waveforms. Combining the frequency, amplitude and DC offset controls will provide wide latitude in generating a pulse train.

Toggle switch S8 inverts the output, while S9 provides for manual setup of the timebase/sweep generator system.

The triangle output from the timebase generator (independent of the setting of the output waveform switch) sweeps the audio generator through the LOG/LINEAR sweep select switch (S12) of the sweep generator section when SWEEP/MANUAL switch S9 in the timebase section is set on SWEEP. When this switch is set to MANUAL the DC offset pot replaces the triangle timebase generator. This allows the timebase signal, which would drive the X-axis of a plotter and simultaneously sweep the audio generator, to be manually moved to any point and stopped. While the timebase signal is stopped, the audio generator frequency can be read off the counter. This mode provides for setting of the sweep end points and calibrating the chart paper.

The sweep frequency end points are set by multiturn trimmers with a screw driver through the four small holes to the left of R6, the sweep generator manual frequency slide pot.

The timebase also triggers the blank-




FIG. 1 THE MODEL 101 AUDIO-PLUS SYSTEM consolidates several audio test instruments.

ing mode of the audio sweep generator. In the blanking mode when the timebase is on the negative-going side of the ramp, the audio oscillator is turned off. Also, the holding capacitors in the AC to DC converters of the voltmeter are discharged. This results in a zero reference line during retrace. The purpose of this

will be more apparent when the unit is discussed as a system.

With the sweep generator SWEEP/MANUAL switch S9 set to MANUAL and blanking mode activated, the sweep generator functions as a tone-burst generator. The left-hand timebase frequency select pot controls the on-time of the

Radio-Electronics

WITH MORE AND MORE AUDIO SERVICE centers, dealers and design laboratories making repetitive and comprehensive measurements of audio equipment (including everything from preamplifiers to loudspeakers and tape decks), their goal is to make such measurements as quickly as possible, with as few pieces of test equipment as practical. For this reason, The Fidelity Sound model 101, shown in Fig. 1, combines various signals and test




FIG. 1

functions into a single, compact instrument. It won't tell you everything you ever wanted to know about a piece of audio equipment but, when combined with a decent oscilloscope and/or an X-Y plotter, it produces some very excellent response measurements of virtually any

kind of audio gear where frequency response is important. Its many signal outputs, built-in frequency counter and built-in audio voltmeter can prove useful in making a variety of other tests besides frequency response.

The model 101 consists of two sine/square/triangle-wave function generators, a pulse generator, a frequency counter and an AC voltmeter. In its simplest form, the unit can be thought of as several pieces of independent equipment in a compact cabinet. In addition, when these various sections are properly interconnected (many of these interconnections are internal, thanks to the front-panel switching arrangements) and if an X-Y plotter or scope is used, the system generates a frequency-response plot. When the unit is combined with an efficient speaker, a quality microphone and a hard-copy plotter, it will produce a written record of room acoustic analysis including standing waves, which, because of their low spectral energy, are often missed by other types of sweep analysis.

There are several applications for which the unit is *not* suitable. For example, its sinewave output is too high in distortion to be used to check preamplifier or power amplifier distortion, al-

though the amplitude response of the sweep generator, used in either its manual or sweep mode, is certainly flat enough for meaningful frequency-response measurements.

The frequency-counter section, shown in Fig. 2, is a useful addition. The counter



FIG. 2

reads the repetition rate of whatever signal is selected from the sweep-signal generator section. It would have been more useful if the counter could also read externally connected signal frequencies.

The functions and controls of the different sections are described in the article dealing with the construction of the model 101. Our purpose here was to check out

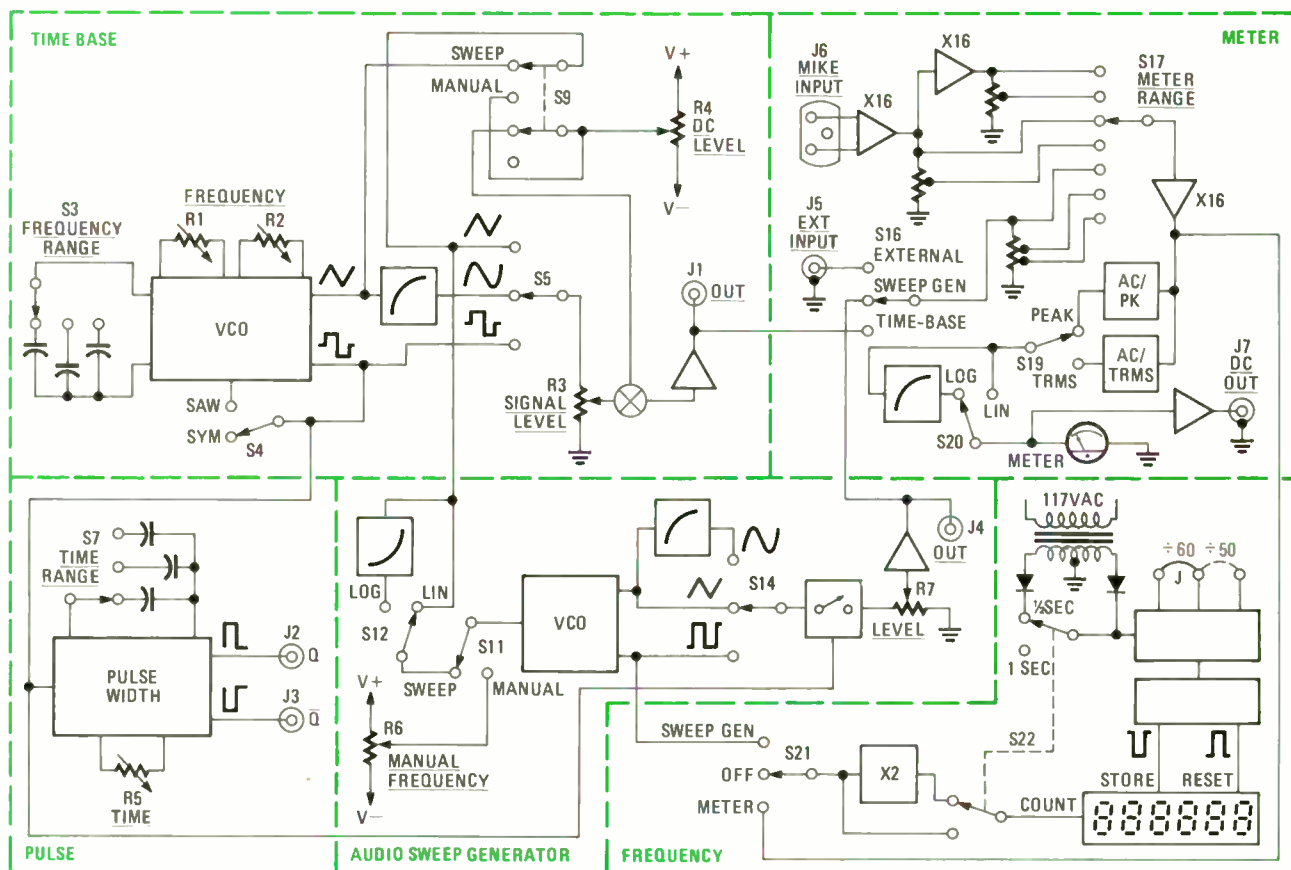


FIG. 2—BLOCK DIAGRAM shows inter-relationship of the different instrument sections. Use it along with Fig. 1 to follow text description of the system's operation.

Tests It

LEN FELDMAN
CONTRIBUTING HI-FI EDITOR

the various specifications of the instrument and to examine some of the output waveforms it is able to deliver. Table 1 summarizes the manufacturer's specifications claims as well as our own measurements and results. In general, most of the published specifications were either met or exceeded. One notable exception was the total harmonic distortion of the




FIG. 3

sweep-generator sinewave output. This THD measured 1.8% for a 1-kHz output signal, as opposed to the 1.0% claimed by the manufacturer.

Output signal waveforms

We photographed several types of

waveforms that can be taken from the various output terminals of the *model 101*. Figure 3 shows a sweep-frequency signal output, logarithmically swept from 20 Hz to 20 kHz. The center line seen from left to right is the retrace signal between successive sweeps and is, of course, adjustable as to duration. The total sweep time can be adjusted from its slowest speed of around 3½ minutes for a full sweep to about 4 seconds—the minimum time required to “get all the frequencies in” for at least one cycle of each.




FIG. 4

Figure 4 shows how a wide variety of tone bursts can be generated with the

combined use of the timebase generator and the audio sweep generator operated in its manual mode (under which conditions any frequency within the audio range can be selected and remains fixed).

Figure 5 shows positive- and negative-going sharp pulses. Besides being useful in and of themselves, these pulses are also timed to occur at the start of a timebase




FIG. 5

ramp generated by the timebase section. Since the ramp voltage generated by the timebase section also sweeps the frequencies generated by the sweep-generator section, these dual-polarity pulses provide a ready means for triggering a scope

burst and the right-hand pot controls the off-time. The blanking circuit is coordinated with the zero crossing of the sweep generator waveform; therefore, the tone burst produces only integral cycle waveforms, beginning and ending at zero.

To the left of the timebase section is a pulse output and pulse-width control. Each time the timebase begins its positive-going ramp the pulse section provides a single pulse. The width is controlled independent of timebase frequency by range switch S7 and slide pot R5. The outputs are complementary TTL.

An AC voltmeter is in the lower right-

hand corner of the unit. Rotary switch S17 under the meter is the range switch. The high-sensitivity ranges (-36 to -72 dB) apply only to the mike connector. Toggle switch S16 selects either the sweep or timebase function generators or the external BNC connector (J5) below it. The other three toggle switches provide fast or slow tracking rate (large or small damping), peak or true RMS, and linear or log scales.

A six-digit frequency counter is above the voltmeter. Toggle switch S21 is the power switch and also selects the signal to be counted. It will count either whatever

signal is selected by the voltmeter select switch, or it will count the audio generator internally. This latter selection allows stable counting of the audio generator when the signal coming from the system under test may be very distorted or of very low amplitude. The second toggle switch (S22) selects either a one-second or a one-half-second counter update. The counter is line-triggered and may be programmed for either 50 or 60 Hz.

Next month, we will present an in-depth discussion of the power supply and timebase circuits as well as the construction details for these two circuits. **R-E**

TABLE I
PERFORMANCE SPECIFICATIONS

	Manufacturer's Claim	R-E Measurement	Comments
TIMEBASE SECTION			
Timebase frequency range	0.002 Hz–800 kHz	Confirmed	
Vernier control of \pm ramp side	100 X	Confirmed	
Sinewave THD	Less than 1.5% at 1 kHz	0.9%	
Squarewave rise & falltime	0.5 μ s, 8 volts P-P	0.7 μ s	
Timebase amplitude	16 volts P-P	Confirmed	Includes DC offset
DC offset	\pm 5.0 volts	Confirmed	
PULSE SECTION			
Pulse-width total range	40 ns–4 seconds	Confirmed	In 10X steps
Pulse-width vernier	14 X per range	Confirmed	
SWEEP-GENERATOR SECTION			
Manual frequency range	20 Hz–20 kHz	18 Hz–20.2 kHz	
Sinewave THD	Less than 1.0%, 8 volts P-P	1.8%	At 1 kHz
Squarewave rise & falltime	0.5 μ s	0.7 μ s	0–90% at 8 volts P-P
Output level	16 volts P-P/500 ohms; 10 volts P-P/8 ohms	17.0 volts P-P, 500 ohms; 12 volts P-P/8 ohms	
AC VOLTMETER SECTION			
0-dB reference	8.0 volts P-P = 0 dB	Confirmed	
Internal or line-in range	+36 dB to –24 dB	Confirmed	In 12-dB steps
Microphone input range	–36 dB to –72 dB	Confirmed	In 12-dB steps
External input impedance	1 megohm	Confirmed	
Microphone input impedance	600 ohms	Confirmed	
Voltmeter output impedance	100 ohms	Confirmed	
Meter system response	20 Hz–100 kHz, +0, –¼ dB	18 Hz–110 kHz, \pm 0.25 dB	
FREQUENCY-COUNTER SECTION			
Sensitivity	10% of selected meter scale	Confirmed	
Reading update	0.5 or 1.0 seconds	Confirmed	Switch-selectable
GENERAL SPECIFICATIONS			
Dimensions	14 W \times 8 H \times 3-inches D	Confirmed	
Shipping weight, assembled	9 lbs.	Confirmed	
Price	\$650		

sweep or initiating the action of an X-Y plotter in sync with the frequency sweep to be plotted.




FIG. 6

Figure 6 shows a 20-kHz squarewave output. This particular squarewave was observed at the output terminal of the

timebase generator section, but equally steep squarewaves can be obtained at the sweep-generator output terminals.

Figures 7 and 8 are scope photos taken of the triangular and ramp-shaped waveforms at the output jack of the timebase generator section. A sinusoidal timebase

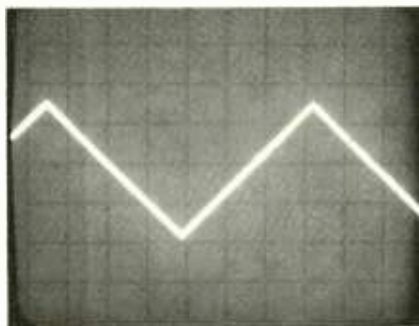


FIG. 7

is also available from this output terminal.



FIG. 8

Based on our tests and measurements, we conclude that the *model 101* Audio-Plus Test System would be a useful addition to anyone's audio test bench. **R-E**

600-MHz Portable Frequency Counter



Here's a frequency counter that's compact, battery powered, counts to 600 MHz and costs less than 17 cents per MHz

JIM COLBURN AND BILL OWEN*

CONTINUING ADVANCES IN LARGE-SCALE integrated-circuit (LSI) technology have made possible the development of low-cost, high-performance digital test equipment. The OPTO-7000 Frequency Counter requires only five integrated circuits to achieve its rather remarkable performance specifications that would have been impossible just a few years ago. An additional benefit of LSI IC's is apparent when you consider that this 7-digit, 600-MHz frequency counter requires only 200 mA of current (at 5V) making battery operation practical. In general the counter's low cost (about 15¢ per MHz), high performance, small size and minimal power consumption is a direct result of LSI integrated circuits incorporated into the design.

Figure 1 shows the counter's excellent sensitivity from 10 Hz to over 600 MHz, covering low-end audio through the UHF amateur and commercial communications bands. These bandwidth/sensitivity specifications compare with those found in state-of-the-art commercial test-bench instruments. A complete listing of the specifications appears in Table 1. The OPTO-7000 will provide you with what amounts to a sophisticated test-bench instrument that is rugged enough and small enough to be carried in a tool box and ready to go anywhere anytime.

How it works

The unit of frequency measurement is the hertz, which is equivalent to cycles-per-second. The basic digital frequency counter uses a pulse with a precisely generated width called a gate interval in conjunction with an electronic counter

that counts cycles of the input signal during the time period in which the gate is open. If the gate period is 1 second then the number displayed by the counter is cycles-per-second. If the gate period is 0.1 second then the displayed count is

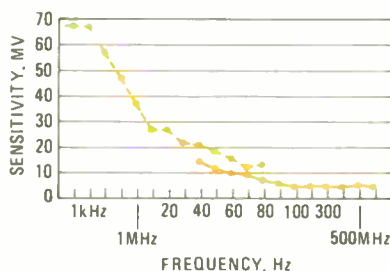



FIG. 1—PLOT OF COUNTER'S SENSITIVITY in the range of 10 Hz to 600 MHz demonstrates that this compact portable instrument compares favorably with some of the best bench-type instruments.



INTERIOR VIEW shows the component side of the frequency counter's main PC board.

corrected by multiplying by 10 (moving the decimal point one position to the right).

The counter—The OPTO-7000 block diagram is shown in Fig. 2. The gate and the decade counter are contained in the 7208 IC. The gate signal is generated by the 7207-A IC that divides the crystal oscillator frequency to obtain a square-wave with either a 2-second or 0.2-second period. Therefore, gate signal is low for either 1 second or 0.1 second. This opens the gate for the passage of the input signal to the counter. As the gate signal goes from low to high to close the gate, a store pulse—generated by the 7207-A—causes the contents of the counter to be transferred to the latch and then displayed. A reset pulse follows the store pulse to reset the counters to zero to be ready for the next negative gate interval.

Prescaler—The maximum signal frequency that the 7208 can handle is between 6 and 7 MHz. The input signal must be prescaled or divided to count higher frequencies. The 74196 IC generates a BCD output and we use the 2² bit to drive transistor inverter Q5 (see the Fig. 3 schematic) to obtain a 60–40 duty-cycle squarewave suitable for driving the 7208 counter.

In order to count frequencies as high as 600 MHz, the 11C90 UHF divide-by-10 prescaler is used so that input signals above 60 MHz are divided by 100 before reaching the 7208 counter. The decimal point is switched to the correct location by the gate-select switch.

Input amplifiers—Dual inputs and amplifiers are used for the 10-Hz and 60-MHz and 10–600-MHz ranges. Both inputs have back-to-back signal diode clamps for overvoltage protection.

*Product Engineers, Optoelectronics, Inc., Ft. Lauderdale, FL

The 1-megohm (60-MHz) input uses an FET/bipolar pair to provide a high input impedance and low output impedance along with a small amount of voltage gain. Resistor Rx is matched with the FET to set the voltage at IC2 pin 9 to 1/2 the supply (2.3 to 2.7 volts). The MC10116 is an ECL (Emitter-Coupled Logic) triple line receiver. The first two stages are connected as differential input/output amplifiers while the third stage has positive feedback to act as a Schmitt trigger to square up the waveform. Transistor Q4 (MPS6516) converts the ECL logic levels to TTL.

Several low-cost frequency counters on the market economize by having a lower than 1-megohm input impedance on their low-frequency (less than 60 MHz) range. The advantages of having a 1-megohm input impedance are well worth the additional parts cost. The counter's input impedance is seen as a load by the circuit being measured. An oscillator may shift frequency or stop when loaded by only a few thousand ohms. Oscilloscope accessories such as 10:1 probes and terminators can be used because most scopes have 1-megohm inputs. This counter's input impedance can always be lowered to match a different source impedance by using a terminator or adding a shunt impedance; but it is not as easily increased.

The 11C90 prescaler has good sensitivity (typically less than 200 mV) without preamplification. However, we decided that the OPTO-7000 should have at least one stage of preamplification in order to meet a wider range of applications. A 2N2857 NPN RF amplifier is used in a common-base configuration to provide voltage gain all the way to 600 MHz. The PC layout is critical at high frequencies and good soldering techniques are impor-

tant. The ceramic disc capacitors used should have low self-inductance such as the Sprague 5GA series. Component leads must be kept as short as possible to prevent attenuation due to lead inductance.

If you don't expect to be counting frequencies above say 450 MHz, then additional sensitivity and significant power savings can be made possible by lowering the supply voltage to the 11C90.

Resistor R6 can be increased until the counter will count 450 MHz but no higher. The 11C90 will operate with as little as 3.5 volts and the only sacrifice is bandwidth.

At very high frequencies, a high input impedance cannot be maintained. The internal shunt capacitance in coax input cables at high frequencies reduces the input impedance. A nominal 50-ohm input impedance is therefore used on the

TABLE I
FREQUENCY COUNTER SPECIFICATIONS

Frequency Range: (Switch Selectable)	10 Hz to 60 MHz (65 MHz Typical) 10 MHz to 600 MHz (700 MHz Typical) Guaranteed
Input Impedance:	1 meg shunted by 20 pf (60 MHz input) 50 ohm (600 MHz input)
Input Protection:	1 meg/60 MHz input—100V up to 10 MHz 50V up to 60 MHz 50 ohm/600 MHz input—2V max.
Gate Times: (Switch Selectable)	100 millisecond 1 second
Resolution:	1 Hz (10 Hz to 6 MHz) with direct-counting option 10 Hz (10 Hz to 60 MHz) 100 Hz (10 MHz to 600 MHz)
Sensitivity:	10 MV to 60 MHz 25 MV to 150 MHz 50 MV @ 450 MHz typ. <75 MV Guaranteed
Timebase:	Quartz Crystal, 5.24288 MHz, TCXO, first order linear compensation
Counter Accuracy:	± 1 count, temperature stability and aging
Temp. Stability:	.08PPM/C° (< ± 1 PPM 20° to 40°C, Typ.)
Aging:	< PPM/year
Display:	7, .4" Red LED Digits
Decimal Point:	Auto Placement
Power Requirement:	1.5 Watts 7.5-15V AC/DC @ <250 MA
Batteries:	4—AA NiCad, Constant Current Charger
Size:	1 3/4 H X 4 1/4 W X 5 1/4-Inches D
Weight:	14 oz. (17 oz. with batteries & charger)

PARTS LIST

Resistors 1/4 watt, 5% unless otherwise noted

R1, R20—47 ohms
R2—100 ohms
R3—470 ohms
R4—680 ohms
R5, R11, R19—150 ohms
R6—15 ohms
R7—100,000 ohms
R8—1 megohm
Rx—Especially selected value between 100 and 500 ohms. See text.

R10—270 ohms
R12, R14—R17, R25—510 ohms
R13, R18, R23, R26—1000 ohms
R21—10 megohms, 1/2 watt
R22—2200 ohms
R24—330 ohms
R27—R36—10 ohms

Capacitors

C1—2200 µF, 16 volts, electrolytic
C2—C4, C7, C10, C15, C18—.001 µF disc
C5—47 to 150 pF
C6—470 pF disc
C8—100 pF silver mica
C9, C16, C17—47 µF, 10 volts, electrolytic
C11—29 µF, 10 volts, tantalum

C12—33 pF disc
C13—20 or 22 pF
C14—2-30 pF, ceramic trimmer
Semiconductors
D1—D4—1N4002
D5—D14—1N914
IC1—11C90 UHF prescaler (Fairchild)
IC2—MC10116 ECL triple line receiver
IC3—74196 decade counter
IC4—7207 crystal oscillator controller
IC5—7208 7-decade counter-display driver

IC6—7805 voltage regulator
Q1—2N2857
Q2—E304 N-channel JFET

Q3, Q4—MPS6516
Q5—2N7369

Miscellaneous

L1—3.9 µH RF choke
L2—82 µH RF choke
XTAL1—5.24288-MHz quartz crystal
DIS1—DIS7—FND 357/356 7-segment LED displays
J1, J2—panel-mount BNC connectors
J3—3-circuit miniature phone jack
S1—S3—DPDT miniature slide switches
PC boards, IC sockets, cabinet components, assorted hardware.

Note: The OPTO-7000 frequency counter is available as a kit for \$99.95 or assembled for \$139.95 from Optoelectronics, Inc., 5821 NE 14 Ave., Ft. Lauderdale, FL 33334. A kit, No. 7000-PCB, containing the two circuit boards is available for \$14.95.

Accessories available for the OPTO-7000 in both the kit and assembled versions: Power pack for 117 VAC line operation, model AC-70, \$4.95. Rechargeable battery pack for internal installation; includes NiCad cells, holder, constant-current charger and mounting hardware, model NiCad-70, \$19.95. Optional switch for 1-Hz resolution to 6 MHz, model S-4, \$4.95. Optional precision crystal oscillator, model TCXO-70 ±0.1 PPM from 17 to 40°C, precalibrated, \$79.95.

Add 5% to all orders to cover shipping, handling and insurance. Florida residents add state and local taxes as applicable.

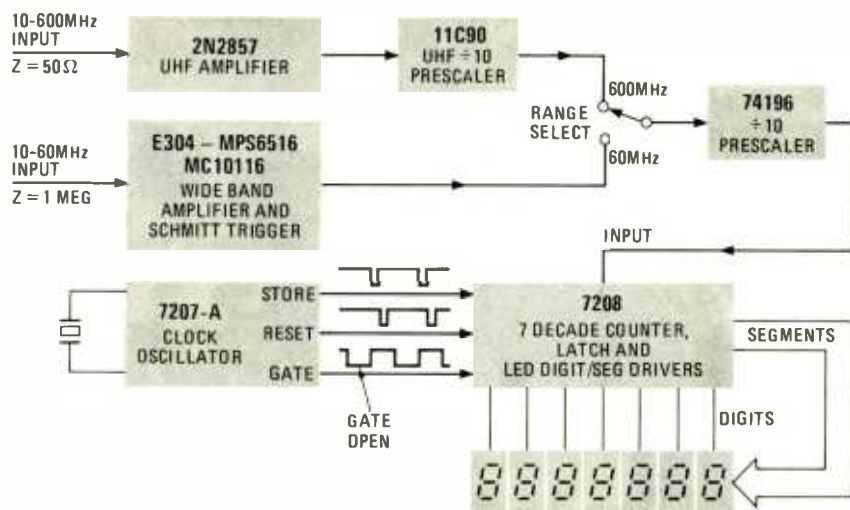


FIG. 2—BLOCK DIAGRAM of the OPTO-7000 counter. Note the signal conditioning circuits ahead of the prescaler.

600-MHz input.

Timebase—A frequency counter's accuracy is a function of its timebase stability. The quality of the quartz crystal used is of paramount importance. The inexpensive and readily available color-burst TV crystal (3.59545 MHz) was found unsuitable as a counter timebase. Color-burst crystals are manufactured to loose specifications (in a TV set they are phase-locked to the network signal). While suitable color-burst crystals can be hand-picked from batches they still have what crystal manufacturers refer to as "glitches." When temperature-cycled they behave erratically and depart from a smooth temperature/frequency curve.

The 7207A timebase generator is designed to use a 5.24288-MHz crystal. This frequency falls within the inherently stable 4-10-MHz range for quartz crystals. The crystal used in the OPTO-7000 counter is guaranteed to meet or exceed 5-

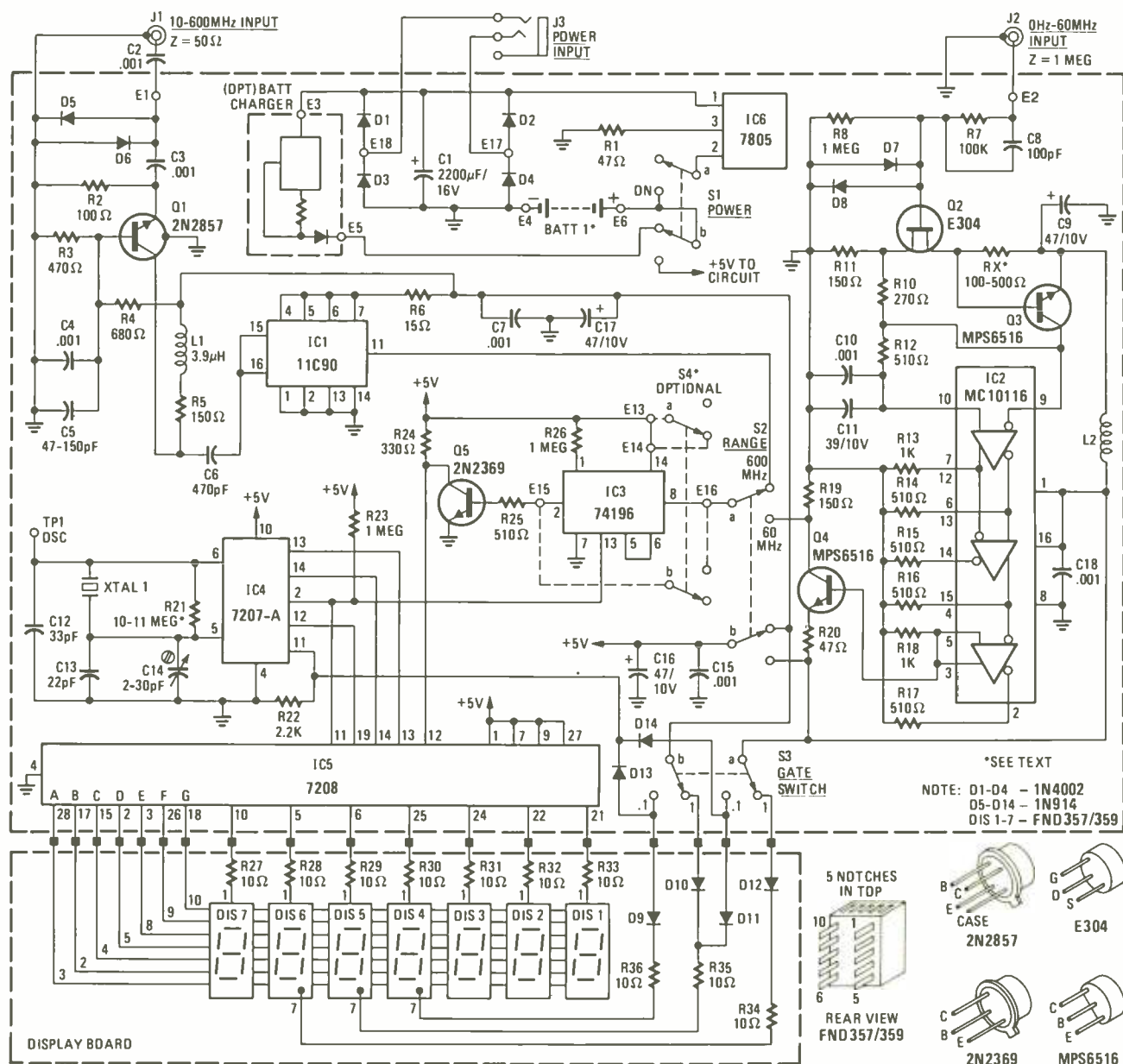



FIG. 3—SCHEMATIC DIAGRAM OF THE OPTO-7000 indicates its simplicity. The sensitivity and bandwidth are due partly to the careful design of the PC board.

ppm stability from 20° to 60°C. Industry specs for the color-burst crystal is 30 ppm from 20° to 60°C. Over the more realistic range of 20° to 40°C, the typical stability of the OPTO-7000's crystal is on the order of 1 ppm and 0.5 ppm close to room temperature. The oscillator uses first-order linear temperature compensation to improve temperature stability over the crystal specs. Each crystal's temperature frequency curve is plotted and a pair of temperature compensating capacitors are selected to provide compensation. Good long-term stability is achieved by pre-aging the crystal. The 7207A in conjunction with the crystal generates all clock signals as well as the display multiplex frequency.

Assembly details

As in any valuable project, each design phase must enhance the other. Especially in sensitive electronic equipment where a good, solid circuit design could either be complemented or destroyed by its physical layout. The mechanical design of this frequency counter has many features that are the result of user considerations.

As a note, the specifications shown in Table 1 are typical for the frequency counter shown in this article, using the PC boards designed with the proper impedance and should not be compared with results obtained from one built by other means.



THE DISPLAY BOARD with its components is shown in this head-on view of the counter.

As for assembling the unit, you couldn't ask for anything simpler. Of course, your best soldering techniques will pay off here. Positions of most components are silk-screened on the boards (if you etch your own boards you'll have to follow Figs. 4, 5, 6, 7 and 8). The two BNC connectors and the power input jack, J1, J2 and J3, are mounted on the rear panel. By referring to Figs. 6 and 8 and the parts list, install all components in the boards, except the three DPDT slide switches. Make sure to orient all diodes and polarized capacitors as indicated by the component layouts. Solder all component leads (top, bottom, or both sides) wherever a pad is provided and trim the excess leads.

There are four pads on the main board, marked with boxes (□), which require a piece of excess resistor lead inserted through each of them and soldered on both sides of the board. Trim the excess leads after soldering. Sockets




FIG. 4—FOIL PATTERN of the component side of the main board.




FIG. 5—MAIN BOARD ground-plane pattern. UHF signal attenuation is minimized by using short component leads and micro-strip printed-circuit transmission lines where needed.

are provided for all IC's with the exception of IC2, the MC10116, which is exceptionally reliable and performs a little better when not socketed. The voltage regulator is bolted to the top side of the PC board with a mica insulator. The crystal

is also mounted on top of the PC board using a double-stick foam pad as an insulator and shock mount over IC4.

Align the display board at right angles to the main board with two pieces of excess resistor lead passing through pads

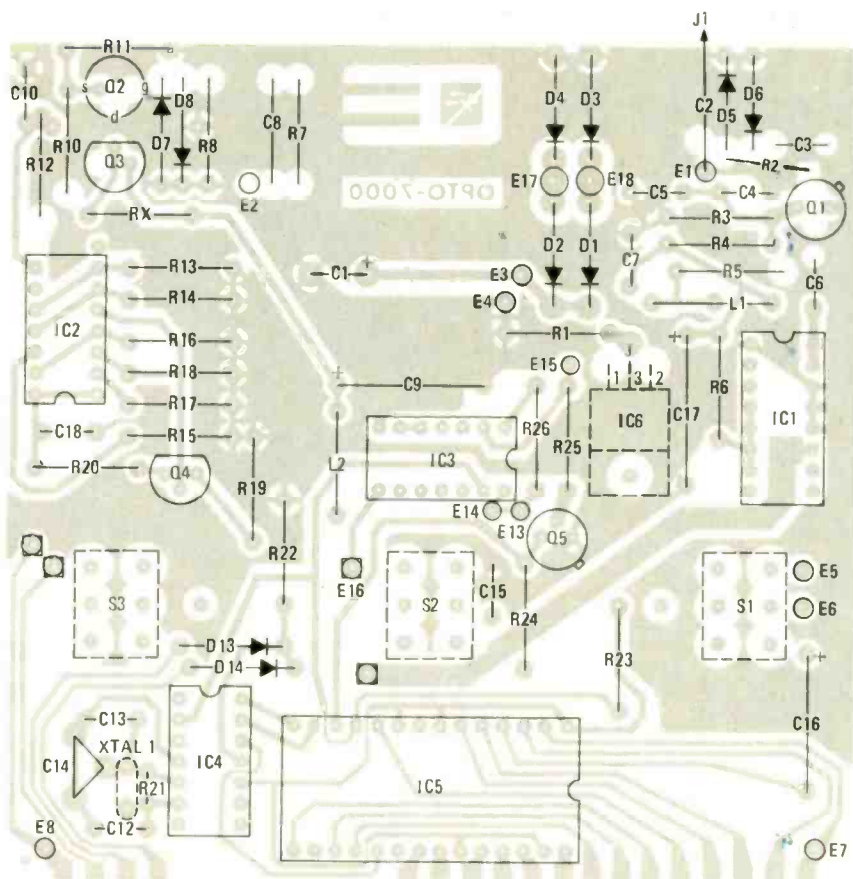


FIG. 6—PARTS PLACEMENT DIAGRAM for the main board. When board is installed most parts are toward the inside or bottom side of the case. Ground plane with switches faces upward.

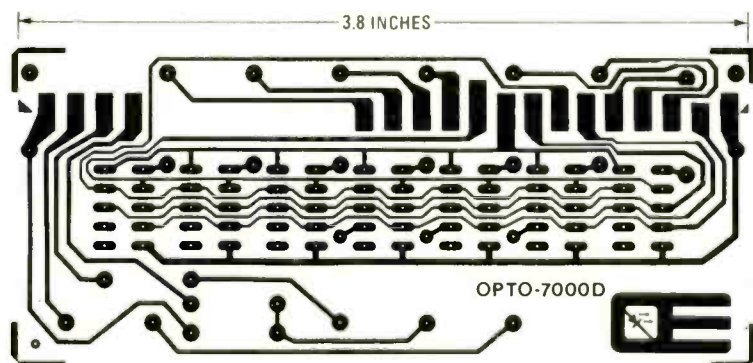


FIG. 7—DISPLAY BOARD foil pattern. You may want to make several and adapt them for use in other digital instruments using the FND357 or similar 7-segment LED displays.

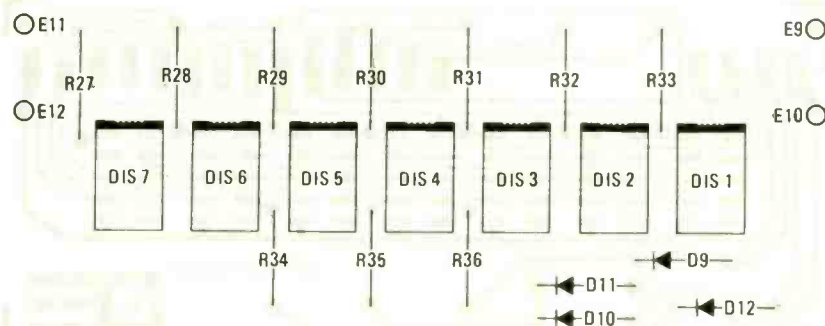


FIG. 8—COMPONENT SIDE of the display board. Leads through pads E9—E10 and E11—E12 form right-angle bracing when display board and main board are mated.

E9—E10 and E11—E12. Make sure the triangle marks on the sides of the display board foil line up with the ground-plane surface of the main board before soldering these two wires. This insures the correct mechanical positioning of the display board for interconnection soldering. Solder the 18 interconnections, being careful not to short any adjacent pads.

Next, install the three DPDT slide switches in the top cover, using six 4-40 \times $\frac{1}{8}$ -inch flat-head machine screws. Place the main board flush over the switches, with the display board facing forward and the switch terminals extending up through the component side of the main board. Solder all switch terminals to the main board. This insures the correct mechanical relationship between the main and display boards, switches and top cover, so there will be no stress on any solder connections during final assembly. Remove this assembly from the top cover by removing the six switch screws.

In preparation for hooking up the rear panel, solder two $\frac{1}{2}$ -inch pieces of hook-up wire in E17 and E18 on the main board. Next, solder a 1-inch piece of excess resistor lead in E2 and one end of C2 in E1. Install the two BNC connectors and the power input jack on the rear panel. Solder a $\frac{1}{2}$ -inch piece of excess resistor lead to the solder lugs on J1 and J2. Place the rear panel assembly against the rear edge of the main board. Solder the loose end of the wire, in E2, to the center conductor of J2 above it. Now solder the loose end of C2 to the center conductor of connector J1. Solder the two $\frac{1}{2}$ -inch pieces of wire on the ground lugs to the ground plane of the main board. Solder the stranded hook-up wire from pad E17 to the center terminal of the power input jack and the wire from pad E18 to the outside terminal of the power input jack.

Install this assembly in the top cover as before, using the six 4-40 \times $\frac{1}{8}$ -inch flat-head machine screws. Carefully place the bottom cover over this assembly so that the press nuts are in the forward position and the rear panel fits outside the corner brackets. Secure the top and bottom covers together with two 4-40 \times $\frac{1}{8}$ -inch machine screws in the rear holes. Attach the rear panel with two 4-40 \times $\frac{1}{8}$ -inch machine screws and the display window with two 4-40 \times $\frac{1}{8}$ -inch machine screws. Install the bracket/stand using two 6-32 \times $\frac{5}{16}$ -inch machine screws and two rubber washers. Place the washers next to the case. Finally, apply the self-stick rubber feet and you're ready for check-out and calibration.

Direct counting

If you are going to be doing a lot of audio and low-frequency counting in the 10-Hz to 6-MHz range then there is a simple modification you can make to the OPTO-7000. The 74196 IC can be re-

continued on page 90

Video Motorcycle Game

Keep up with the advance in video game sophistication by building this single-player game for lots of fun and excitement.

L. STEVEN CHEAIRS

THIS ARCADE-QUALITY VIDEO GAME IS A follow-up to the "Tank Battle" described in the November and December issues. The heart of this game is one LSI IC that contains a complex audio sound generator, a complete timing circuit (thus allowing for unique point identification anywhere on the television screen), the motion logic, a number of ROM image arrays, chip buffering and color video circuits. The video circuit includes the horizontal and vertical blanking, the horizontal and vertical sync circuits, the color circuits, the field intensity circuit, and logic for both the American NTSC and the European PAL screen format.

It doesn't require much imagination for the operator to find himself or herself upon the back of an iron stallion, with a faint taste of dust and a distant roar of the elated crowd; that sound is only surpassed by the mechanical snorting of the throbbing steed. With but a wrist's twitch the ultimate of freedom and adventure is realized.

This is made possible by another new dedicated IC introduced by General Instruments Corporation. There is as much difference between this game and the common pong-type units as there is between an earthworm and man. This is the second IC in a new generation of video games; the first is GI's AY-3-8710-1 battle game.

This single-player game begins when a mode of play is selected; reset is automatic when power is first turned on. Four games are provided; each with two levels of complexity. The four games are *Drag Race*, *Enduro*, *Stunt Cycle* and *Motorcross*. A single motorcycle and rider is displayed on a tri-segmented road that, in most of the games, contains obstacles that the rider must jump. As with the tank

game, realistic engine and crashing sounds are provided. As the motorcycle changes its speed or when it shifts gears,

the engine sounds change to reflect these conditions. Realistic wheel rotation is displayed.

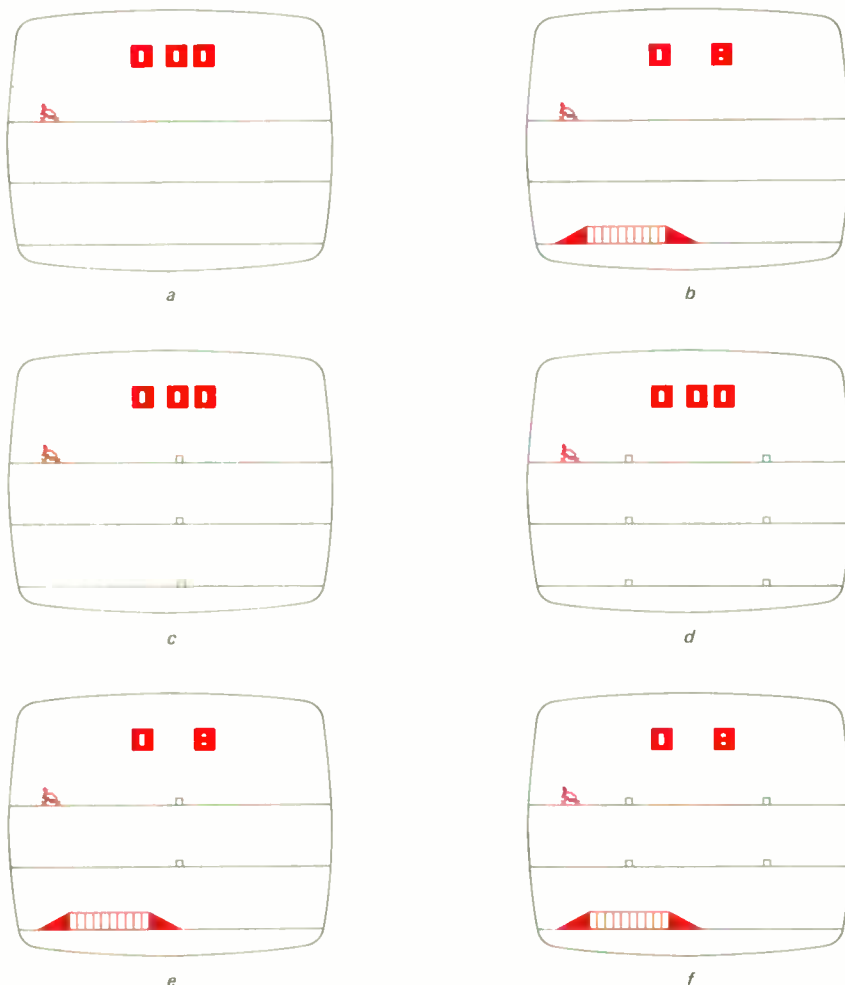


FIG. 1—TYPICAL VIDEO IMAGES as they appear on the TV screen. The Drag Race at a, Stunt Cycle at b, Motorcross, the easy way at c and the hard way at d. Enduro the easy way (e) has single obstacle on first and second rows; the hard way (f) has two obstacles in the first and second rows.

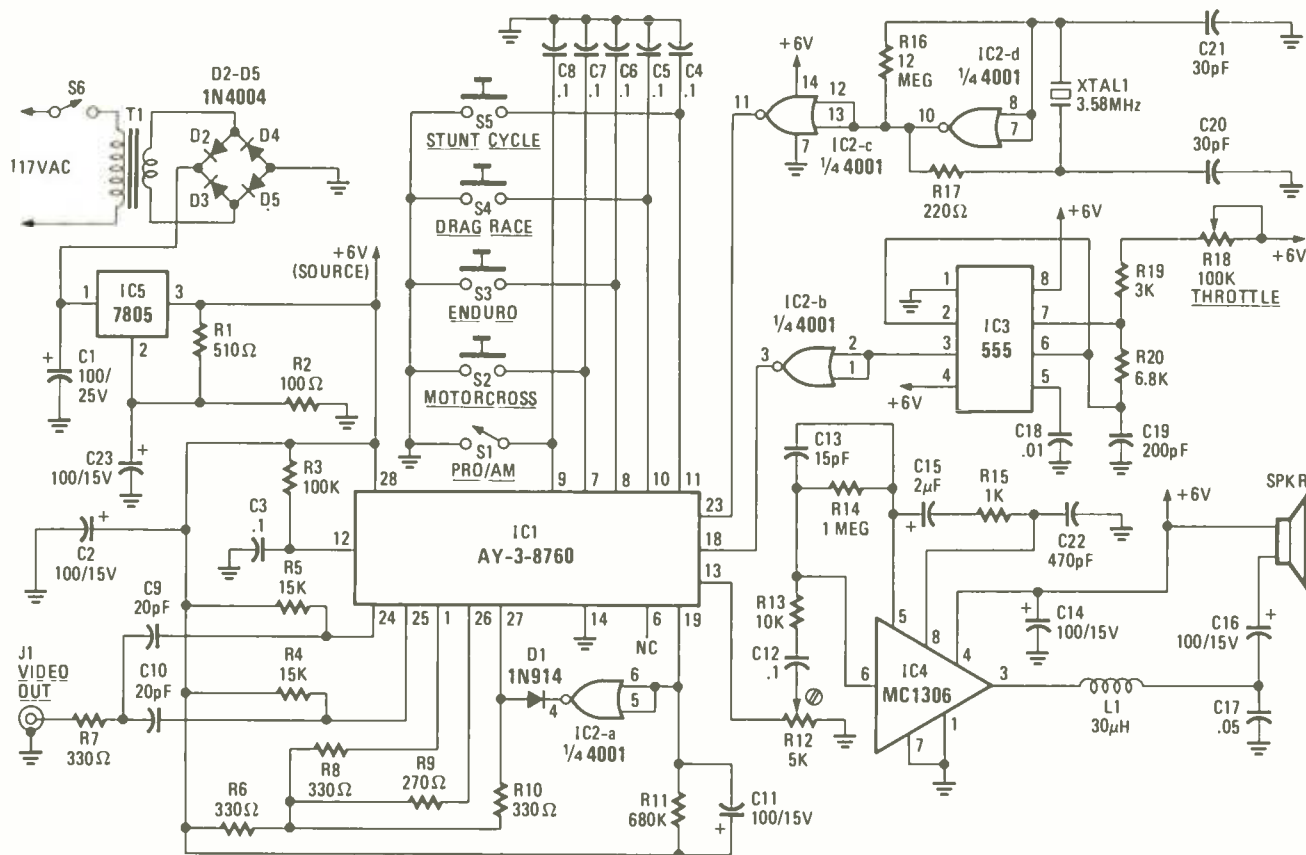


FIG. 2—SCHEMATIC OF THE MOTORCYCLE GAME. Object of the games is to traverse the three roads without accident in the shortest possible time.

PARTS LIST

All resistors $\frac{1}{4}$ watt, 5%.

R1—510 ohms
R2—100 ohms
R3—100,000 ohms
R4, R5—15,000 ohms
R6—R8, R10—330 ohms
R9—270 ohms
R11—680,000 ohms
R12—5000 ohms trimmer pot
R13—10,000 ohms
R14—1 megohm
R15—1000 ohms
R16—12 megohms
R17—270 ohms
R18—100,000 ohms
R19—3000 ohms
R20—6800 ohms
C—100 μ F, 25 volts, electrolytic
C2, C11, C14, C16, C23—100 μ F, 15

volts, electrolytic
C3—C8, C12—0.1 μ F ceramic disc
C9, C10—20 pF
C23—15 pF
C15—2 μ F, tantalum
C17—0.05 μ F ceramic disc
C18—0.01 μ F ceramic disc
C19—200 pF
C20, C21—30 pF
C22—470 pF
L1—30 μ H RF choke
XTAL1—3.58 MHz quartz crystal
D1—1N914
D2—D5—1N4004
IC1—AY-3-8760 video game IC
IC2—4001 or 4011 CMOS quad 2-input gate
IC3—555 timer
IC4—MC1306 $\frac{1}{4}$ -watt audio amplifier

IC5—7805 5-volt regulator (TO-220 case)
T1—power transformer, 12 VAC, 1A secondary
F1—1 amp fuse
S1—SPST toggle or rotary switch
S2—S5—SPST normally open pushbutton switch
S6—SPST toggle switch
SPKR1—8–16-ohm speaker, 0.25 watt or higher

The following are available from
Questar Engineering Co., 50 S.
McDonald St., Mesa, AZ 85202: PC board
\$9.75; AY-3-8760 \$25.50; and kit of all
parts listed above \$61.75. Add \$1.75 to all
orders for shipping, handling and
insurance.

The games begin with the rider at the top left-hand side of the screen. The cycle begins to move when the throttle pot is turned. The cycle and rider move across the first track from left to right, it exits the screen and reappears on the left side of track number two; it likewise transverse this track in the same direction and exits the screen; only to reappear on the left-hand side of track number three, which again it transverse from left to right. When it exits the screen on track number three, it is replaced at the starting position and remains stationary. The throttle must be reset to the minimum speed position and again increased. See

Fig. 1 for typical video images as seen using this game.

About the circuit

The AY-3-8760 was designed for both color and black-and-white operation using a standard domestic 525-line NTSC receiver or foreign 625-line PAL units.

The complete game unit is shown schematically in Fig. 2. In addition to automatic reset at turn-on, reset also occurs when any game is selected by pressing one of the four momentary contact SPST pushbutton switches (S2–S4). Also, an SPST switch (S1) is used to select either the pro or amateur skill level; I use a rota-

ry switch that protrudes from the left side of the case—acting as one handle bar. The THROTTLE pot protrudes from the right side of the case, thus, forming another handle bar.

Upon pressing the DRAG RACE select pushbutton the screen takes on the form as seen in Fig. 1-a. The score is automatically reset to zero upon pressing a game-select switch. The object of the Drag Race game is to reach the right side of the third (bottom) track segment in the shortest possible time, the minimum score. At the end of each game return the pot to the slow position; when it is increased again the score will be reset and

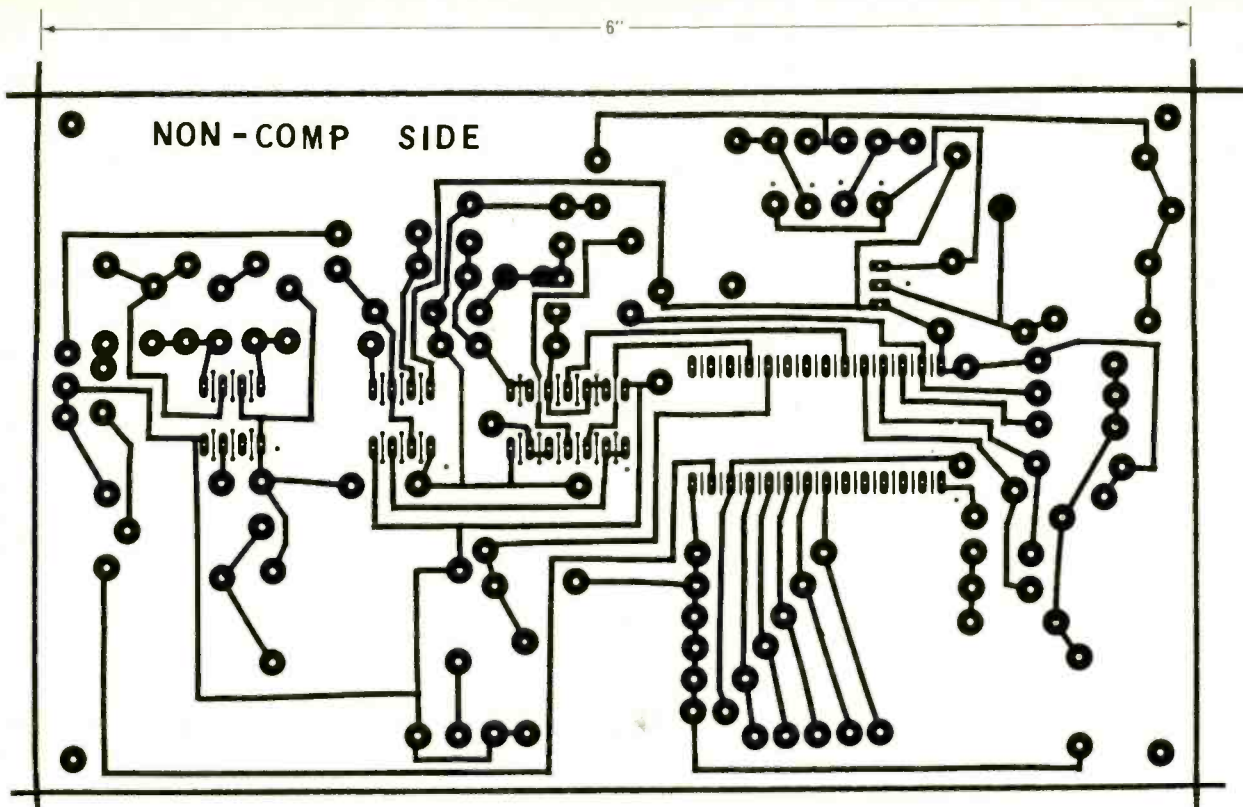


FIG. 3—FOIL PATTERN for the single-sided printed-circuit board.

a new game will begin. The score—a three-digit number centered at the top of the screen—is advanced at a fixed rate throughout the game. At the end of each game the score remains static until the beginning of the next game.

This game requires the development of speed-shifting skills in order to minimize one's score. When the game begins, the motorcycle is in low gear and will move down the track at a fixed rate. The only way the cycle may be accelerated is to shift into the next gear, by returning the throttle to a "slow" position and then turning it back to a "fast" position. The cycle now moves across the screen at a higher rate of speed. If the above process is repeated the motorcycle will shift into third gear; this results in the maximum possible velocity. Thus, a minimum score is obtained when the highest gear is obtained in the shortest period of time.

When the amateur mode is selected by the PRO/AM switch, the game proceeds just as described above. But when the professional mode is chosen, then when the user twists the throttle too rapidly, the motorcycle's front end raises off the ground and the cycle flips upside down. When a crash occurs a high-pitched screeching sound is generated. At the end of the screech the game is reset with the bike reappearing at the beginning of track 1. No crashes occur in the easy mode. If the game is being displayed on a black-and-white television set then the cycle and score are white; the track is black; and the background is gray. On a color set the cycle and score are also white. Also, the road is black; only the background is changed—it is red. For all

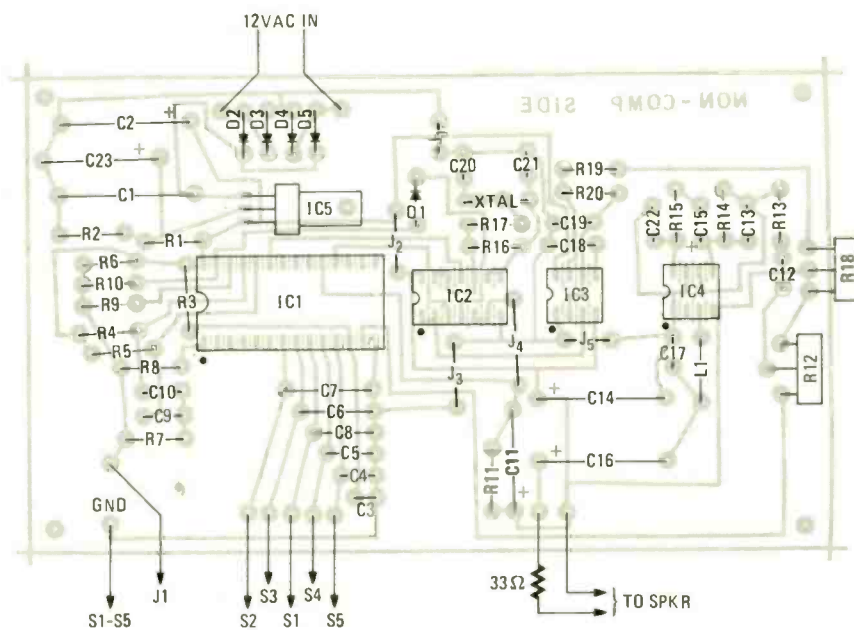


FIG. 4—HOW PARTS ARE LOCATED on the PC board. Don't overlook the five jumpers.

games included on the motorcycle-game IC only the background is in color.

Upon pressing the STUNT CYCLE select switch, the screen will be as seen in Fig. 1-b. The score is preset, the left digit is set to zero and the right digit will be an eight. The right digit (or digits as the game proceeds) equals the number of buses between the ramps. The left digit represents the number of crashes; the maximum amount possible depends on the setting of the PRO/AM switch. In the amateur mode a total of seven crashes may occur. But in the professional mode three crashes only are permitted.

Crashes can occur due to a number of factors. As in the Drag Race game, if the motorcycle is accelerated too rapidly it will flip upside down and a screeching sound is generated. Another method of crashing is to have an insufficient speed upon jumping the buses. This causes the cycle to land on either the second ramp or on one of the buses. A collision is also recorded if the cycle lands too far past the end of the last ramp and an appropriate crash sound is generated. Every time an accident occurs the left digit is advanced and the cycle and rider are placed back at

continued on page 69

How To Design Digital Circuits

Part 2—With digital circuitry becoming an increasingly important factor in our everyday lives, it's time that we learn how to design logic circuits. Here the author discusses digital logic design—including sequential circuits and multiple output functions.

JERRY WOOLSEY

LAST MONTH WE WENT THROUGH THE BASICS of digital circuit design, using Karnaugh maps and Quine-McCluskey tables. Now, we'll look at multiple-output functions and those where the output depends on sequential input events.

Multiple-output functions

It is often the case that we wish to design a circuit with not only multiple inputs, but also multiple outputs, all of which are dependent on the same inputs. In the truth table of Fig. 17-a, we show such an example, with three inputs, a , b and c , and three outputs, f_1 , f_2 and f_3 . Each of these functions could be treated separately, and designed using Karnaugh maps, as shown in Figs. 17-b and 17-c. However, this type of design does not lead to optimum gate use. Some gates are repeated, and combinations of gates to perform several functions cannot be taken into account. To resolve this, we resort to a modified Quine-McCluskey method.

The workings are similar to the method described for a single-output function, but all three functions are combined into one table, and each entry is subscripted with the functions (f_1 , f_2 or f_3) that it covers. Refer to Figs. 17-a and 18-a. Since an input of all zeroes produces no 1-outputs, we have no 0-bit group in the input column of the Q-M table. An input of 1 ($abc = 001$) causes a 1-output for functions f_1 and f_2 , so we enter a 1 subscripted with these functions in the 1-bit group. We continue in this manner, filling the input column as we did for a single-output function, subscripting each

INPUTS			OUTPUTS		
a	b	c	f_1	f_2	f_3
0	0	0	0	0	0
0	0	1	1	1	0
0	1	0	1	0	1
0	1	1	1	1	0
1	0	0	1	1	1
1	0	1	0	1	1
1	1	0	0	0	0
1	1	1	0	0	0

a

a	bc			
	00	01	11	10
0	0	1	1	1
1	1	0	0	0

f_1

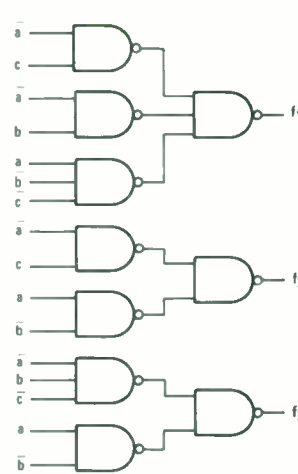
a	bc			
	00	01	11	10
0	0	1	1	0
1	1	1	0	0

f_2

a	bc			
	00	01	11	10
0	0	0	0	1
1	1	1	0	0

f_3

b



c

FIG. 17—MULTIPLE INPUTS AND OUTPUTS can also be handled. Truth table with three inputs and three outputs is shown in a. Resulting Karnaugh maps are shown in b; logic circuit is shown in c.

- 1 - $f_1 f_2$
- 2 - $f_1 f_3$
- 4 - $f_1 f_2 f_3$
- 3 - $f_1 f_2$
- 5 - $f_2 f_3$

a

- 1 - $f_1 f_2$
- 2 - $f_1 f_3$
- 4 - $f_1 f_2 f_3$
- 3 - $f_1 f_2$
- 5 - $f_2 f_3$

b

- 1, 3(2) - $f_1 f_2$
- 1, 5(4) - f_2
- 2, 3(1) - f_1
- 4, 5(1) - $f_2 f_3$

FIG. 18—MODIFIED QUINE-McCLUSKEY method is used to simplify circuit shown in Fig. 17.

with the functions that produce a 1-output for the given input.

We now proceed to form 1-cubes as before, except now we must make sure that at least one subscript is common to each of the lower cubes being combined. (See Fig. 18-b.) Inputs 1 and 3 are adjacent, and also have the same subscripts, so we enter this in the next column as a 1-cube, also entering the subscripts. The 1 and 3 entries in the input column can be checked off, since the 1-cube just formed covers both of these inputs for all outputs. Inputs 1 and 5 are adjacent and have a common subscript, f_2 , so we enter this as a 1-cube, but the subscript is only entered for f_2 , since this is the only common subscript and hence the only function which contains this 1-cube.

We do not yet check the 1 or 5 in the input column, since the higher cube does not cover either input for all functions. The input 5 is checked off when we combine it with input 4, since the cube formed has the same subscripts as 5. We continue as in the case of single-output functions, until there are no more cubes that can be formed. The completed table appears in Fig. 18-b.

	F ₁				F ₂				F ₃		
	✓ 1	✓ 2	✓ 3	✓ 4	✓ 1	✓ 3	✓ 4	✓ 5	✓ 2	✓ 4	✓ 5
* 2—f ₁ f ₃		✓							✓		
* 4—f ₁ f ₂ f ₃				✓			✓			✓	
* 1,3—f ₁ f ₂	✓		✓		✓	✓					
1,5—f ₂					✓			✓			
2,3—f ₁		✓	✓								
* 4,5—f ₂ f ₃							✓	✓		✓	✓

FIG. 19—COVER MAP is generated from table shown in Fig. 18-b.

A cover map is now made as in Fig. 19, which includes the inputs that will produce a 1-output for each separate function as column headers and the unchecked entries of Fig. 18-b as row headers. Since the row labeled 2 is subscripted with f₁ and f₃, we check the columns labeled 2 under f₁ and f₃, and so on for all the rows. Following the covering procedure outlined previously, we find that the rows marked with an asterisk are essential to cover all 1-outputs. The circuit can now be drawn.

A gate is drawn for each row with an asterisk, again with the inputs to the gates corresponding to the nonchanging coordinates of the cube formed by the row header. We then draw three output gates with no input connections, and the result is as in Fig. 20.

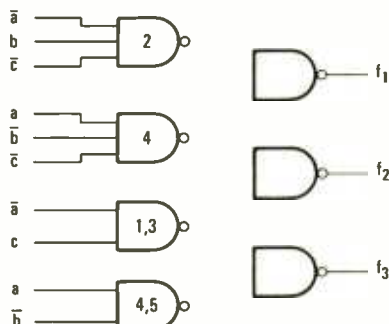


FIG. 20—PARTIAL CIRCUIT is drawn showing the outputs and inputs.

Returning to Fig. 19, we now take a minimum cover for each separate function. For f₁, we see we need the rows labeled 2, 4 and (1,3) to cover the columns under that function. The gates corresponding to these rows are thus fed to gate f₁. For f₂, we need only (1,3) and (4,5) to cover all 1-outputs, so we feed these gates to gate f₂. Note that the row labeled 4 is not needed for f₂ even though

it is checked in f₂, because this is covered by the 1-cube (4,5). Similarly, f₃ requires rows 2 and (4,5). The completed circuit now appears as in Fig. 21, and is a substantial savings over the circuit shown in Fig. 17-c.

Sequential circuits

Up to this point, we have concerned ourselves only with circuits whose output

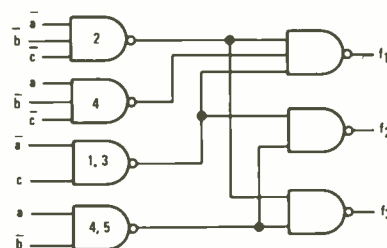


FIG. 21—SIMPLIFIED LOGIC CIRCUIT for three inputs and three outputs requires less gates than circuit shown in Fig. 17-c.

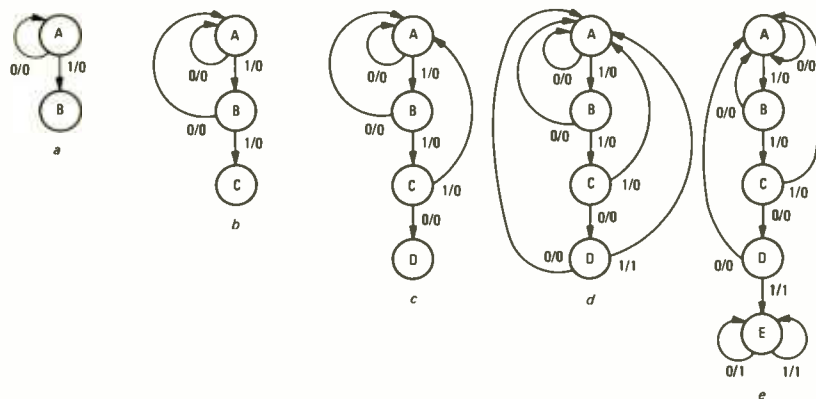


FIG. 22—STATE DIAGRAM is used in designing sequential logic circuits.

depends solely on its input at a given time. However, it is often the case that a circuit must produce an output that depends not only on the present inputs to the circuit, but also on previous inputs (or outputs). To perform this, we must make use of a "memory" circuit to hold the previous information. For the experimenter, the simplest type of memory circuit is the flip-flop. When fed a clock pulse, it will store information according to its input, and hold it until the next clock pulse. This implies we must have a clock running the circuit, which we will consider later.

We can thus hold information from

one clock pulse to the next. But suppose we need to know not only what happened on the previous clock pulse, but a string of several before that. We could store the entire string in a series of flip-flops, i.e., a shift register, but this could be costly for long strings and wasteful of gates, since we do not really need to look at every bit in the string as it comes in.

Instead, we can assign to each unique string of bits that may appear at the input a *state number* that corresponds to that string. We know what the string was if we know what the state number is. Thus, the input string 0000 could be assigned a state number of 0, the string 0001 a state number of 1, etc. At first glance, this does not seem to help matters much, since a 4-bit input string can have 16 possible states, which requires 4 bits for saving the state number, which is the same number required to hold the input string. But this is not necessarily so, depending on the function, and if it is so, methods have been devised for reducing the number of states. What we need to do, then, is store the state number, and update it as each bit enters.

In implementing sequential functions, we make use of two tools known as the state diagram and state table. These merely show us the possible states that our function may assume. We start first with the state diagram.

As an example, let us assume that we have a string of bits entering our circuit, and we want to know when the pattern 1101 enters. It may come at any bit time,

i.e., it may start at the first bit entered, or the third, etc. We start the state diagram by assuming an initial state which we call state A, and write this down in a circle. See Fig. 22-a. There are two possible occurrences at state A; we may receive either a 0 or a 1. If we receive a 0, we have not detected the start of the string 1101, so we draw an arrow from A back to itself and label it 0/0 (applied input/generated output). This means we follow this arrow if we are at state A and receive a 0-input, and the output of the circuit is to be 0. The arrow, of course, brings us back to state A to look for the first bit of the string.

Output	
x=0	x=1
0	0
0	0
0	0
0	1

PS	NS		Output	
	x=0	x=1	x=0	x=1
00	00	01	0	0
01	00	10	0	0
10	11	00	0	0
11	00	00	0	1

go to a new state, called C, which tells us that we have received a 11 so far, and a 0 is to be output. See Fig. 22-b. We follow the same procedure with state C. At state D, if we receive a 0, we have received the string of 1100 instead of 1101, so we return to state A and output a 0. If we receive a 1, however, we have received the desired 1101 string. We now have two alternatives. If we wish to continue checking for the string, we can output a 1 and return to state A, as in Fig. 22-d, or

We are now ready to design the actual circuitry, using the table of Fig. 29. We will use D-type flip-flops as memory elements, since these have only one input, as opposed to two for the J-K flip-flop.

	NS		Output	
PS	x=0	x=1	x=0	x=1
A	B	C	00	00
B	D	E	00	00
C	F	G	00	00
D	A	A	11	01
E	A	A	01	11
F	A	A	01	11
G	A	A	11	01

	NS		Output	
PS	x=0	x=1	x=0	x=1
A	B	C	00	00
B	G	F	00	00
C	F	G	00	00
F	A	A	01	11
G	A	A	11	01

	NS		Output	
PS	x=0	x=1	x=0	x=1
000	001	010	00	00
001	100	011	00	00
010	011	100	00	00
011	000	000	01	11
100	000	000	11	01

We need three combinational circuits for this, one for each flip-flop, to place a 0 or a 1 at the input of each flip-flop. The input to the combinational circuits will be

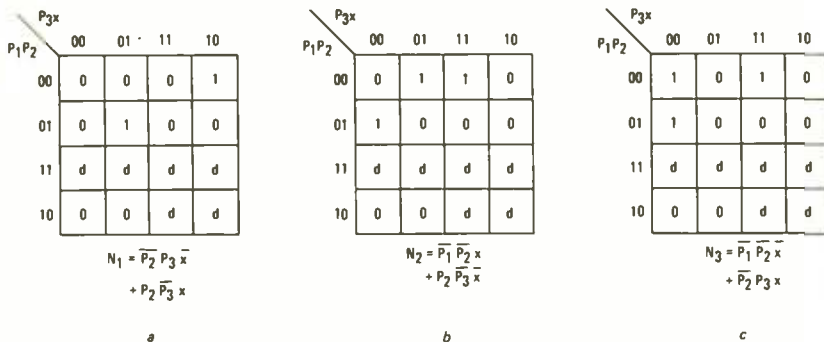


FIG. 30—A KARNAUGH MAP is drawn for each flip-flop.

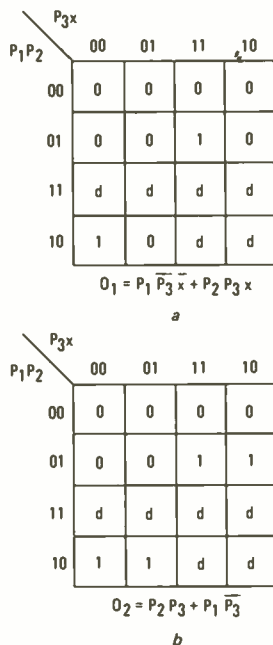


FIG. 31—OUTPUT FUNCTIONS are derived from the Karnaugh maps.

the outputs of the flip-flops, i.e., the PS, and the input x . We can label the PS-bits as p_1, p_2 and p_3 , so a PS of 011 indicates $p_1 = 0, p_2 = 1$ and $p_3 = 1$, where p_1 is the Q-output of FF₁. Now we can see that our combinational circuits have four inputs, p_1, p_2, p_3 , and x , and one output, which we can label n_i to correspond to the bits of the number of the next state.

It is thus an easy matter to draw a Karnaugh map for each flip-flop input. Figure 30-a shows the map for FF₁. If the PS is 000 and $x = 0$ is applied, then n_1 , the first bit of the NS, is to be a 0, so in the box with coordinates $p_1 p_2 p_3 x = 0000$, we place a 0. Similarly, for a PS of 000 and $x = 1$ ($p_1 p_2 p_3 x = 0001$), we must have $n_1 = 0$, so a 0 is placed in box 0001. When the PS is 001 and $x = 0$ is applied, n_1 , the first bit of the NS, is to be a 1, so a 1 is placed in box 0010. This procedure is repeated up to $p_1 p_2 p_3 x = 1001$. Since there is no state 101, we can enter a "d" (don't-care) in boxes 1010 through 1111. Using the d-labeled boxes, we get the resultant equation for n_1 , which is also shown in Fig. 30-a. The same procedure is repeated for bits n_2 and n_3 of NS, as shown in Figs. 30-b and 30-c. With these outputs applied to the inputs

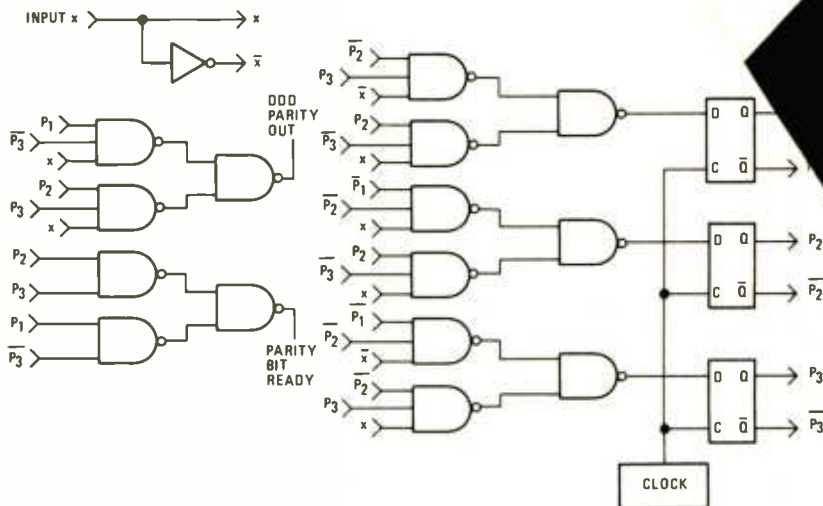


FIG. 32—COMPLETE LOGIC CIRCUIT for deriving odd parity using D-type flip-flops.

of the flip-flops, they will assume the correct next state after the next clock pulse.

The output functions are also designed in this way, since they depend on only the PS = $p_1 p_2 p_3$ and the input x . Labeling the first output bit o_1 and the second o_2 , the equations are written from the Karnaugh maps as shown in Figs. 31-a and 31-b.

Each of the five functions may now be easily implemented, as shown in Fig. 32. The outputs p_i of the flip-flops are fed back to the NAND gates as shown. In actual operation, the circuit would be set to the initial state before use by toggling the CLEAR inputs on the flip-flops by a computer command or a manual switch.

This circuit could also have been realized using J-K flip-flops, using two input circuits to each flip-flop instead of one. Thus, we would need eight Karnaugh maps, one for each J-input, one for each K-input, and one for each output. These would be derived from the truth table of a J-K flip-flop, shown in Fig. 33.

As an example, referring to Fig. 29, if we wish to find the J-input of FF₁ to obtain the next state (call this J_{n1}), we draw the Karnaugh map as in Fig. 34. For $p_1 p_2 p_3 x = 0000$, we change the first state bit from 0 to 0, which requires a J-input of 0, so we enter a 0 in box 0000. With the PS = 001 and an input of $x = 0$, we must change the first bit of the state from a 1 to a 0, which requires a J-input of 1. If

PS = 100 and $x = 0$ or $x = 1$, we must don't-care first NS bit from 1 to 0, so J K-input of FF₁ is merely equal. One item essential to the clock pulse is the frequency of the data transmission (C).

To Change		Input	
From	To	J	K
0	0	0	d
0	1	1	d
1	0	d	1
1	1	d	0

FIG. 33—TRUTH TABLE for parity circuit using J-K flip-flops.

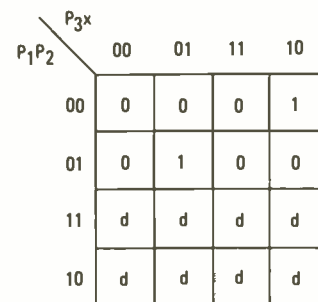


FIG. 34—KARNAUGH MAP for J-input of flip-flop FF₁.

data line, and must be synchronized so that the clock pulse occurs as close to the middle of the bit time as possible. The clock pulse must not begin until all gates have had time to settle after the new input bit has arrived and must end before the next data bit arrives.

We have now gone through the basics of logic design, and you should be able to design most common types of circuits using methods that will produce a more efficient circuit.

R-E

UPDATE

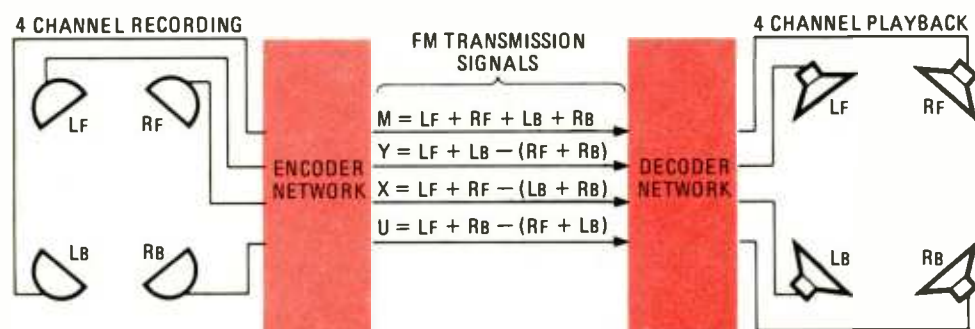


FIG. 1—DISCRETE 4-CHANNEL BROADCAST system uses four transmission channels. To maintain compatibility with existing stereo and mono receivers, the four channels are encoded at the transmitter and decoded at the receiver.

4-Channel FM

With discrete and matrixed 4-channel tape and phono formats dormant, the fight for 4-channel programming continues on the broadcasting front.

LEN FELDMAN
CONTRIBUTING HI-FI EDITOR

IT HAS BEEN SOME TIME SINCE WE DISCUSSED quadriphonic sound; indeed, superficially at least, it would seem that the audio industry and consumers alike have all but turned their backs on 4-channel sound. Very few, if any, 4-channel records are presently being released (although the number of available releases in all formats—matrix or discrete—exceeds 1000), and hi-fi component manufacturers have all but abandoned production of any quadriphonic reproducing equipment.

There is one aspect of the 4-channel scene that is very much alive—4-channel FM broadcasting. Back in March, 1972, when interest in quadriphonics was at its height, the Consumer Electronics Group of the Electronics Industry Association (EIA) voted to sponsor the organization of a National Quadriphonic Radio Committee (NQRC) whose objective was to report to the Federal Communications Commission its final technical conclusions regarding 4-channel FM sound broadcast standards. The FCC endorsed the study project and the NQRC plunged into its complex task of analyzing, evaluating and, finally, field-testing five proposed systems for discrete 4-channel FM broadcasting.

The work continued until late 1975 and, in November of that year, the final NQRC report was submitted to the FCC. Nearly two years later, on July 6, 1977, the FCC released its formal Notice of Inquiry (Docket 21310) on quadriphonic FM radio broadcasting, in which all interested parties were asked to comment

on whether the FCC should adopt standards for 4-channel broadcasting. The Commission said that the purpose of the inquiry was to determine whether there was sufficient public and industry interest to warrant the adoption of standards and, if so, to assist the FCC in formulating such standards. The comment period, originally scheduled to end on September 15, 1977, was extended to December 15, 1977; and, from all accounts, more than a thousand letters were received by the time the comment period ended.

Several other events occurred almost simultaneously, two of which tended to complicate the issue. First, coincident with issuing the 4-Channel FM Notice of Inquiry, the FCC also issued a second Notice of Inquiry (Docket 21313) regarding AM stereophonic broadcasting. A growing interest has been shown on the part of AM broadcast stations for this type of service, largely because of the competitive advantage gained by FM stations over the last decade. This advantage has been attributed by many to the fact that FM stations can transmit stereo program material while AM stations must transmit monophonic programs. Many industry experts feel that the FCC is more likely to pay attention to AM stereo broadcasting before it ever considers the problem of 4-channel FM transmission.

The second event that occurred was sponsored by the FCC itself. The Commission was concerned that the NQRC had only included one matrix system in

its report, and had *not* involved subjective listening evaluations of either the QS matrix system (developed by Sansui Corporation of Japan) or the SQ matrix system (originated by CBS in the U.S.). As they pointed out, since the work of the NQRC was completed, much-improved logic and phase cancellation decoders were designed and developed for the QS- and SQ-systems. As a result, the FCC felt that available test data comparing localization and musical preference for 4-4-4 (discrete), 4-3-4 (semidiscrete, using three channels of transmission to broadcast four channels of information) and 4-2-4 (matrix-encoded using two channels for transmission) quadriphonic systems is not complete with respect to presently available technology.

The FCC Lab decided to conduct its own listening tests, including the best implementation (based upon the listener's choice) of the QS format, SQ format and the British-sponsored BBC Matrix H systems, as well as the discrete 4-channel tapes. The results of these tests were issued by the FCC in August, 1977. In addition to judging quadriphonic performance, listeners were asked to evaluate the compatibility of the different formats—that is, how well the music was reproduced stereophonically and even monophonically—an important criterion in any decision affecting quadriphonic broadcasting standards.

The results of these tests have been interpreted by different listeners in different ways. Since, on an overall basis, listeners agreed that the direct 4-channel

tape reproduction was the best, supporters of discrete 4-channel broadcasting are claiming a victory. Since, of all matrix systems tested, the CBS-developed SQ system (with its sophisticated logic decoder) was favored, CBS has also claimed a victory and has, in fact, suggested that the FCC not only *refrain* from enacting discrete 4-channel broadcast standards but actually set quadriphonic standards specifically endorsing the SQ format as the *only* matrix suitable for broadcast over FM channels.

Before we examine the logic (excuse the pun) of this argument, let's briefly review how the five proposed discrete 4-channel FM systems operate. All five systems are very similar. In fact, insofar as monophonic and stereophonic performance on existing FM tuners is concerned, the systems are identical. This similarity is a basic requirement of any quadriphonic system, since they must present uncompromised FM stereophonic and FM monophonic performance. Where the systems differ slightly is in their treatment of SCA (Subsidiary Communications Authorization) services, such as piggy-back music channels now broadcast as piggy-back subcarriers on FM stations on a private, point-to-point subscription basis, which, according to the FCC, should be provided for in any new standards to be proposed.

Monophonic compatibility

Assume that there are four inputs: Left-front (L_f), Right-front (R_f), Left-back (L_b) and Right-back (R_b). To preserve monophonic compatibility, the monophonic channel or baseband of the FM transmission (the region from 30 Hz to 15 kHz) must contain an equal summation of these four input signals designated as $M = L_f + R_f + L_b + R_b$. For stereo compatibility, the four signals are grouped as follows: $L_t = L_f + L_b$ and $R_t = R_f + R_b$. The values of L_t and R_t correspond to the left-total and right-total signals that should be heard in stereo. Just as in stereophonic broadcasting, they are also assigned to a difference subcarrier channel, as follows: $Y = (L_t + L_b) - (R_t + R_b)$. When these two signals are received by a standard stereophonic tuner or receiver, they are decoded as follows:

$$L_t = \frac{M + Y}{2} = L_f + L_b$$

$$R_t = \frac{M - Y}{2} = R_f + R_b$$

Because of quadriphonic playback requirements, it is clear that two more transmission channels are needed, since, to solve for four unknowns, you must have four equations. The two additional transmission channels are defined as X and U, in which:

$$X = (L_f + R_f) - (L_b + R_b) \text{ and}$$

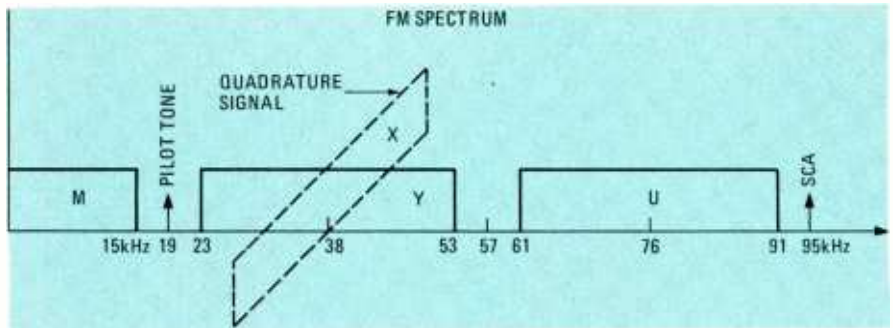


FIG. 2—FREQUENCY SPECTRUM shows how the two additional channels are added to an FM broadcast. This technique is used in the RCA and Quadracast discrete systems.

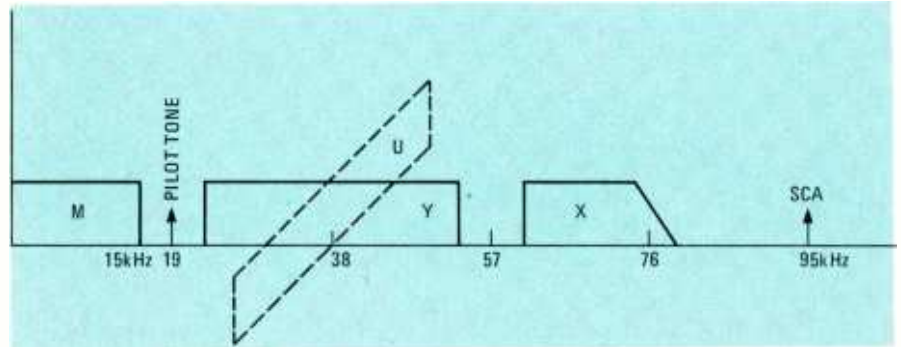


FIG. 3—FREQUENCY SPECTRUM of the GE broadcast system. The X transmission channel is added as a vestigial sideband.

$$U = (L_f + R_b) - (R_f + L_b)$$

We will show how all four signals can be accommodated in a single FM transmission. But, first, let's examine what the 4-channel decoder must do after it has recovered signals M, Y, X and U to solve for the four original, discrete signals:

$$L_f = \frac{M + Y + X + U}{4}$$

$$R_f = \frac{M - Y + X - U}{4}$$

$$L_b = \frac{M + Y - X - U}{4}$$

$$R_b = \frac{M - Y - X + U}{4}$$

Figure 1 shows the principle of discrete 4-channel FM broadcasting. The question is where to assign the extra transmission channels X and U, and how to allow for continued SCA transmission. Figure 2 shows the scheme used by two of the five proponents, Quadracast System, Inc., and RCA. The newly required X channel is centered at a frequency of 38 kHz (similar to the older Y channel required for stereo), but it is in quadrature with the Y channel. This means that the X channel will not be detected by a stereophonic receiver but by a properly designed 4-channel receiver having a synchronous detector designed for that quadrature signal. The U channel is transmitted via a new subcarrier signal centered at 76 kHz (four times the 19-kHz pilot-carrier frequency). The QSI

format further proposes that the SCA channel be moved from its present frequency of 67 kHz to 95 kHz and that it be band-limited in order not to interfere with adjacent broadcast channels.

RCA proposes an additional scheme that allows the SCA to remain where it presently is. This is the so-called 4-3-4 or semidiscrete system mentioned earlier in this article. This system uses only three transmission channels (the U channel is dropped from its 76-kHz position in the spectrum), leaving room for the SCA channel at a frequency of 67 kHz. In this system, the recovered four channels include the following original signal components:

$$L_f = L_f + \frac{1}{2} L_b + \frac{1}{2} R_f - \frac{1}{2} R_b$$

$$R_f = R_f + \frac{1}{2} L_f + \frac{1}{2} R_b - \frac{1}{2} L_b$$

$$L_b = L_b + \frac{1}{2} L_f + \frac{1}{2} R_b - \frac{1}{2} R_f$$

$$R_b = R_b + \frac{1}{2} L_b + \frac{1}{2} R_f - \frac{1}{2} L_f$$

The last three components in each equation are crosstalk terms, but overall separation from one channel to any other channel is still just a bit less than 10 dB. This RCA option would be strictly up to the station owner (who wants to have an SCA subcarrier signal at 67 kHz), and receivers designed for regular 4-4-4 operation would require no modifications for the 4-3-4 system.

Another system, using the same baseband signals as those shown in Fig. 2, is the Cooper-UMX system. This scheme differs from the foregoing explanation in that it uses phasor encoding of the four input signals to create three different playback modes: A 4-2-4 matrix (similar to the QS- or SQ-matrix encoding), a 4-

3-4 playback scheme similar to the RCA optional system, and, finally, a full 4-4-4 discrete mode.

Frequency assignments for the General Electric system are shown in Fig. 3. The fourth X channel is transmitted as a set of vestigial lower sideband signals at a frequency of 76 kHz. This allows an SCA channel at a 95-kHz frequency with a greater guard band between it and the adjacent X channel subcarrier as compared with the RCA option.

Finally, Fig. 4 shows the Zenith pro-

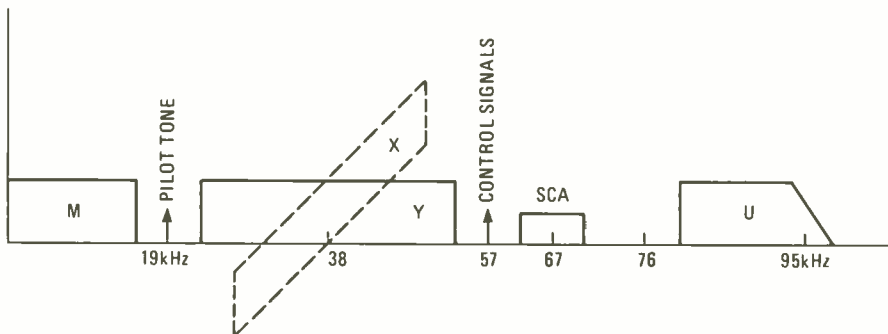


FIG. 4—ZENITH PROPOSAL places the SCA subcarrier at 67 kHz. This system also incorporates a noise reduction scheme.

posal. The fourth transmission channel, the X channel, is placed at a 95-kHz frequency and uses lower sideband signals only, allowing for SCA transmission to take place at its currently assigned 67-kHz frequency. The Zenith system also uses an encode/decode noise-reduction system, similar to the Dolby system, in order to maintain a lower overall noise level; this helps to counter in part the signal-to-noise degradation that occurs whenever the spectrum width of a transmission system is increased.

Argument against a matrix standard

Proponents of the matrix system that was favored by the FCC's panel of listen-

ers believe that this format should be approved as a standard at this time and that no discrete systems should be approved. What would this mean to the listening public? Admittedly, if a listener equipped his or her system with a sophisticated (and expensive) logic decoder such as that used in the FCC tests, results would approximate (but still not equal) those obtained with discrete 4-channel program material. However, if a simple matrix decoder were used, results would be far poorer than those obtainable from

discrete program sources. In fact, some stations have been broadcasting matrix-encoded program material (in both QS- and SQ-formats) for some time and public reaction has been anything but enthusiastic. Locking into a matrix system as an FM standard at this time would halt further attempts to improve the matrix idea or to develop other (and perhaps better) matrix formats.

However, suppose the FCC selects one of the five discrete systems as a standard and suppose, further, that matrix programming improves substantially. In that event, there would be nothing to prevent a station from purchasing one (and only one) super-matrix-decoder—even a very

expensive one—and *first* decoding the matrix-encoded source material into four discrete channels *before* it is transmitted. The home listener would *not* have reproduction quality determined by his or her financial limitations, since optimum decoding would take place at the station before transmission. This approach would keep the doors open for further improvements in matrix technology and would have many other advantages as well. FM stations could then transmit any and all formats of quadraphonic program material (instead of being limited to one specific matrix approach). Four-channel taped productions could be freely interchanged from one station to another, since no encoders or decoders would be required. Discrete broadcasts have proved to be fully compatible with all existing monophonic or stereophonic receivers. Furthermore, the matrix system still imposes certain artistic limitations upon record producers. A vocalist, for example, cannot be positioned at center-rear in the SQ system if full stereophonic and monophonic compatibility is to be maintained. Such limitations, although of relatively minor significance, are *not* imposed with any discrete system.

By the time you read this, the dates for filing comments and reply comments with the FCC will have passed. Nevertheless, we suspect that the FCC is not going to make any hasty decisions regarding 4-channel broadcasting. It does seem that by choosing a discrete broadcast standard, the FCC would let the final decision as to which kinds of quadraphonic records sound better remain where it belongs—with the public. A decision in favor of any matrix system as a standard would, we believe, be tantamount to taking away that freedom of choice from the music listeners of this country. **R-E**

Mobile radio market to double during 1980-1986

The Mobile Radio Market, a study conducted by the market research firm of Frost & Sullivan, Inc., predicts that the mobile radio equipment market will continue to expand and even double over the next 10 years, with a projected annual compounded growth rate during the period 1980-1986.

Among the factors involved in this projected growth rate are such innovations as 1) the use of digital instead of voice-generated messages in police mobile radios; 2) the increased use of voice scramblers; 3) a new consumer market in FM scanners monitoring police, fire and other public service departments; 4) the cellular approach to using the 800-900-MHz frequency band on mobile radios; and 5) the use of microprocessors and other LSI circuits in CB radios.

Despite the fact that land mobile radio equipment will be affected by declining unit prices, CB radio is expected to make a strong comeback in the vehicle market. Detroit car manufacturers plan to incorporate many more CB/AM-FM/tape deck

combinations into a single passenger car unit.

The cellular concept to using the 800-900-MHz frequency band on mobile radios is "likely to be incorporated in leading U.S. cities," according to the study. Companies presently developing the cellular approach are the Bell System, American Radio-Telephone Service, and NTT in Japan.

More information can be obtained from Frost & Sullivan, Inc., Customer Service, 106 Fulton Street, New York, NY 10038.

Motorola's microwave system is an alternative to land lines

Motorola, Inc., has developed a microwave communications system called the Point-to-Point Wireless Visual Communications System that is used with CCTV cameras, lenses and other equipment to transmit a closed-circuit video image wherever installation of land lines is difficult or impossible.

Motorola indicates that the VCS would enable video transmissions to be made up to 10 miles in line of sight just using a single transmitter and receiver. Another advan-

tage cited for the VCS is that users can change the location of transmission or reception sites. Further information can be obtained from Motorola Literature Distribution Center, 2122 North Palmer Dr., Schaumburg, IL 60195.

IHF to set technical standards for turntable/cassette/speaker criteria

In answer to a growing need among high-fidelity manufacturers for acceptable industry measurement standards in differentiating between high- and low-fidelity products, the Institute of High Fidelity (IHF) Board of Directors has organized standards committees to evaluate and discuss criteria for turntables, cassette recorders and speakers.

The first meeting of the IHF Turntable Standards Committee, chaired by Martin Fine of B.I.C./Avnet, set its goals for achieving its industry standard: It would attempt to 1) develop a glossary of technical terms; 2) separate these terms into primary and secondary groups; 3) develop measurement standards for both groups; and 4) devise a set of standard test conditions. **R-E**

Radio-Electronics

Tests Tandberg TDA-20A

Open-Reel Tape Deck

LEN FELDMAN
CONTRIBUTING HI-FI EDITOR

TANDBERG OF AMERICA, INC. (LABRIOLA COURT, Armonk, NY 10505) has developed an open-reel tape deck, the *model TD-20A*, that incorporates several electronic and mechanical innovations. The tape deck incorporates a new actilinear recording system that offers up to 20-dB improvement in headroom over most conventional systems. In addition, the tape-transport system uses four separate motors, including a motor for the pinch roller and tape guides.

Figure 1 shows that the *model TD-20A* can handle 10½-inch tape reels. On the front panel, three rectangular pushbuttons to the left below the feed reel handle power, select low or high speed and select the correct tape tension for large or small reels. Below these pushbuttons are rotary left- and right-channel output-level controls, while below them are four toggle switches. The left pair of toggle switches selects playback mode (left channel only stereo or right channel only), and source or tape monitoring. The right-hand pair of toggle switches activates the select-synchronization feature (in multitrack recordings the record head acts as a monitoring playback head when a second track is added in sync with the first recorded track). These same switches also handle the edit-cue function that enables you to hear recorded results as you fast-wind the tape for cueing and editing.


A pair of brightly illuminated VU meters, centered below the tape head assembly, are calibrated from -24 dB to +3 dB. However, it must be emphasized that the 0-dB level on these meters corresponds to a +9-dB level referenced to the standard NAB level of 185 nanowebers. These meters read peak signals, and are positioned in the signal path *beyond* the record-equalization circuits so that readings (regardless of the signal frequency being recorded) are directly related to the levels of

magnetization applied to the tape.

Below the meters are a headphone output jack and two microphone input jacks. Below the takeup reel is a four-digit counter, while lower down, in the light-colored section of the panel, are five rectangular tape-transport pushbuttons: RECORD, REWIND, STOP, WIND (fast-forward) and PLAY. For the tape deck to be in the record mode, you must turn on separate left- and right-channel selector switches located on the bottom right of the panel. When either of these switches is engaged, a standby light above the RECORD switch illuminates, and touching the RECORD pushbutton starts the tape and places the tape deck in the record mode. This arrangement permits so-called "flying start" recording—inserting newly recorded signals on cue, as the machine plays back previously recorded program material.

When the STOP/WIND (fast-forward) pushbuttons are pressed simultaneously, the logic-control transport system completely frees both reels, permitting you to hand-cue the reels to a precise syllable or note in a recording. All transport modes are indicated by LED's above each transport pushbutton.

Below the transport-control pushbuttons are two pairs of input-level controls; the first pair of controls handles Line 2 or microphone input signals, and the second pair adjusts the level of Line 1 inputs. This provides full mixing capability for up to four line inputs, or two line inputs plus two microphone inputs. Once these four controls are properly adjusted, a master level control to the right of the Line 1 controls takes care of the overall level. A socket for connecting an optional remote-control attachment is located above this master level control. A two-position toggle switch at the lower right of the front panel provides selectable 25-dB attenuation for the microphone inputs, in case high-output microphones are used that might necessitate inconvenient and inaccurate settings of the separate microphone record level controls.



CIRCLE 112 ON FREE INFORMATION CARD

Other features

The *model TD-20A* uses no solenoids or mechanical relays, which results in an unusually quiet and noise-free performance. The drive motor is a phase-locked brushless synchronous motor with a belt-drive flywheel and capstan. A separate motor for the pinch roller and tape guides provides smooth and click-free tape positioning that Tandberg claims provides more precision and gentler tape handling.

PROM electronic speed regulation combined with triac-controlled direct-drive supply-reel and takeup-reel motors facilitate efficient fast-forward and rewind-tape tension. Separate power supplies take care of operational and audio-signal functions. This reduces the possibility of thermal stress in the electronic components and insures that external electrical disturbances do not affect sound quality. Complete logic control allows rapid transition from mode to mode, and assures gentle tape handling with controlled tension.

There are special phase-linearity correction circuits in the signal-handling electronic amplifiers of the *model TD-20A*. In addition, "echo" and sound-on-sound recording can be performed through external coupling from line outputs to line inputs on the rear panel.

Laboratory measurements

In previous tests on Tandberg audio products, we have noted that this company is extremely conservative when it comes to published specifications. Their tendency to understatement applies no less to the *model TD-20A*. In actuality, the open-reel deck measured much better than the company's published specifications indicate.

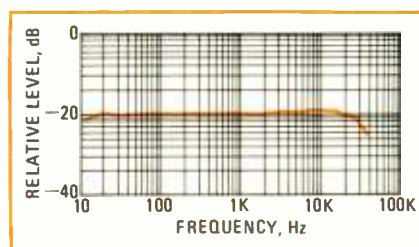


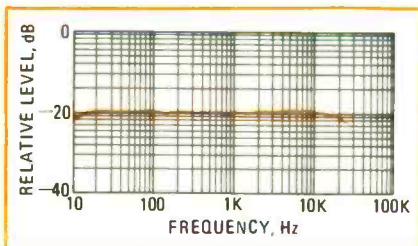
Figure 2 shows the frequency response for Maxell UD tape operating at the higher 7½-ips speed; it was measured at a -20-dB level (referenced to the standard NAB 0 VU level). This level is actually 29 dB below the 0-dB readings on the VU meters. Response was flat to within ±2 dB from 15 Hz to 32 kHz, and variations within the audio spectrum never

MANUFACTURER'S PUBLISHED SPECIFICATIONS:

Tape Speeds: 7½ ips and 3¼ ips. **Wow and Flutter:** 0.06% at 7½ ips; 0.10% at 3¼ ips. **WRMS Frequency Response (Maxell UD-XL Tape or Equivalent):** 20 Hz to 22,000 Hz, ±2.0 dB at 7½ ips; 20 Hz to 18,000 Hz, ±2.0 dB at 3¼ ips. **S/N Ratio (A-Weighted):** 66 dB at 7½ ips. **Crosstalk:** 60 dB, mono; 50 dB, stereo. **Harmonic Distortion:** for 0 dB at 7½ ips, 2.0%. **Input Sensitivity:** mike, 0.2 mV; line, 50 mV. **Output Level:** line, 1.5 volts; headphone, 5 mW into 8-ohm loads. **Erase Coefficient:** better than 70 dB. **Suggested Retail Price:** \$1300; optional wireless PCM infrared remote-control unit, approximately \$200.

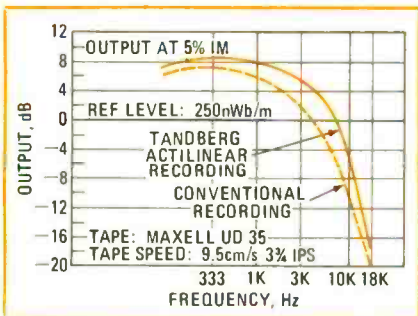
exceeded 1.0 dB above or below the 1-kHz reference level.

Perhaps even more amazing was the frequency response measured for the slower 3 3/4-ips speed, also using the same grade of tape. (See Fig. 3.) In this case, the -2-dB points were observed at 10 Hz and a superaudible 24 kHz. In separate tests, we determined just how "hard" we could record a high-frequency signal onto this tape sample. Increasing the mid-frequency record level for maximum output (the point where further increases in input level do not produce additional linear increases in recorded playback level), we noted that at the higher 7 1/2-ips speed we could record a 10-kHz signal to a level only around 6.5-dB lower than that recorded at mid-frequencies before obtaining maximum output level.



For the slower 3 3/4 ips speed, the maximum recording-output level obtainable at 10 kHz was approximately 14.0 dB below the mid-frequency maximum output level. These values are considerably better than those usually obtained when this tape is used on other decks, and underline the advantages of Tandberg's new recording electronics.

The Fig. 4 chart (supplied by the manufacturer) shows the practical reel-to-reel record-



ing benefits provided by Tandberg's actilinear recording system, and also indicates the added dynamic range available at the slow 3 3/4-ips speed at all frequencies from 333 Hz up. In Fig. 4, the 0-dB reference level is taken as 250 nanowatts per millimaxwell, or approximately 2.6 dB above the standard NAB reference record level. Results of our lab measurements are shown in Table 1.

Summary

Table 2 summarizes our overall product evaluation together with comments.

We spent a great deal of time with the model TD-20A on the lab test bench and used it to record a variety of program material. Playback reproduction is excellent, and it is hard to imagine that any features have been left out.

With so many companies concentrating solely on improved stereo cassette decks these days, it is refreshing to find a manufacturer paying attention to the needs of those who still prefer and need a top quality open-reel tape deck.

R-E

TABLE 1
RADIO-ELECTRONICS PRODUCT TEST REPORT

Manufacturer: Tandberg of America, Inc.

Model: TD-20A

OPEN-REEL TAPE DECK MEASUREMENTS

FREQUENCY RESPONSE MEASUREMENTS	R-E Measurements	R-E Evaluation
STANDARD TAPE		
Frequency response at 15 ips (Hz-kHz \pm dB)	N/A	
Frequency response at 7 1/2 ips (Hz-kHz \pm dB)	15 -32, -2.0	Superb
Frequency response at 3 3/4 ips (Hz-kHz \pm dB)	10 -24, -2.0	Superb
CRO TAPE		
Frequency response at 15 ips (Hz-kHz, \pm dB)	N/A	
Frequency response at 7 1/2 ips (Hz-kHz, \pm dB)	N/A	
Frequency response at 3 3/4 ips (Hz-kHz \pm dB)	N/A	
	(See Figs. 2, 3)	
DISTORTION MEASUREMENTS (RECORD/PLAY)		
Harmonic distortion at -10 VU (highest speed) (%)	N/A	
Harmonic distortion at -3 VU (highest speed) (%)	N/A	
Harmonic distortion at 0 VU (highest speed) (%)	1.5	Good (See text)
Harmonic distortion at +3 VU (highest speed) (%)	3.0	Good (See text)
SIGNAL-TO-NOISE RATIO MEASUREMENTS		
Best S/N ratio, standard tape (dB)	66	Excellent
Best S/N ratio, CRO ₂ tape (dB)	N/A	
MECHANICAL PERFORMANCE MEASUREMENTS		
Wow and flutter at 15 ips (% WRMS)	N/A	
Wow and flutter at 7 1/2 ips (% WRMS)	0.012	Superb
Wow and flutter at 3 3/4 ips (% WRMS)	0.04	Superb
Rewind time, 2500-foot tape (seconds)	70	Excellent
COMPONENT MATCHING CHARACTERISTICS		
Microphone input sensitivity (mV)	0.2	
Line input sensitivity (mV)	42	
Line output level (mV)	1400	
Phone output level (mV or mW)	5.0 mW/8 ohms	
Bias frequency (kHz)	125 kHz	
TRANSPORT MECHANISM EVALUATION		
Action of transport controls		Superb
Tape guidance system		Excellent
Absence of mechanical noise		Superb
Tape head accessibility		Good
Construction and internal layout		Excellent
Evaluation of extra features, if any		Superb
OVERALL TAPE DECK PERFORMANCE RATING		
		Superb

OVERALL PRODUCT ANALYSIS

Retail price	\$1300
Price category	High
Price/performance ratio	Excellent
Styling and appearance	Superb
Sound quality	Superb
Mechanical performance	Excellent

Comments: There are so many new features in this Tandberg open-reel machine that a brief summary can hardly cover all points. Perhaps the most important feature is its capability of accepting new tapes (such as metal-particle tape) that may soon be available for open-reel decks. The bias adjustments on the front panel have sufficient range to handle the higher bias requirements of such future high-coercivity tapes. Additionally, the system's record electronics (called actilinear recording) provides more than enough recording headroom to handle those future tapes.

One of the most welcome new features is the freewheeling tape mode which, with the aid of the EDIT-CUE switch, permits about the easiest and quickest tape editing we have ever had the pleasure of using. When the stop and fast-forward pushbuttons are touched simultaneously, both feed and takeup reels become completely freewheeling.

Tape is handled about as gently as on any machine (home or professional) we have ever tested. The four-motor drive system produces precise and unwavering tape transport, as evidenced by the excellent wow-and-flutter values shown in Table 1 for both its higher and lower tape speeds.

We have always appreciated Tandberg's post-equalization metering system that informs the user what signal intensities are actually reaching the tape. High frequencies, which are subjected to more boost by the equalization constants, show up as higher meter indications on this well-calibrated metering system, which is readable with pinpoint accuracy to better than one-half of 1 dB.

Sound reproduction via tape, even at the lower speed, is virtually indistinguishable from the original program source and that is the ultimate test for any cassette or open-reel tape deck. Although the Tandberg model TD-20A is fairly expensive, it is worth every penny of its price.

Pioneer Model TVX-9500

TV Audio Tuner

LEN FELDMAN
CONTRIBUTING HI-FI EDITOR

CONSUMER ELECTRONICS EXPERTS HAVE LONG been predicting the imminent marriage between audio and video. The introduction of the *model TVX-9500* TV Audio Tuner by U.S. Pioneer Electronics (750 Oxford Drive, Moonachie, NJ 07074) may well signal the beginning of that union. This tuner's appearance on the market is particularly timely, in view of some behind-the-scenes technology that has been taking place recently in TV broadcasting.

After many years of relaying the audio portions of a TV program from studio to transmitter via standard telephone lines (rented from A.T. & T. or other phone companies), a method of diplexing audio signals along with the video signals on the wideband coaxial cables is now being used. This new method permits TV broadcasters to transmit a full-fidelity audio signal whose response is identical to that of FM radio broadcasts. Thus, the audio portion of TV programs (long considered an industry "stepchild") is beginning to take a turn for the better.

For some time, Public Broadcasting Service (which is noncommercial educational television) has been using satellite communications so that in this area, too, high-quality audio transmission has been possible. Still, as we all know too well, the 3-inch-diameter speakers in most TV sets, driven by minimal-quality one-stage mini-wattage amplifiers, severely limit audio quality. Attempting to bypass the poor-quality TV audio is loaded with problems (and dangerous, since most sets have no transformer isolation between power line and chassis).

Figure 1 shows the *model TVX-9500*, which is really just a good-quality FM tuner, whose range covers TV audio Channels 2 through 13 and UHF Channels 14 through 83.

The slim gold-anodized front panel contains a power on/off switch on the left. The remainder of the panel contains 12 slim pushbuttons labeled with channel numbers 2 to 13, above

which are tiny indicator lights. To receive the audio frequencies from UHF TV channels, the UHF pushbutton is depressed, and a continuously variable tuning knob indicates approximate channel numbers in an adjacent window. A green LED indicator lights up when optimum tuning has been achieved.

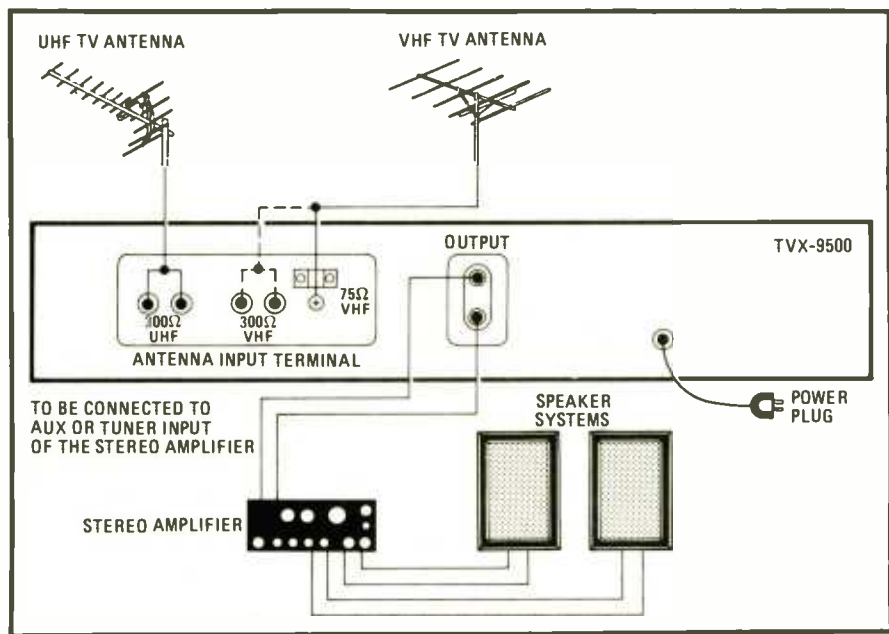
Although automatic frequency control (AFC) locks desired sound-carrier frequencies for each channel, there are individual screwdriver VHF channel controls on the underside of the unit, along with an AFC defeat switch, for additional tuning adjustment, if necessary. Defeating the AFC also defeats the built-in muting circuit that normally delays sound activation for about two seconds after a given channel button is depressed.

Figure 2 shows the rear-panel layout, as well as how to connect the *model TVX-9500* to a typical high-fidelity component system. Although two output jacks are provided, the TV



CIRCLE 113 ON FREE INFORMATION CARD

audio signals recovered are, of course, not stereophonic. But connecting the unit to both the left- and right-channel auxiliary or tuner input jacks on your amplifier or receiver enables sound to be heard from both stereo speakers. If a single output connection is made, the same results are obtained by switching the amplifier or receiver mode selector to monophonic. Separate antenna screw-terminals are provided for connecting an outdoor VHF antenna and an outdoor UHF antenna, and are



MANUFACTURER'S PUBLISHED SPECIFICATIONS:

50-dB Quieting: 22 μ V (32 dBf). **S/N Ratio at 85 dBf:** 65 dB. **THD at 65 dBf:** 0.07% at 100 Hz and 1 kHz; 0.2% at 6 kHz. **Capture Ratio:** 1.0 dB. **Alternate Channel Selectivity:** 25 dB. **Frequency Response:** 50 Hz to 10 kHz, +0.5, -1.0 dB. **Spurious Response:** VHF, 50 dB; UHF, 40 dB. **Image Rejection:** VHF, 50 dB; UHF, 40 dB. **IF Rejection:** VHF, 50 dB; UHF, 55 dB. **AM Suppression:** 50 dB. **Muting Threshold:** 28 μ V (34.1 dBf). **Output Level:** 400 mV (for a 25-kHz deviation). **Power Requirements:** 120 volts, 60 Hz, 12 watts. **Dimensions:** 16 $\frac{1}{4}$ W \times 3 $\frac{3}{4}$ H \times 13 $\frac{3}{4}$ inches D. **Weight:** 13 lbs, 7 oz. **Suggested Retail Value:** \$250.

intended for a 300-ohm twin-lead transmission line. A 75-ohm unbalanced line terminal is provided for the VHF antenna only, if you wish to use a coaxial line input from that antenna.

Test procedures and results

As noted, in the *model TVX-9500*, TV audio is broadcast in FM. While standard 75- μ s pre-emphasis and de-emphasis are used, the maximum allowable modulation is only one-third as great as that used in FM radio broadcasting, or ± 25 kHz. Compared with an FM

tuner, therefore, there is a built-in penalty of 10-dB insofar as signal-to-noise ratio is concerned. On the other hand, the bandwidth requirements of the IF stages and FM detector stages are not as strict, and you could expect very low audio distortion.

In all other respects, the measurements shown in Table 1 were similar to those of any high-quality FM tuner, although, of course, stereophonic performance measurements were not applicable. We did however measure signal-to-noise ratio at 85 dBf instead of the usual 65 dBf. An 85-dBf value corresponds to approximately 10,000 μ V of signal strength, while 65 dBf (generally used when measuring ultimate FM tuner and receiver sensitivity) is more nearly 1000 μ V across a 300-ohm input. In addition to correlating our results with those in the manufacturer's specifications, we justified the higher signal strength because TV transmitter power is ordinarily much greater than the power which FM station broadcasters are permitted to use; therefore, we can assume that if a good outdoor TV antenna is hooked up to the *model TVX-9500*, signal reception will also be stronger than that for FM tuners and receivers.

The Pioneer "alternate channel selectivity" specification was puzzling since this could not refer to an "alternate channel" 12 MHz away from the desired signal (or the spread between the audio carrier of Channel 7 and Channel 9, for example)! We concluded that selectivity was cited as it would be for an FM tuner, and our measurements confirmed this.

Considering the stronger TV audio transmission signals, the Pioneer *model TVX-9500* performed remarkably well in sensitivity, 50-dB quieting and, most particularly, in S/N ratio and distortion values. To obtain these low distortion figures, it was necessary to trim the channel tuning slightly. Our measurements were conducted with the tuner set for Channel 6. The audio carrier for this channel is at 87.75 MHz—close enough to the edge of the standard FM band for us to be able to tune our FM signal generator "on frequency." Listening tests, however, were conducted for all available TV channels in our viewing area and we could not audibly detect any audio distortion for any channel (aside from the obvious deficiencies in the fidelity of the program sources broadcast at that time).

Summary

Our overall product analysis of the *model TVX-9500* TV Audio Tuner is given in Table 2, along with our summary comments.

Frequency response was fairly flat out to 10 kHz, but was down about 5 dB at 15 kHz, the theoretical limit of TV audio broadcast capability. Still, it is amazing what TV sound can be like when it is flat even out to 10,000 Hz and is free of the distortion normally heard when such sound is reproduced by standard TV circuitry. If all TV broadcasters would pay some attention to the quality of audio they transmit, products such as the *model TVX-9500* should do very well. And, who knows, perhaps the FCC may now reconsider the possibility of stereo-audio transmission on TV as well.

R-E

TABLE 1

RADIO-ELECTRONICS PRODUCT TEST REPORT

Manufacturer: U.S. Pioneer Electronics

Model: TVX-9500

FM PERFORMANCE MEASUREMENTS

SENSITIVITY, NOISE AND FREEDOM FROM INTERFERENCE	R-E Measurement	R-E Evaluation
IHF sensitivity, mono: (μ V) (dBf)	2.5 (13.2)	Good
Sensitivity, stereo (μ V)	N/A	
50-dB quieting signal, mono (μ V)	8.0 (23.3)	Fair
50-dB quieting signal, stereo (μ V)	N/A	
Maximum S/N ratio, mono (dB)	75	Excellent
Maximum S/N ratio, stereo (dB)	N/A	
Capture ratio (dB)	1.2	Excellent
AM suppression (dB)	50	Fair
Image rejection (dB)	52 (VHF)	Good
IF rejection (dB)	50 (VHF)	Fair
Spurious rejection (dB)	55 (VHF)	Fair
Alternate channel selectivity (dB)	25	See text

FIDELITY AND DISTORTION MEASUREMENTS

Frequency response, 50 Hz to 15 kHz (\pm dB)	50 - 10, \pm 2.0	Fair
Harmonic distortion, 1 kHz, mono (%)	0.065	Superb
Harmonic distortion, 1 kHz, stereo (%)	N/A	
Harmonic distortion, 100 Hz, mono (%)	0.17	Good
Harmonic distortion, 100 Hz, stereo (%)	N/A	
Harmonic distortion, 6 kHz, mono (%)	0.21	Excellent
Harmonic distortion, 6 kHz, stereo (%)	N/A	
Distortion at 50-dB quieting, mono (%)	0.25	Excellent
Distortion at 50-dB quieting, stereo (%)	N/A	

STEREO PERFORMANCE MEASUREMENTS

Stereo threshold (μ V)	N/A
Separation, 1 kHz (dB)	N/A
Separation, 100 Hz (dB)	N/A
Separation, 10 kHz (dB)	N/A

MISCELLANEOUS MEASUREMENTS

Muting threshold (μ V) (dBf)	30 (34.7)	Good
Dial calibration accuracy (\pm kHz at MHz)	See text	Excellent

EVALUATION OF CONTROLS, DESIGN, CONSTRUCTION

Control layout	Excellent
Ease of tuning	Excellent
Accuracy of meters or other tuning aids	Excellent
Usefulness of other controls	N/A
Construction and internal layout	Excellent
Ease of servicing	Excellent
Evaluation of extra features, if any	Good

OVERALL FM PERFORMANCE RATING

Good

TABLE 2

RADIO-ELECTRONICS PRODUCT TEST REPORT

Manufacturer: U.S. Pioneer Electronics

Model: TVX-9500

OVERALL PRODUCT ANALYSIS

Retail price	\$250
Price category	Medium
Price/performance ratio	Good
Styling and appearance	Excellent
Sound quality	Excellent
Mechanical performance	Very good

Comments: For the audiophile who has almost given up trying to find a TV receiver that contains a "high-fidelity" audio section, U.S. Pioneer's innovative *model TVX-9500* TV audio tuner will be welcome. However, two points must be kept in mind: First, when you hook up this unit to your hi-fi system, don't expect every TV channel to deliver the high-quality audio delivered by your other hi-fi program sources. Much audio programming we listened to with the *model TVX-9500* is still of poor "telephone line" quality, even though the potential for full 15-kHz frequency response exists. We particularly noted that the audio quality of many TV commercials is poor and voices are reproduced no better than from a low-cost AM table radio. Obviously, even the *model TVX-9500* cannot add to fidelity that was never there originally.

Second, a good outdoor antenna should be used with this tuner. Although lower TV audio modulation levels are partly offset by the higher TV signal strengths (compared with those of FM radio stations), multipath distortion is a problem unless a correctly oriented antenna is used with the tuner. A totally separate antenna is preferable, but if you must use a "splitter" on your regular TV antenna even that will be better than using the indoor dipole supplied with the *model TVX-9500*. This is especially important since the unit's AM rejection ratio is not nearly as high as on hi-fi FM tuners. The best results were obtained from our commercial-free Public Broadcasting Service station whose audio quality was exceptional.

NOM Card For The 1802

*Part 2—Add-on math board for an 1802-based microcomputer.
Based on a number-crunching IC, this board speeds
execution time, reduces software overhead and saves memory*

L. STEVEN CHEAIRS

LAST MONTH WE LOOKED AT HOW THE NOM card reduces computer memory requirements and increases processing speed by eliminating number-crunching software routines. This month, we present final construction details.

Construction

The components used in this project are all readily available; assembly is straightforward; and the circuit can be wire-wrapped or built on a PC card.

Use a double-sided glass epoxy circuit board with 2-ounce copper foil (available from Questar). A heavy plate layer covers all runs, and the holes are plated-through. The card has gold-plated fingers and a solder mask. For those who wish to etch the circuit board themselves, the foil patterns are shown in Figs. 8 and 9.

In assembling the board, pay special attention to component orientation. Figure 10 shows the correct placement and orientation of all the components and Fig. 11 shows the PC board pinout and switch placement. First, install and solder all resistors, capacitors and diodes. Connect the +5-volt and -15-volt leads, (the -4 volts is derived from the -15-volt source) and methodically test all power-supply pads for the proper voltages. If the power levels are OK, disconnect the power and install the IC's; if not, check for possible shorts or faulty components. No calibration is required.

Check-out and operation

Check-out and operation is theoretically very simple. First, enter the first number into the X-register. Follow this with the next number; all numbers enter the X-register. Execute a math operation,

such as an ADD. Enter and execute an OUT instruction. If the correct answer is obtained, then 90% of the test is complete,

and the only remaining functions to test are error and branch. If you did not receive the correct answer, check to see if

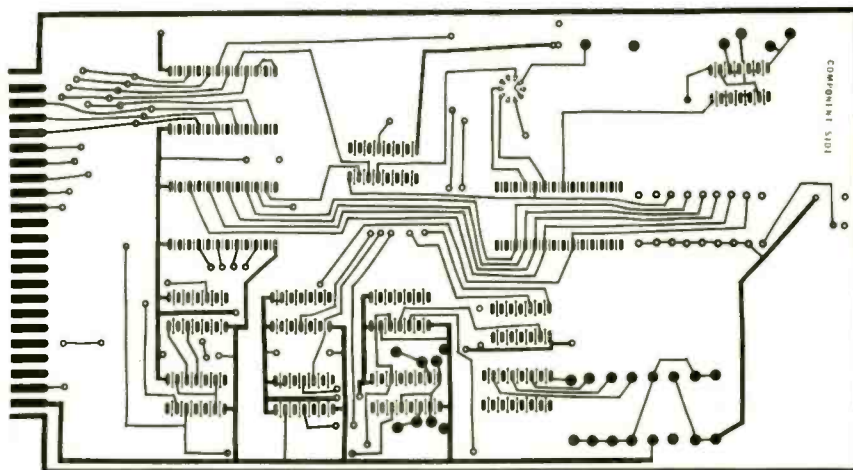


FIG. 8—PRINTED CIRCUIT PATTERN for the component-side of the NOM card.

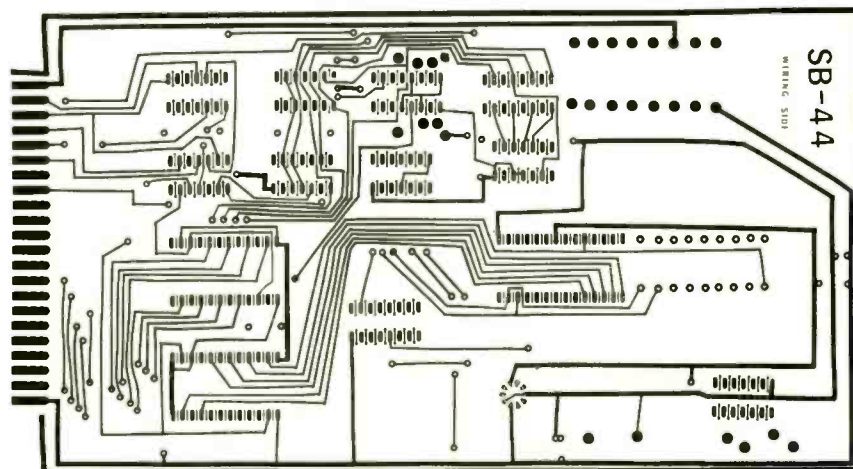



FIG. 9—PRINTED CIRCUIT PATTERN for the foil-side of the NOM card.



all the DIP switches were closed; if so, then recheck component placement and orientation. If no mistake was made (and you have programmed the 1802 correctly), then a component failure has occurred. Use normal digital troubleshooting techniques to isolate and solve the problem.

Now, enter a branch instruction to see if the branch outline interrupts the 1802. If this works, proceed to the final test. Enter a zero into the X-register, then execute the 1/X instruction. If an error occurs, you have completed the NOM interface; if not, check the error flip-flop.

The basic operation is outlined in the flowchart shown in Fig. 12. The user program first places the numbers in a FIFO table along with the required mathematical operations. Enter the first number into the X-register, then exchange the X- and Y-registers. Now, enter the next number into the X-register, then perform the desired operations. Enter the next number (if any) and perform the desired operations. Continue until all numbers and operations are completed. Execute an OUT instruction, store the digits into the user's FIFO table and return to the user program. The above description implies that the 1802 is tied up 100% of the time with the NOM, but actually a very small percentage of the 1802's time is spent with the NOM during these operations. The 1802 only moves data/instruction into (and out) of the NOM; most of the time it is used to perform mathematical calculations or to manipulate data inside the NOM. During this time the 1802 is free to perform other tasks.

Programming the NOM

The NOM has 70 instructions that can be classified into seven groups: Digit entry, move, math, clear, branch, input/output, and mode control. Table 3 lists the mnemonics for these instructions and the associated binary code. (A detailed description of what each instruction does; including the mnemonic, octal op-code and execution time; can be obtained by sending a SASE with 28¢ postage to NOM Instructions, **Radio-Electronics**, 200 Park Ave. South, New York, NY 10003.—Editor)

The first class of instruction—digit entry—has 17 members. The stack is

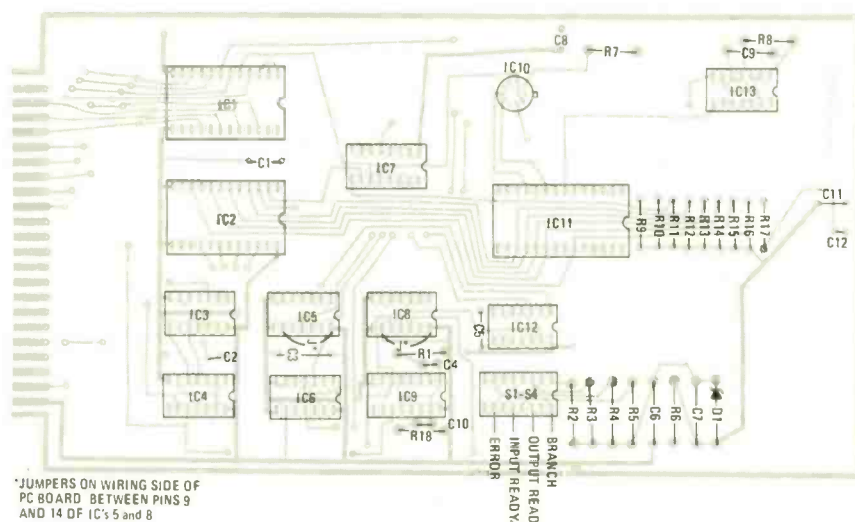


FIG. 10—COMPONENT PLACEMENT DIAGRAM shows where the parts go on the circuit board.

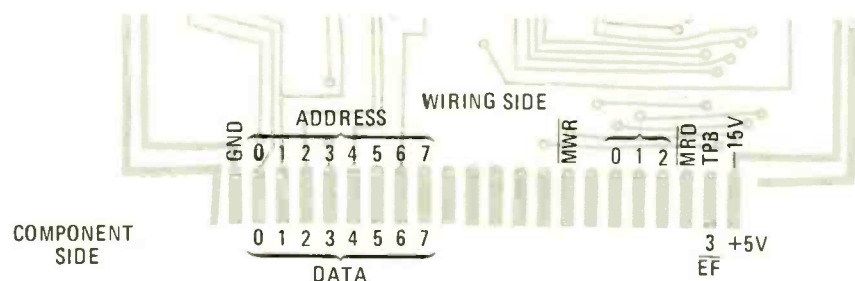


FIG. 11—PINOUT DIAGRAM shows where connections on the circuit board go.

pushed and the X-register is cleared when a digit, a decimal point, or a π is entered with an AIN, 0-9, DP, or PI instructions. After "initiation of number entry," the digit and future digits are entered into the X-mantissa. Any digits following the eighth mantissa digit are ignored, and any subsequent entry of digits or DP, EE, or CS

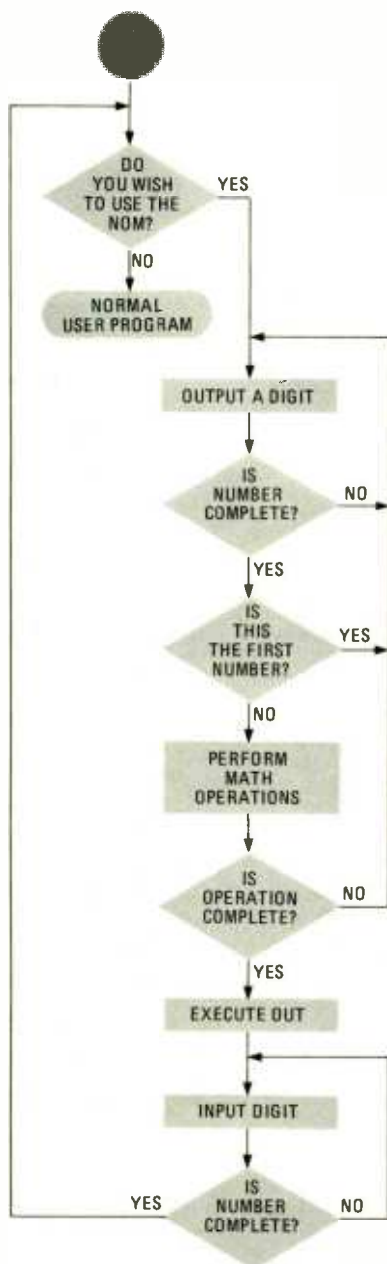


FIG. 12—TYPICAL OPERATION PROCEDURE for the 1802's interface program.

instructions do not cause initiation of number entry. Termination of the number-entry mode occurs when any instruction is executed (except 0-9, DP, EE, CS, PI, AIN, or HALT). When termination occurs, two things happen. First, the number is normalized by adjusting the exponent and decimal point position. The decimal point is placed to the right of the first digit. Second, the next digit, π , or decimal point entered causes initiation of number entry. As you might expect, there is an

TABLE 3—Instruction Summary Table

I_{4-1}	$I_6 I_5$	00	01	10	11
0000		0	TJC	INV	XEY
0001		1	TX=0	EN	EX
0010		2	TXLTO	TOGM	10X
0011		3	TXF	ROLL	SQ
0100		4	TERR	SIN(SIN ⁻¹)	SQRT
0101		5	JMP	COS(COS ⁻¹)	LN
0110		6	OUT	TAN(TAN ⁻¹)	LOG
0111		7	IN	SF1	1/X
1000		8	SMDC	PF1	YX
1001		9	IBNZ	SF2	+(M+)
1010		DP	DBNZ	PF2	-(M-)
1011		EE	XEM	ECLR	x(Mx)
1100		CS	MS	RTD	/(M/)
1101		PI	MR	DTR	PRW1
1110		AIN	LSH	POP	PRW2
1111		HALT	RSH	MCLR	NOP

(Note: All 00 instructions do not terminate number entry)

exception to the number-entry initiation rule. The stack will not be pushed if the ENTER instruction occurred prior to the entered digit; the X-register, however, is still cleared and the new digit is entered into the X-register.

The IN instruction is used to enter all digits of a number; it does not cause number-entry initiation. However, it does terminate this mode if the NOM is in that mode prior to the IN instruction being executed. Thus, 0-9, AIN and IN instructions can be mixed without performing an ENTER instruction before the IN instruction. The IN instruction always pushes the stack except if the previous instruction was an ENTER, thus allowing multiple IN instructions to be executed without performing an ENTER between them.

Second, the move instruction group has eight parts: ROLL, POP, XEY, XEM, MS, MR, LSH, and RSH. The ROLL instruction simply rolls the stack (X-T, T-Z, Z-Y, Y-X). The POP instruction causes the following sequence: Y-X, Z-Y, T-Z, O-T. The XEY instruction exchanges the X- and Y-registers; while XEM exchanges the X- and M-registers; the MS instruction is memory-store (X-M); MR is memory-recall (M-X); and LSH and RSH are shift mantissa instructions.

Third, the math group is composed of 24 instructions. As mentioned earlier, this instruction set is available from **Radio-Electronics** Editorial Offices upon receipt of a SASE with 28¢ postage.

Fourth, the clear group has only two instructions: MCLR and ECLR. Instruction MCLR is the master clear instruction for all internal registers and memory. It also initializes the I/O control signals—MDC = 8 and MODE = floating point. Instruction ECLR is the error flag clear; it loads the error flip-flop with a zero.

Fifth, the branch instruction has eight instructions divided into two subgroups—test and count. The test group is formed by the JMP, TJC, TERR, TX = 0, TXF, and TXLTO. The count subgroup

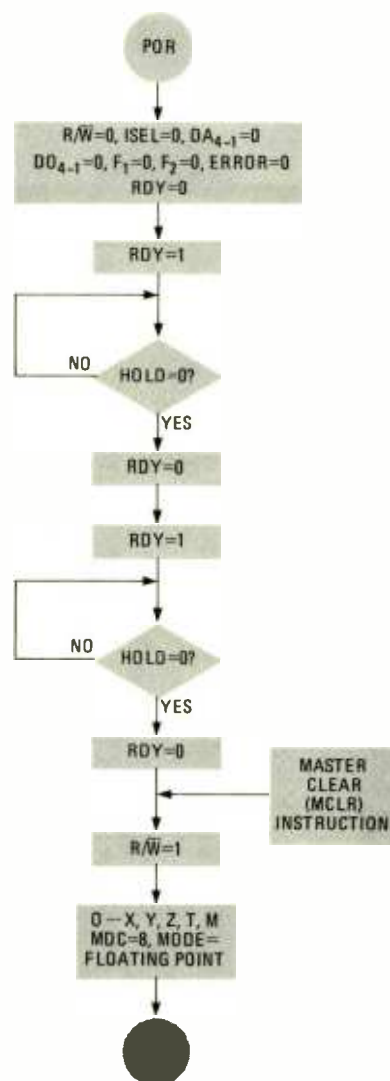


FIG. 13—INSTRUCTION fetch and execution flowchart defining the initialization routine.

contains instructions IBNZ and DBNZ.

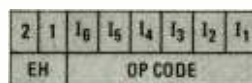
Sixth, the input/output group is composed of nine instructions that can be divided into three subgroups: multidigit instructions (IN, OUT), single-digit instructions (AIN), and flags (SF1, PF1, SF2,

PRW1, PRW2). In the design described here the event flags were not used; therefore, the SF1, PF1, SF2 and PF2 instructions are of no use with this interface.

The last group of instructions is mode control: It contains TOGM, SMDC and INV.

On power-up the mantissa digit count is set at 8, and the mode is set to floating point. Figure 13 shows the initialization routine. After initialization (POR) or the completion of an instruction, the input-ready signal goes to a logic high, which tells the external hardware to supply a new instruction.

Sixteen of the 70 instructions are two




a



b

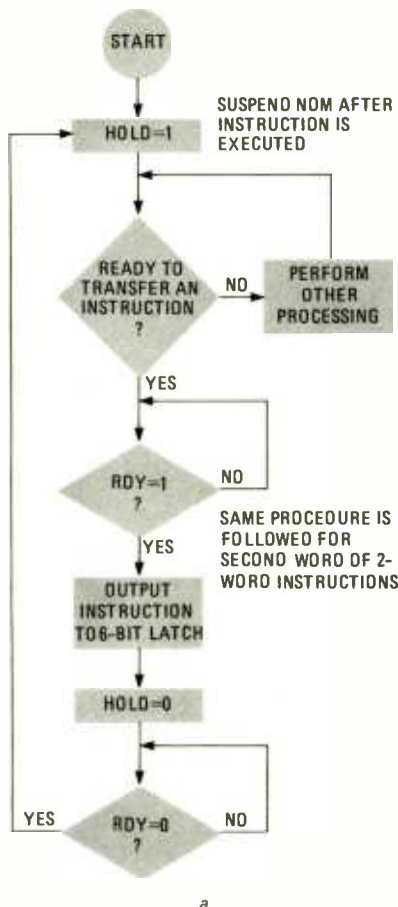


c

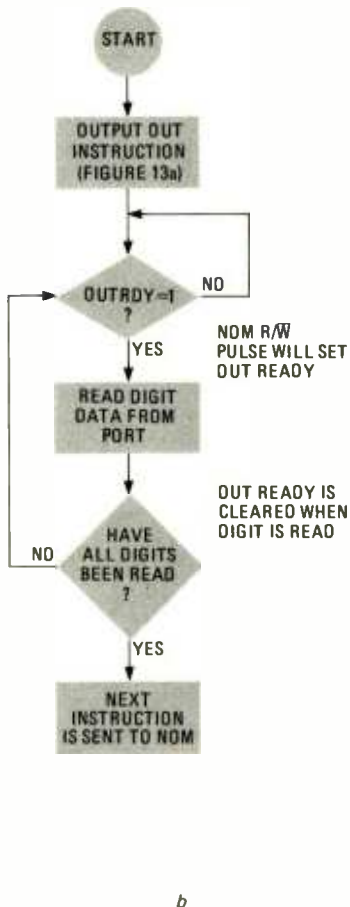


d

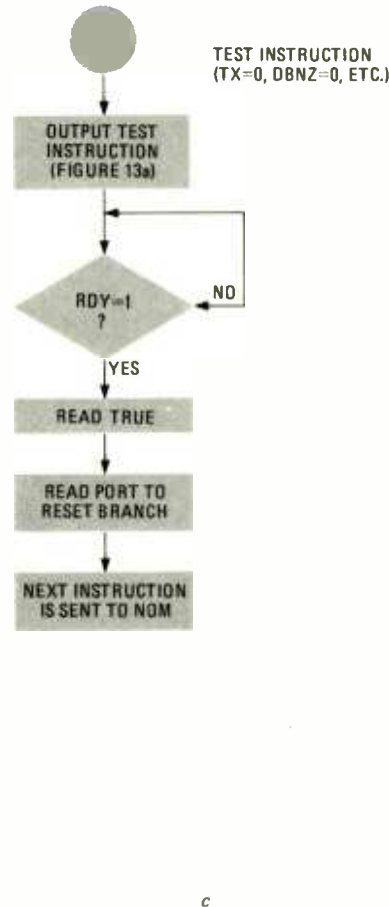
FIG. 14—FIRST WORD of 2-word instruction (a), second word (b). Floating-point notation formats and scientific-notation formats are illustrated at c and d, respectively.



a



b



c

FIG. 15—SOFTWARE FLOWCHARTS. a) TRANSFER of data to NOM; b) TRANSFER of data from NOM; c) USE OF branch-type instructions.

words long (See Fig. 14.) These instructions are: INV+, INV-, INVX, INV/, INV SIN, INV COS, INV TAN, JMP, TJC, TERR, TX = 0, TXF, TXLTO, IN, OUT, and SMDC. The first word of a two-word instruction is the same format as the one-word instruction. The second word contains the branch address that is to be loaded into the PC (Program Counter) during the branch; or it contains the MDC (Mantissa Digit Count) for SMDC instructions; or it may have the high-order address bits for external RAM on the IN/OUT instructions. The low-order address is placed on the DA lines. This interface does not use an external RAM. Generally, the second word is ignored except for the SMDC instruction. The I_{1,4} lines must contain digit data during the AIN and IN instructions. Each

two-word instruction generates an input ready twice—one for each word. The first type are the inverse instructions. These require the INV instruction to be executed first (followed by the desired instruction). The second type is the SMDC instruction. The second word of this instruction is the mantissa digit count—a BCD number from 1 to 8. The other types of two-word instructions have adequately been discussed previously.

Since there are software differences between the many 1802 systems involved (primarily in the I/O and memory addresses), the software I used in my system is not included here. As an alternative, the flowcharts in Figs. 12 and 13 can serve as a guide in developing your own software.

R-E



"While I was waiting, I adjusted your roof antenna, aligned your set and cleaned the tuner."

HOBBY CORNER

Learn solid-state circuitry as you build a monophonic music maker.

EARL "DOC" SAVAGE, K4SDS, HOBBY EDITOR

THIS MONTH WE'RE GOING TO LEARN HOW TO build a music maker or song player. You can set this device up for almost any simple tune and then program it to play automatically. In the process, you'll learn more about solid-state circuits, and end up with a unit that can be used as your doorbell, clock alarm and so on. This versatile circuit has endless possibilities.

Audio oscillator

First, you'll need a tone generator or audio oscillator. Figure 1 shows a very simple instrument. Although it has a minimum of parts, it is difficult to keep it from oscillating. (On the other hand, while the tone probably sounds all right to an untrained ear, it may insult a musician!)

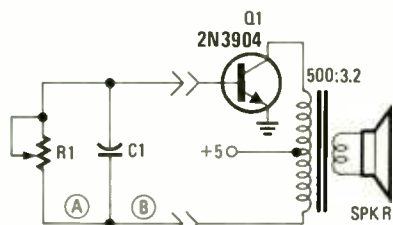


FIG. 1—BASIC TONE GENERATOR

Although in Fig. 1 the transistor is listed as a 2N3904, almost any NPN audio transistor works in this circuit. Any voltage from 1.5 up to the limit imposed by the transistor you select can be used. Figure 1 shows 5 volts because this value represents the power needed to run the IC's. No values are given for R1 and C1, but you can wire in a 100K potentiometer and any 0.01- μ F component for testing purposes. As resistor R1 varies, the frequency (tone) changes.

This tone generator is used because it's simple. You can, however, use your own favorite circuit if you can separate out the frequency-determining components, as shown in Fig. 1. You can even add fuzz, attack, or delay if you like.

All you have to do is switch the R-C network or just R1 in and out of the circuit. Other components could be added for additional tones. Of course, you could add a manual switch at point A or point B. For our example, let's choose

point A and build an electronic organ, as shown in Fig. 2.

Although manual switches are OK, the tone should really be controlled with electrical pulses. You could use relay switches, but they are expensive, bulky and usually noisy. So, why not use transistor switches?

Figure 3 shows two transistor switches that turn the tone either ON or OFF. Switches Q2 and Q3 can be 2N3904, RS2009, 2N2222 or almost any NPN transistors you have on hand. When the

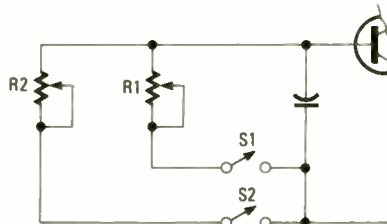


FIG. 2—MANUAL TWO-TONE ORGAN

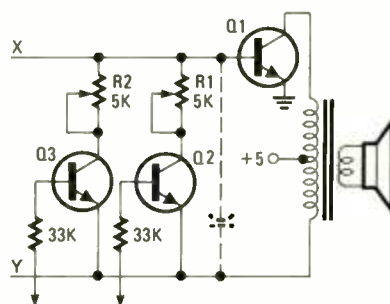


FIG. 3—TUNE MAKER CIRCUIT showing transistor on-off switches.

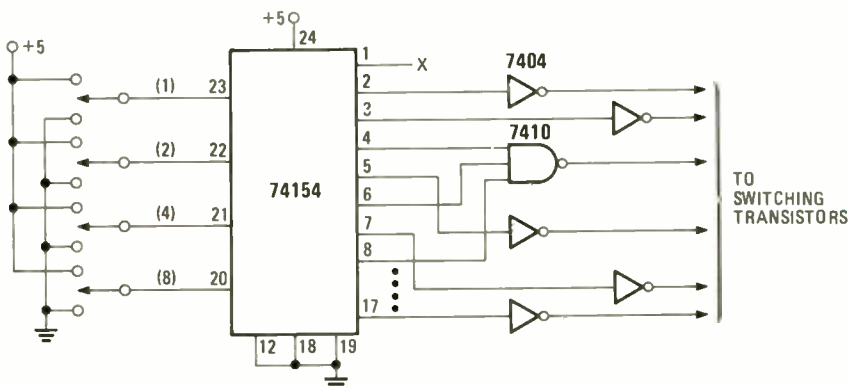


FIG. 4—TONE SELECTOR

base of the switching transistor is connected to the positive voltage, the switch is on. When the base is grounded, the switch is off.

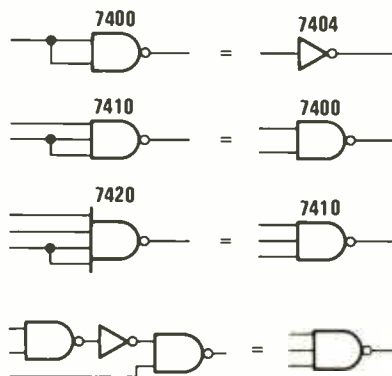
Now a strange thing happens to the circuit when Q2 and Q3 are added. First, the potentiometer values decrease. With most types of transistors at Q1, the circuit oscillates even when C1 is removed. Therefore, we draw C1 with dashed lines. (You may not need it.) Try your oscillator without using C1. You may have to put it back in (or add one across each pot). This little oscillator is both versatile and fun to experiment with.

You can add as many pots and transistor switches as you want. You need one for each note in the tune to be played. Just add these components out from points X and Y and adjust the pots for the proper tones. Choose a tune with no more than 15 notes (for reasons that are explained later).

Now you need some way to put a positive voltage on the transistor bases, one at a time. Manual switches work, but, again, adding transistor switches activates them automatically. For this task we'll use the 74154 1-of-16 data distributor described in the Hobby Corner article on an IC game roller circuit (**Radio-Electronics**, March, 1978). And if you use less than 10 notes, a 7442 can be used.

The only problem in using the 74154 is that the outputs are of opposite polarity from what you need. The selected output goes low instead of high as required by the switching transistors. This is why the inverters are used (six with each 7404 IC) shown in Fig. 4. Note that outputs 4, 6 and 8 all play the same tone through a

gate of a 7410 triple 3-input NAND gate. One gate in a 7400 repeats the same tone on two outputs, while one 7420 gate combines four outputs. Any extra gates you may have can be used for other things, as shown in Fig. 5.



AND SO ON

FIG. 5—BASIC GATE EQUIVALENCES

There are several things that you should note about the circuit in Fig. 4. First, four switches were added to the 74154 input (this, however, is only a temporary arrangement). These four switches control the 16 output lines; by using momentary switches, you can "play" any of the 15 notes with only four fingers. If you build two such setups, you can play

30 notes with eight fingers! Of course, these switches count in the binary system.

Second, you only need 7404 gates at the output if you are going to play the device this way. However, automatic play may require a combination of repeat notes depending upon the tune you select.

Third, output line 1 is not used. This means only 15 notes are available, but the output line will be necessary if you add on automatic-play control. If you are not going to add the automatic-play feature, you can put in a 16th note and raise pin 19 from ground to the positive voltage to get an off or no-sound condition.

Here are some programming suggestions: how about using the whole tune for the front door, and just part of the tune for the back door? Or perhaps you could play three notes for the quarter-hour, eight notes for the half-hour, the whole tune for three-quarters of an hour, and the tune twice for the hour?

In a future article, we'll discuss making additions to this circuit that will cause it to play automatically at the touch of a button.

Old radios, TV's, etc.

Sometimes a reader writes for help in finding a schematic and other information about an old radio or TV. Here are a

few suggestions that may help when you want to recondition or restore an old piece of gear.

First, you must completely identify the equipment. That means finding the model and serial numbers if they are still on the chassis or cabinet. If there are no identifying numbers, make a complete description of the set including the numbers and locations of the tubes. Armed with this information, you are ready to begin your search.

A local service shop may have the information you want in *Sam's Photo-facts*, in Supreme Publications manuals, or even in a Rider manual. If you live in a large city, you can probably find these publications in the public library. You can also write the manufacturer, but this may not help if the set is very old. Many have gone out of business.

Whether the set is very old or nearly new, Supreme Publications has data on almost any equipment, and a typical charge for such information is only about \$3. Just send the complete details on your set to Supreme Publications, Attn: M. N. Beitman, Box 46, Highland Park, IL 60035. If all else fails write ISCET Technical Library, there is a \$10 fee for this service or you might even become a member for an annual \$25 fee. The address is 8015 Paseo, Kansas City, Missouri. R-E

You Can Count On DAVIS!

NEW CTR-2A 500 MHz & 1 GHz COUNTERS



NOW WITH PERIOD MEASUREMENT (Optional) AND BUILT-IN PREAMP

- 8 Digit .3" LED Display
- High Stability TCXO Time Base
- Built-in VHF-UHF Prescaler & Preamp
- Period 1us to 1 sec. (optional)
- TCXO Std. ± 2 ppm
- Input Diode Protected
- 12V-DC Operation (optional)
- Oven Crystal $\pm .5$ ppm (optional)
- Selectible Gate Times .1 sec. & 1 sec.

500 MHz kit CTR-2A-500K	\$249.95
500 MHz assembled CTR-2A-500A	349.95
1 GHz kit CTR-2A-1000K	399.95
1 GHz assembled CTR-2A-1000A	549.95

OPTIONS:

(02) Oven Crystal	\$49.95
(03) .43" LED	10.00
(04) 12 V-DC	10.00
(05) 10 sec. Time Base	10.00
(06) Period Option	15.00



DAVIS ELECTRONICS
636 Sheridan Drive
Tonawanda, NY 14150
716/874-5848



CIRCLE 53 ON FREE INFORMATION CARD

EIGHT INSTRUMENTS IN ONE



Transistor Analyzer Model 212

Factory Wired & Tested—\$32.71
Easy-to-Assemble Kit—\$21.79

YOU DON'T NEED A BENCH FULL OF EQUIPMENT TO TEST TRANSISTOR RADIOS! All the facilities you need to check the transistors themselves — and the radios or other circuits in which they are used — have been ingeniously engineered into the compact, 6-inch high case of the Model 212. It's the transistor radio troubleshooter with all the features found only in more expensive units. Find defective transistors and circuit troubles speedily with a single, streamlined instrument instead of an elaborate hook-up.

Features:

Checks all transistor types — high or low power. Checks DC current gain (beta) to 200 in 3 ranges. Checks leakage. Universal test socket accepts different base configurations. Identifies unknown transistors as NPN or PNP.

Dynamic test for all transistors as signal amplifiers (oscillator check), in or out of circuit. Develops test signal for AF, IF, or RF circuits. Signal traces all circuits. Checks condition of diodes. Measures battery or other transistor-circuit power-supply voltages on 12-volt scale. No external power source needed. Measures circuit drain or other DC currents to 80 milliamperes. Supplied with three external leads for in-circuit testing and a pair of test leads for measuring voltage and current. Comes complete with instruction manual and transistor listing.

EMC, 625 Broadway, New York 12, N. Y.

Send me FREE catalog of the complete value-packed EMC line, and name of local distributor.

NAME _____ RE-1

ADDRESS _____

CITY _____ ZONE _____ STATE _____

EMC

ELECTRONIC MEASUREMENTS CORP
625 Broadway, New York, N. Y. 10011

computer corner

8085 A look at Intel's 8085 μP and the MCS-48 μP family.

WILLIAM BARDEN, JR.

INTEL CORPORATION, DESIGNERS OF THE 8008 and 8080 microprocessors, have developed two new devices. One is the Intel 8085, a microprocessor that is designed to replace the 8080A. It is a larger-scale microprocessor because it is designed to be used in applications that in some cases were only in the realm of minicomputers. The MCS-48 family of microprocessor components, on the other hand, is a minimum-configuration type of microprocessor that will be used to implement low-cost consumer and business computer products.

The 8085

The 8085 is a redesigned 8080A microprocessor. One of the weaknesses of the 8080 microprocessor was that for a basic system it required a dozen or so TTL IC's in addition to the basic CPU. The 8085 requires only a few external components to produce a viable microcomputer. Although the 8085 is not pin-compatible with the 8080, it is software-compatible *downwards*; that is, all software written for the 8080 will run on the 8085, except that which is specifically geared for an existing 8080 microcomputer system, which may differ in I/O addresses, memory cycle times, and the like in a new 8085 system.

Figure 1 shows the pinout of the 8085 microprocessor, which uses only one supply voltage, +5 volts, with the input at V_{CC} ; V_{SS} is the ground reference. The -5 VDC and +12 VDC of the 8080 are eliminated. The 8085 uses an on-chip clock generator, with only an external crystal or R-C network, whereas the 8080 uses a two-phase external clock. The basic clock speed is 3 MHz, and the basic instruction cycle is 1.3 μs , which is an improvement over the 8080's 2- μs instruction cycle.

The 8085 multiplexes the address and data outputs during the instruction cycle. Lines A15 through A8 are the address lines, as in the 8080, but lines AD7 through AD0 are used both as the lower half of the address lines and the data bus. These lines are used as the address bus during the first clock cycle of a machine cycle and as the data bus during the second and third clock cycles. Signal

ALE (Address Latch Enable) occurs during the first clock cycle to allow components to latch the address.

In the 8080, status signals needed further decoding to produce read and write signals to memory and I/O. In the 8085, these signals are provided directly by \overline{RD} ,

\overline{WR} ; and IO/\overline{M} ; the latter indicates whether the read or write is to memory or I/O. Outputs S0 and S1 provide encoded status of the bus cycle (HALT, WRITE, READ, or FETCH). The READY instruction is used similarly as with the 8080—to interface slow-speed memory or I/O devices by deferring CPU operation. Instructions HOLD and HLDA are also similar to the 8080, allowing external devices to control the CPU buses for direct-memory-access action.

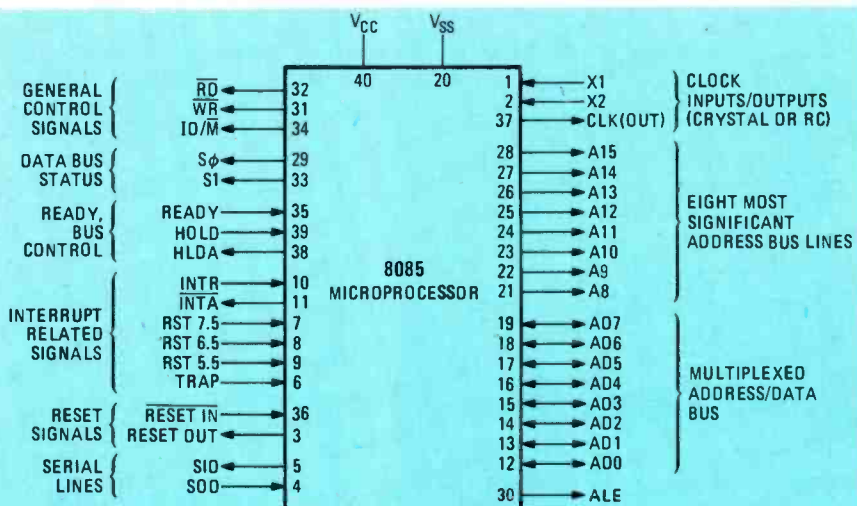


FIG. 1

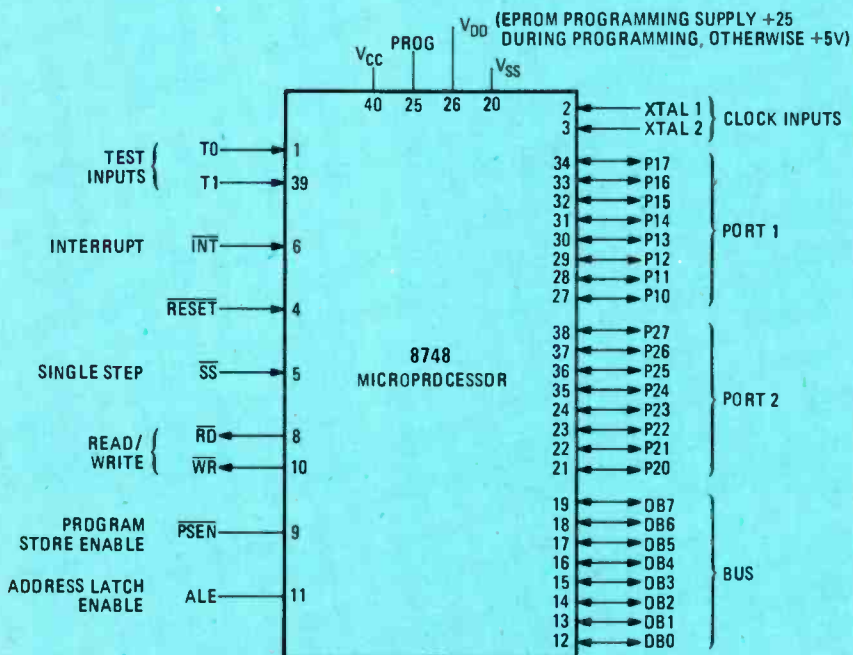


FIG. 2

Interrupt action in the 8085 is more sophisticated than in the 8080. Signals INTR (INTerrupt Request) and INTA (INTerrupt Acknowledge) are used as before, but three additional interrupt inputs, RST 5.5, RST 6.5 and RST 7.5 cause predefined internal RESTARTS (rather than an external RESTART response). In addition, a nonmaskable interrupt that cannot be disabled under program control is provided by signal TRAP. A RESET IN input is similar to the 8080's RESET input; the output RESET OUT indicates that the CPU is currently being reset.

One serial-input line and one serial-output line are provided in the 8085; the 8080 had neither. Data on the SID (Serial Input Data) line is loaded into accumulator bit 7 whenever a RIM instruction is executed. The serial-output data line can be set or reset by an SIM instruction. These two lines allow serial I/O devices such as Teletypes or audio tape cassettes to be directly interfaced to the CPU. Instructions RIM and SIM are the only two new instructions in the 8085. Internal registers within the 8085 central processor unit remain the same as in the 8080.

A dedicated function microcomputer using the 8085, a 2K-byte EPROM chip (8755), a 256-byte RAM (8155) and six discrete components can be assembled on a 4-inch by 3-inch PC board. This is quite a change from the 8080! Such a single board microcomputer can easily handle many control applications and its small size makes it easier to design into household appliances.

MCS-48 family

Speaking of computers on a chip, the microprocessors in the MCS-48 family certainly fit the description. The 8048 microprocessor IC of this family is the most elaborate of them all. The 8048 provides an 8-bit CPU, 1K-byte ROM, 64-byte RAM, 27 I/O lines (which may be programmed for input and output as required) and an 8-bit timer/event counter, all on one IC! The 8748 microprocessor is identical to the 8048 except that it contains a 1K-byte EPROM (Erasable Programmable Read-Only Memory). Other versions of these two microprocessors contain additional ROM and data (RAM) memory, or no internal memory. A low-cost version, the 8021, contains an instruction subset of the 8048 and fewer hardware features.

Let's take a brief look at the 8748 (EPROM) version. Figure 2 shows a standard 40-pin 8748 package. In this version, only a single +5-volt power supply is required. A crystal clock input is provided, although this may be an L-C network or an external clock rather than a crystal controlled clock.

Input/output port 1 (P10-P17) and I/O port 2 (P20-P27) are two 8-bit ports than can be used either as input or output

ports. Input and output on the same pin and a mixture of input and output lines on the same port is permitted. Lines DB7 through DB0 are also an 8-bit port that serves either as a latched output port or a nonlatching input port. Two additional input pins, T0 and T1, are test inputs that can be tested under program control by specific instructions. One interrupt input, INT, is implemented so that an interrupt occurs if an internal interrupt-enable flip-flop is set. Various other control signals are provided.

Figure 3 shows the architecture of the 8748. One 8-bit accumulator serves as the

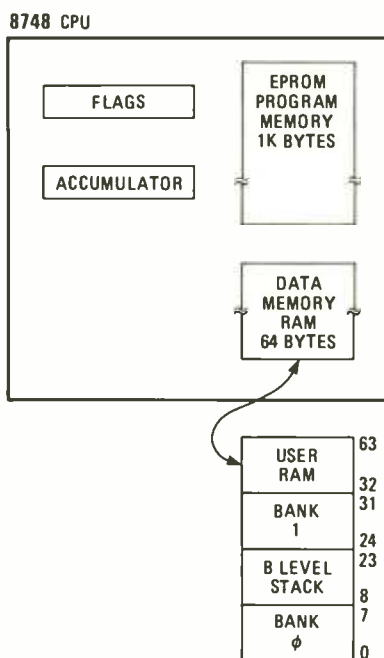


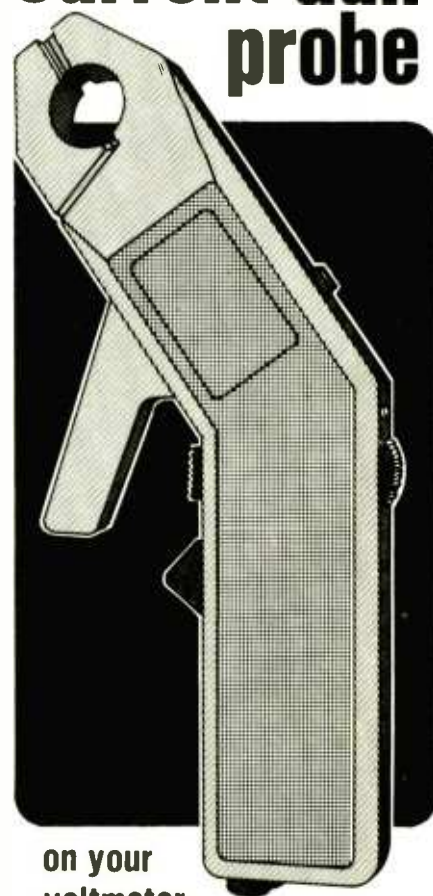
Fig. 3

main data register for arithmetic and other operations; both binary and decimal arithmetic are implemented in the CPU. Program memory of 1K bytes is provided on the resident EPROM. Locations 0, 3 and 7 of program memory are dedicated to reset, external interrupt and timer/counter interrupt processing routines, respectively. Data memory consists of 64 bytes of RAM, in which two sets of eight locations are designated bank 0 and bank 1 working registers. Either bank 0 or bank 1 can be selected under program control. When one or the other bank is selected, all registers in the bank are directly addressable by several instructions. An eight-level stack and additional user RAM comprise the remainder of the data memory.

The 8748's instructions include both 1- and 2-byte instructions plus the usual complement of arithmetic, logical, data movement, and conditional and unconditional jumps. Since 70% of the instructions are only 1 byte long, the MCS-48 microprocessors provide efficient programming within the limitations of the relatively small RAM storage and program area.

R-E

NOW! Measure dc, ac and ac-on-dc current with the F.W. Bell Current GunTM probe



on your
voltmeter,
multimeter or scope.

This new clamp-on probe lets you read from 0 to 1 kHz and from 0 to 200 A, accurately, safely, quickly. No disturbing the circuit or insulation. Clamps over conductors up to 3/4" dia.

Write for full specs today.

Fw BELL INC.[®]
A Subsidiary of
The Arnold Engineering Company

4949 Freeway Drive East Columbus, Ohio 43229
Phone: (614) 888-7501 TWX: 810-337-2851

CIRCLE 2 ON FREE INFORMATION CARD

service clinic

Don't jump to conclusions before obtaining the necessary facts.

JACK DARR, SERVICE EDITOR

A SERVICE CLINIC COLUMN APPEARED A while back containing some fairly elementary material. A reader wrote: "Why? We know all this stuff!" I wrote him back to tell him that it's a good idea to jog your memory once in a while.

This article is another memory jogger. It tells you about the easy way to diagnose troubles in TV sets, and about one of the most "common faults" technicians make in this area. A large amount of Service Clinic mail comes from technicians who know how to do the job, but are simply not using their knowledge in the right way. The common fault in too many cases is jumping to conclusions *before* you make any tests and obtain the facts.

Here's a typical example: The symptoms are a blank screen, plenty of width and height, the brightness is good, and no sound or picture. The calibrated eyeball tells us that quite a few things are OK: there's plenty of B+ voltage, a good picture tube, etc. Correct reasoning tells us that there is a fault somewhere in the *signal path*. This involves a lot of stages, starting at the tuner, the IF, detector, and video amplifier. Anything wrong in these stages can cause problems.

The first thing to do is to break these stages up into smaller sections. A good and fast way to do this is to scope the video detector output. If you see a normal signal here, the tuner, video IF and AGC are not at fault. Proceed through the video amp stages until you find where the signal stops.

If there's no signal at this point, the video stages can be eliminated as a source of problems (for now, anyway). Now, check the IF and/or tuner stages. Hook up a tuner subber to the IF input; if you get a picture, you've just eliminated the IF stage as a cause of your problem. If there's no response, you *do* have an IF problem. As usual, there are multiple causes for the same symptom. It could be caused by a fault in the IF stage, *or* it could be in the IF control voltage; the AGC (Automatic Gain Control). Here's another simple test. Override the AGC with a bias box. You can *read* the AGC voltage, but overriding it just is one step less to perform and gives you the same result. If you get a picture with the AGC

set to approximately normal (check the unit's schematic for the normal voltage, remembering that the AGC shown is a no-signal voltage or the point of maximum IF gain), then you've eliminated the IF amplifier stages, and you can now check the AGC stage.

At this point, you can take some DC voltage readings; all voltages on this AGC stage are critical. Also don't forget to scope the input for the proper video *signal*; it won't work without it. Watch out for *bias* problems in the AGC stages. If one stage is incorrect, it will not chop off the sync pulses to develop an AGC voltage.

If the problem is in the IF stages, here's a good quick check. Don't bother reading the IF signal with a demodulator probe; just read the *emitter* voltages of all IF transistors. Practically all these transistors use a small resistor (bypassed) in the emitter circuit. The DC will run about 1 to 2 volts. Find an IF transistor with zero voltage, and it is probably open. If there's far too much emitter voltage, the transistor is probably shorted. Don't overlook the emitter resistor; check it to make sure. This also works for tube-type IF stages; read the IF tube's cathode voltages.

Another area where reasoning can help is in the sync-separator stage. If you see no vertical sync and the picture slides sideways, go right to the stage that handles both syncs. Do not start checking the vertical oscillator! Scope the composite-sync waveform at the separator output. (Far too many schematics leave out this necessary stage. The typical P-P voltage runs about 50 to 60 for tube stages, and about 20 to 25 for transistor stages; these are just ballpark figures.)

A severe loss of sync amplitude at this point can cause weak *vertical* sync. The vertical sync depends on amplitude; the horizontal sync works mainly on phase, and quite a lot of sync amplitude can be lost before any horizontal instability shows up. Use your scope to check both syncs.

Checking the horizontal sync can be very tricky; you can lock the picture in, but with even the slightest movement of the horizontal hold control, away it goes.

The fact that you can stop it momentarily indicates that the horizontal oscillator stage is quite stable. This is often due to a loss of the horizontal sync to the AFC. For a definite test, pull the AFC diodes and scope the point where the sync goes in—usually at the center terminal of the diode unit. The horizontal sync is picked off the composite sync and fed through a small (50-pF) coupling capacitor (which explains why the vertical sync does not go into the horizontal sync). If this coupling capacitor is open, *or* if the PC board conductors between the capacitor and sync separator/AGC circuit are broken, this'll cause problems. Check the conductors with an ohmmeter.

If there's plenty of horizontal sync here, then the AFC diode unit is bad and should be replaced. Look out for *unbalance* in AFC diode units because this can cause some odd problems. You can check this out with an ohmmeter.

The main point is that you must always remember that there's no such thing as a symptom with only *one* possible cause. Make a mental list of all the things that could cause a problem and then patiently check 'em out one by one. You'll pin down the trouble a lot faster. Use time-saving quick-check tests such as the ones mentioned earlier; these tests can clear up or confirm trouble in a great many stages simultaneously, as for example in the IF stage.

The most important thing to remember is—*don't* jump to conclusions without any hard facts. Good luck. R-E

service questions

FLYBACK SUBSTITUTE WANTED

This National model TR-317U TV set manufactured by Matsushita has a burned flyback circuit. Since my sources just turn blue when I mention National, where can I get this part?—W. S., Den-ville, NJ.

Tracking this down calls for some part-number crossing. Matsushita manufactures Panasonic, so I checked out Sams on a TR-315, which is as close as they could get. I found a flyback circuit with a "TLF-xxxx" part number which is very close to the flyback part number you gave

me (TLF-3605-1DS) Try ordering a flyback with this number from the nearest Panasonic parts depot. The closest depot to you is: Panasonic, 50 Meadowland Parkway, Secaucus, NJ, 08094. Good luck!

COILS WITH LOOSE CORES

Louis Supek of Brunswick, OH, writes:

"If you have a coil with a loose core that won't stay tuned or falls out, try taking the core out and inserting a thin strip of masking tape inside the coil lengthwise. See if the core fits OK. If it's still too loose, place another thin strip of tape on the other side of the coil. The core will turn freely without binding.

(Thanks, Louis! This helpful hint is much appreciated.)

HIGH VOLTAGE DROPS

Everything else seems to be OK in this model CTC-31A RCA set, but the high voltage drops to where the raster goes out. I've checked the whole output circuit and found zilch.—K. P., Fitchburg, MA.

Here are a couple of hints: Pull the picture tube socket and see if the high voltage comes back. If so, check the cathode and grid voltages on the picture tube. If there is very low voltage on the picture tube cathodes, for example, this will make the grids positive, and the picture tube will pull the high voltage way down. The common cause for this: an open winding in the video peaking transformer between the video output and picture tube cathodes causes this voltage to go to 0.

(Feedback: "Thanks! Your crystal ball is working fine; the video peaking transformer was open.")

RASTER BRIGHTENS

I've got a funny problem with a Sony model KV-1910. The sound and picture are good, but the raster becomes gradually brighter from left to right; at the far right-hand edge of the screen the video wipes out completely to a brilliant white. The brightness control works, but as you turn it down, the raster is gradually wiped out from left to right. What is this?—D. L., Battle Creek, MI.

I suspect that you've got a blanking problem (along with a lot of other people!).

The schematic shows the horizontal blanking is tied to the three grids of the picture tube, fed together, through a pair of neon lights plus another light over by the flyback. These lights are not shown on the parts list, but they're probably ordinary NE-2's. Check if any of these bulbs are blackened; if so, they're probably bad. In this application, if one of these lights is aired it acts as a short and upsets the horizontal blanking. I suggest you replace them all just for luck.

R-E

HOBBYISTS! ENGINEERS! TECHNICIANS! STUDENTS!

Write and run machine language programs at home, display video graphics on your TV set and design microprocessor circuits—the very first night—even if you've never used a computer before!

ELF II featuring RCA COSMAC

microprocessor/mini-COMPUTER \$99.95



ELF II by NETRONICS
As featured in POPULAR ELECTRONICS
Shown with optional 4k Memory Board, GIANT BOARD™ & Kluge Board

Stop reading about computers and get your hands on one! With ELF II and our new *Short Course* by Tom Pittman, you can master computers in no time at all! ELF II demonstrates all 91 commands an RCA 1802 can execute and the *Short Course* quickly teaches you how to use each of the 1802's capabilities.

ELF II's video output lets you display an alphanumeric readout or graphics on any TV screen or video monitor plus enjoy the latest video games, including an exciting new target/missile gun game that was specifically developed for ELF II.

But that's not all. Once you've mastered computer fundamentals, ELF II can give you POWER with add-ons that are among the most advanced found anywhere. No wonder IEEE chapters plus hundreds of universities and major corporations have chosen the ELF II to introduce their students and personnel to microprocessor computing!

Learn The Skill That May Soon Be Far More Important Than Your College Degree!

The ability to use a computer may soon be more important to your earning power than a college degree. Without a knowledge of computers, you are always at the mercy of others when it comes to solving highly complex business, engineering, industrial and scientific problems. People who understand computers can command MONEY and to get in on the action, you must learn computers. Otherwise you'll be left behind.

ELF II Is The F-A-S-T Way To Learn Computer Fundamentals!

Regardless of how minimal your computer background is now, you can learn to program a computer in almost no time at all. That's because Netronics has developed a special *Short Course on Microprocessor And Computer Programming* in non-technical language that leads you through every one of the RCA COSMAC 1802's capabilities so you'll understand everything ELF II can do... and how to get ELF II to do it!

All 91 commands that an 1802 can execute are explained to you, step-by-step. The text, written for Netronics by Tom Pittman, is a tremendous advance over every other programming book in print.

Keyed specifically to the ELF II, it's loaded with "hands on" illustrations. When you're finished, ELF II and the 1802 will no longer hold any mysteries to you.

In fact, not only will you be able to use a personal computer creatively, you'll also be able to read magazines such as BYTE, INTERFACE, AGE, POPULAR ELECTRONICS and PERSONAL COMPUTING and understand the articles.

If you work with large computers, ELF II and our *Short Course* will help you to understand what makes them tick.

A Dynamite Package For Just \$99.95!

With ELF II, you learn to use machine language—the fundamental language of all computers. Higher level languages such

as FORTRAN and BASIC must be translated into machine language before a computer can understand them. With ELF II you build a solid foundation in computers so you'll really know what you're doing, no matter how complicated things get.

Video output also makes ELF II unique among computers selling for such a low price. Attached to your TV set, ELF II becomes a fabulous home entertainment center. It's capable of providing endless hours of fun for both adults and children of all ages! ELF II can create graphics, alphanumeric displays and fantastic video games.

No additional hardware is required to connect ELF II to your TV's video input. If you prefer to connect ELF II to your antenna terminals instead, simply use a low cost RF modulator (to order one, see coupon below).

ELF II's 5-card expansion bus (connectors not included) allows you to expand ELF II as your needs for power grows. If you're an engineer or hobbyist, you can also use ELF II as a counter, alarm, lock, thermostat, timer or telephone dialer, or for countless other applications.

ELF II Explodes Into A Giant!

Thanks to ongoing work by RCA and Netronics, ELF II add-ons are among the most advanced anywhere. Plug in the GIANT BOARD™ and you can record and play back programs, edit and debug programs, communicate with remote devices and make things happen in the outside world. Add Kluge Board to get ELF II to solve special problems such as operating a more complex alarm system or controlling a printing press. Add 4k RAM board and you can write longer programs, store more information and solve more sophisticated problems.

Expanded, ELF II is perfect for engineering, business, industrial, scientific and personal finance applications. No other small computer anywhere near ELF II's low price is backed by such an extensive research and development program.

The ELF-BUG™ Monitor is an extremely recent breakthrough that lets you debug programs with lightning speed because the key to debugging is to know what's inside the registers of the microprocessor and, instead of single stepping through your program, the ELF-BUG™ Monitor, utilizing break points, lets you display the entire contents of the registers on your TV screen at any point in your program. You find out immediately what's going on and can make any necessary changes. Programming is further simplified by displaying 24 bytes of RAM with full address, blinking cursor and auto scrolling. A must for serious programmers!

Netronics will soon be introducing the ELF II Color Graphics & Music System—more breakthroughs that ELF II owners will be the first to enjoy!

Now BASIC Makes Programming ELF II Even Easier!

Like all computers, ELF II understands only "machine language"—the language computers use to talk to each other. But, to make life easier for you, we've developed an ELF II Tiny BASIC. It talks to ELF II in machine language for you so that you can program ELF II with simple words that can be typed out on a keyboard such as PRINT, RUN and LOAD.

"Ask Now What Your Computer Can Do... But What Can It Do For YOU!"

Don't be trapped into buying a dinosaur simply because you can afford it and it's big. ELF II is more useful and more fun than "big name" computers that cost a lot more money.

With ELF II, you learn to write and run your own programs. You're never reduced to being a mere keypunch operator, working blindly with someone else's predeveloped software.

No matter what your specialty is, owning a computer which you really know how to use is sure to make you a leader. ELF II is the fastest way there is to get into computers. Order from the coupon below!

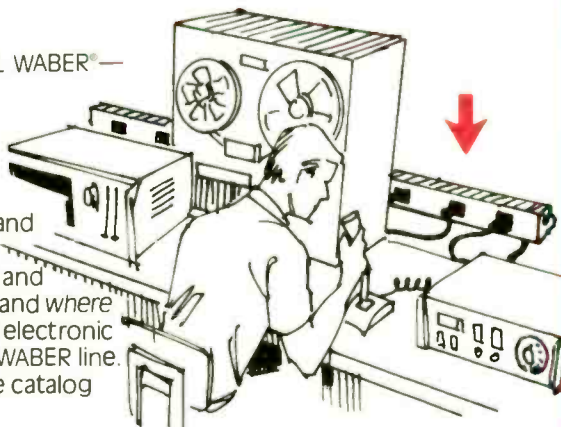
NOW AVAILABLE FOR ELF II—		SEND TODAY!	
<input type="checkbox"/> Tom Pittman's <i>Short Course On Microprocessor & Computer Programming</i> teaches you just about everything there is to know about ELF II or any RCA 1802 computer. Written in non-technical language, it's a learning breakthrough for engineers and laymen alike. \$5.00 postpaid!	<input type="checkbox"/> Deluxe metal cabinet for ASCII Keyboard. \$19.95 plus \$2.50 p&h.	<input type="checkbox"/> ELF II Tiny BASIC on cassette tape. Commands include SAVE, LOAD, GOTO, GOSUB, RETURN, END, REM, CLEAR, LIST, RUN, PLOT, PEEK, POKE. Comes fully documented and includes alphanumeric generator required to display alphanumeric characters directly on your TV screen without additional hardware. Also plays tick-tack-toe plus a drawing game that uses ELF II's hex keyboard as a joystick. 4k memory required. \$14.95 postpaid.	<input type="checkbox"/> Netronics R&D Ltd., Dept. RE-1 333 Litchfield Road, Phone New Milford, CT 06776 (203) 354-9375
<input type="checkbox"/> Kluge (Prototype) Board accepts up to 36 IC's. \$17.00 plus \$1 p&h.	<input type="checkbox"/> ELF II connects to the video input of your TV set. If you prefer to use your antenna terminals, order RF Modulator. \$8.95 postpaid.	<input type="checkbox"/> Tom Pittman's <i>Short Course on Tiny BASIC</i> for ELF II. \$5 postpaid.	<input type="checkbox"/> Yes! I want to run programs at home and have enclosed \$99.95 plus \$3 postage & handling for RCA COSMAC ELF II kit.
<input type="checkbox"/> GIANT BOARD™ kit with cassette I/O, RS 232-C/TTY I/O, 8-bit P I/O, decoders for 14 separate I/O instructions and a system monitor/editor. \$39.95 plus \$2 p&h.	<input type="checkbox"/> 4k Static RAM kit. Addressable to any 4k page to 64k. \$89.95 plus \$3 p&h.	<input type="checkbox"/> Expansion Power Supply (required when adding 4k RAM). \$34.95 plus \$2 p&h.	<input type="checkbox"/> \$4.95 for power supply (required).
<input type="checkbox"/> Gold plated 86-pin connectors (one required for each plug-in board). \$5.70 postpaid.	<input type="checkbox"/> Professional ASCII Keyboard kit with 128 ASCII upper/lower case set, 96 printable characters, onboard regulator, parity, logic selection and choice of 4 handshaking signals to mate with almost any computer. \$64.95 plus \$2 p&h.	<input type="checkbox"/> ELF-BUG™ Deluxe System Monitor on cassette tape. Allows displaying the contents of all registers on your TV at any point in your program. Also displays 24 bytes of memory with full addresses, blinking cursor and auto scrolling. A must for the serious programmer! \$14.95 postpaid.	<input type="checkbox"/> \$5 for RCA 1802 User's Manual. \$5 for <i>Short Course on Microprocessor & Computer Programming</i> .
		<input type="checkbox"/> I want mine wired and tested with power supply. RCA 1802 User's Manual and <i>Short Course</i> included for just \$149.95 plus \$3 p&h!	<input type="checkbox"/> I am also enclosing payment (including postage & handling) for the items checked at the left.
			Total Enclosed (Conn. res. add tax) \$ _____ <input type="checkbox"/> Check here if you are enclosing Money Order or Cashier's Check to expedite shipment.
			USE YOUR <input type="checkbox"/> VISA <input type="checkbox"/> Master Charge <input type="checkbox"/> Interbank # _____)
			Account # _____
			Signature _____ Exp. Date _____
			PHONE ORDERS ACCEPTED (203) 354-9375
			Print Name _____
			Address _____
			City _____
			State _____ Zip _____
			DEALER INQUIRIES INVITED

CIRCLE 13 ON FREE INFORMATION CARD

**Now you can safely plug away
without the problems of
overload or coming up short.**

SGL WABER® MULTIPLE OUTLET STRIPS

You can do it thanks to SGL WABER®—the finest quality multiple outlet strip available! There are 240 versatile models—each unit exceeds National Electrical Code standards and is safety tested. Ideal for organizing your work area and having extra outlets when and where you need them. Over 2000 electronic distributors carry the SGL WABER line. Send for your free 24 page catalog today!



SGL WABER Electric

A division of SGL INDUSTRIES, INC.
Dept. H—300 Harvard Avenue
Westville, New Jersey 08093
(609) 456-5400

SGL Waber...THE POWER SOURCE IN ELECTRICAL OUTLET STRIPS

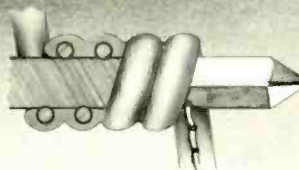
CIRCLE 37 ON FREE INFORMATION CARD

U.S. & foreign patents

SAY GOODBYE to old manual wire wrapping tools!

**NEW P184
SLIT-N-WRAP**
tool with Tefzel
wire makes
connections as
reliable as
other wrap tools.

Now you can wrap
thick insulated wire
4 TIMES FASTER
with
NO pre-cutting
NO pre-stripping
**DAISY CHAIN
RUNS.**



Insulation is slit
open before
wrapping on post,
not between
posts. No unwanted
cut-thru.

P184, with
100' of 28
gauge Tefzel
wire, \$30.00.

P184-4T with batteries and recharger, \$105.00 (includes P184).
P184-4T1 110V AC, \$105.00 (includes P184). Tefzel wire, 28 gauge, various
colors, \$4.39/100 ft. If not available locally, factory order—add \$2 handling charge.
Prices subject to change without notice.

Vector

ELECTRONIC COMPANY, INC., 12460 Gladstone Av., Sylmar, CA 91342
phone (213) 365-9661, twx 910-496-1539
571177

CIRCLE 72 ON FREE INFORMATION CARD

EQUIPMENT REPORTS

continued from page 33

the location of the white king and queen and black king and queen using the EP key. Then, force *CompuChess* to make the first move by depressing PLAY.

The well-thought-out keyboard provides a tremendous amount of versatility. You can play handicap chess by initially deleting a piece; in fact, you can delete or add any piece you want at any point during the game. You can perform a castle move by using the MD key and *CompuChess* will also handle en-passant moves.

During play, you can cancel a move after entering it, provided the PLAY key has not been depressed, by simply re-entering the move. Also during normal play, on levels 3 or 4, when *CompuChess* sees a threat to any of its more valuable pieces, it will display a flashing hyphen to indicate that it needs more time to calculate its response. If you should lose the game, *CompuChess* will notify you by displaying its final move and then flashing the display. *CompuChess* indicates a stalemate by a king move to its own position. If *CompuChess* should lose the game, it displays LOSE.

CompuChess also has a randomizing feature. If after evaluating its move, *CompuChess* determines that there are several moves of equal strategic value, it will randomly choose its move from one of these several moves. Because of this, it is almost impossible to duplicate an attack or repeat a game.

Playing a game

The best way to evaluate a device such as this is to actually play a game with it. I started a game on level 6 to see just how long the response time for this level would be.

I opened with the traditional opening of P—K4. *CompuChess* responded within 18 hours. This turned out to be the shortest response time. From here the response times varied between 2 and 4 days. The response time to the 6th move was an absolute surprise—it took between 11 and 13 days to respond.

I don't feel, however, that the long response time is a big disadvantage. As the owner's manual states, it's perhaps better to start play at level 4 and then switch to level 6 between 6 and 12 moves into the game. This should reduce the response time. And then again, not everyone would be comfortable playing a level 6 game.

I have also received a call from Data Cash Systems that they have just introduced an improved version of *CompuChess*, the newer unit is called *CompuChess, The Second Edition*. In addition to much quicker response times (level 6 now responds within 2 hours), three new game variations have been introduced along with the standard chess game. The game of Knights is similar to a standard chess game except all the pieces on the first rank are converted to knights. The pawns on the second rank remain pawns. The second new game is called the Amazon Queen. Here all the pieces remain identical as in standard chess, except the two queen pieces are given the additional capability to move like knights. The third and final new game is called Survival. This game sets up a randomized mid-game board position. The object is to play a standard chess game from this random board position and mate *CompuChess*.

CompuChess retails for \$169.95, and *The Second Edition* retails for \$209.95. **R-E**

VIDEO MOTORCYCLE GAME

continued from page 46

the start. Every time a successful jump is made the two right-hand digits are increased by 1 and another bus is added to the area between the two ramps; also, a good-jump sound is generated. The motorcycle reappears at the starting position after each jump. The cycle, score and buses are white; the ramps and track are black. For black-and-white operation, the background is gray, and in color the background is blue.

If the PRO/AM switch is in the easy mode and the MOTORCROSS select switch depressed, then the picture will be like that shown in Fig. 1-c. The cycle moves across the screen, at a rate proportional to the setting of the throttle, as the throttle is advanced from its low-speed setting. No speed shifting exists in this game. As in the Drag Race game, the object of the game is to transverse the three track segments in the minimum amount of time. On each track segment though, there is a blockade. The operator must do a "wheelie" in order to cross over this obstacle.

In the PRO mode, two obstacles per track are displayed; see Fig. 1-d for a typical screen image. The game otherwise functions as the amateur mode did. Again, the cycle, rider, score and block-

continued on page 76

HOLD IT!


Anywhere you want it.

PanaVise tilts, turns, rotates. One quick turn of the control knob and you securely position your work exactly where you want it. Holds firmly but gently the most delicate electronic parts and P. C. boards.


Whether you're into building home electronics, trouble shooting, or professional servicing... you'll wonder how you got along without this modestly priced 'extra hand.'

Model 396 Wide Opening PanaVise shown. An ingenious variety of other interchangeable bases, holders and accessories also available. See your electronics distributor, or write for FREE brochure.

PANA VISE® Dept. CE2
2850 29th St., Long Beach, CA 90806



CIRCLE 46 ON FREE INFORMATION CARD



the **ULTIMATE** in
CHEAP VIDEO
BOOK & KIT
ONLY \$42.95

Don Lancaster's "Cheap Video" concept allows almost unlimited options, including:

- * Scrolling: Full performance cursor.
- * Line/Character formats of 16/32, 24/80, 32/64... or almost anything.
- * Graphics - up to 256 X 256 B&W; 96 X 128 COLOR (requires low-cost option modules)
- * Works with 6502, 6800 and other micros.

SPECIAL OFFER: Buy the Kit (upper case alpha-numeric option included) & get the Book at 1/2 price.

PAIA ELECTRONICS 1020 W. WILSHIRE BLVD., OKLAHOMA CITY, OK 73116

I'm Sold. PLEASE RUSH... () SEND FREE CATALOG
() TVT-65g Kit & Cheap Video Cookbook \$42.95
() TVT-65g Kit only (book required for assembly) - \$39.95

name: _____
address: _____
city: _____ state: _____ zip: _____

PAIA ELECTRONICS DEPT. F-8 1020 W. WILSHIRE BLVD., OKLAHOMA CITY, OK 73116

CIRCLE 68 ON FREE INFORMATION CARD

"My father built this Schober Organ for me!"

You'd be proud to buy her an organ this good... but how would you feel if you'd also built it? It's a special kind of satisfaction. The gift of a lifetime of magnificent music, crafted with your own hands!

And you can do it! You need no prior electronic or mechanical abilities. Just the capacity to follow instructions. Every step is clearly detailed, every component is supplied. You'll find the assembly process as enjoyable as the music which follows!

And what music! For this is a truly fine instrument you will build. Far superior to most

"ready-made" organs... easily comparable to others at twice the price. Kit costs range from \$650 to \$2850 for all basic components, and you can purchase it in sections to spread costs out... or have two-year time payments.

When you've completed the basic organ, Schober offers a full complement of accessories... plus complete organ playing courses! People have been building Schober Electronic Organs for their daughters, sons, wives, husbands... for themselves... for 20 years now. Join the thousands of delighted Schober people.

You can have all the details, without cost or obligation. Just send the coupon for the fascinating Schober color catalog (or enclose \$1 for a record that lets you hear as well as see the quality of Schober). Why not clip it right now, before you forget?



The **Schober** Organ Corp., Dept. RE-182
43 West 61st Street, New York, N.Y. 10023

- ☐ Please send me Schober Organ Catalog.
☐ Enclosed please find \$1.00 for 12-inch L.P. record of Schober Organ music.

NAME _____
ADDRESS _____
CITY _____ STATE _____ ZIP _____

CIRCLE 26 ON FREE INFORMATION CARD

Train with NTS for the MicroComputers, digital the first name



The world of electronics is daily becoming more challenging. Technology is growing more specialized, and the importance of digital systems increases every day. Test instruments, home entertainment units and industrial control systems are all going digital. And now, NTS training programs include a wider choice of solid-state and digital equipment than ever before offered in any home study course: Advanced NTS/Heath digital color TV (25" diagonal with optional programming capability), NTS/Heath microcomputer, digital test equipment, digital stereo receiver (70 watts per channel), NTS compu-trainer, plus much more state-of-the-art equipment to make your training exciting and relevant.

The equipment you receive with NTS training programs is selected to provide you with a solid

background in electronic systems. Kits and lessons are designed to work together to demonstrate electronic principles and applications. The kit-building not only shows you how electronic hardware functions, but how various circuit designs accomplish different purposes. Your lessons guide you through any number of experiments associated with many projects. This is the Project-Method, and it works. Step-by-step, you learn how and why digital electronics has become a part of our world, and the even bigger role it is sure to play in the future.

Whether you are looking for training in Consumer, Commercial, or Industrial electronics, NTS offers fourteen courses, some basic, many advanced, in several areas of electronics. An all-new full-color NTS catalog shows you what each course covers,

electronics of the future.

systems and more...from
in home study.

Test Instruments

Digital Color TV

Basic Electronics

Simulated TV Reception

and every piece of equipment included.

Send for it today, and see for yourself what's really happening in electronics training technology at NTS. Find out how much has changed, and what new directions the field is taking. You'll probably want to be a part of it.

It's free. Just mail the card or coupon. Today.

**NO OBLIGATION. NO SALESMAN WILL CALL.
APPROVED FOR VETERAN TRAINING.**

NATIONAL TECHNICAL SCHOOLS

TECHNICAL-TRADE TRAINING SINCE 1905
Resident and Home-Study Schools
4000 South Figueroa St., Los Angeles, Calif. 90037

NATIONAL TECHNICAL SCHOOLS Dept. 206-019
4000 South Figueroa Street, Los Angeles, California 90037

Please send FREE Color Catalog and Sample Lesson.

- ☐ Color TV Servicing
- ☐ B & W TV and Radio Servicing
- ☐ FCC License Course
- ☐ Electronic Communications
- ☐ Electronics Technology
- ☐ Audio Electronics Servicing
- ☐ Digital Electronics
- ☐ MicroComputers/MicroProcessors

Name _____

Address _____

Apartment Number _____ Age _____

City _____

State _____ Zip _____

- ☐ Check If interested in G.I. Bill information.
- ☐ Check if interested ONLY in classroom training in Los Angeles.

FREE! EDMUND SCIENTIFIC CATALOG

Explore Astronomy, Biofeedback, Computers, Health, Lasers, Magnets, Microscopes, Optics, Photography, Weather... Over 4,000

Fascinating Items,
More Than 160
Colorful Pages...
The Exciting,
FREE
Edmund
Catalog!



38
Years of
Service!

No. 108
Edmund Scientific Co. 1979

☐ Yes! Rush me your FREE Catalog so that I can explore Edmund's World of Science.

Name _____

Address _____

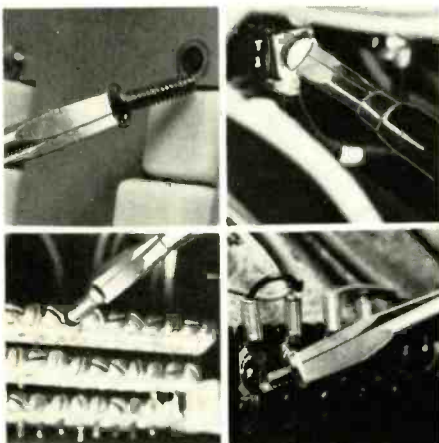
City _____

State _____ Zip _____

Clip and Mail Coupon Today to:

Edmund Scientific Co., EH02
Edscorp Bldg., Barrington, N.J. 08007

**Use Quick Wedge to repair
a control panel, hook up a power
monitor, connect a power
supply, install a motor starter**



**They do all that ordinary
screwdrivers do, PLUS they
hold and start the screw**



QUICK-WEDGE

17 sizes

Screw-holding screwdrivers

Unconditionally guaranteed.

BUY A SET TODAY

See your dealer or write to:
Kedman Company, P.O. Box 25667,
Salt Lake City, Utah 84125

CIRCLE 18 ON FREE INFORMATION CARD

stereo products

*More information on new products is available from
manufacturers of items identified by a Free Information
number. Free Information Card is inside back cover.*

PEAK POWER INDICATOR, model PPI-400, can be used to monitor peak audio power across power-amp and receiver loudspeakers, and to verify loudspeaker phasing and channel balance as well as monitor any musical amplifier. The device provides an accuracy of ± 0.5 dB with a



CIRCLE 103 ON FREE INFORMATION CARD

frequency response of 20 Hz to 20 kHz and a minimum 10,000-ohm input impedance. Unit's 6-position selector switch permits 18 different combinations of power levels and speaker impedances. Instantaneous peak-responding green, yellow and red LED's are calibrated from 0 dB to -30 dB in 8 steps for each stereo channel. Optional walnut cabinet is available. Price: \$129.95.—Lectrotech, Inc., 5810 N. Western Ave., Chicago, IL 60609.

POWER AMPLIFIER, model 300DC, features low TIM (Transient Intermodulation Distortion), a fast slew rate, wide bandwidth and low distortion. It is rated at a minimum RMS of 150 watts-per-channel into 8 ohms, 20-Hz-20 kHz at no more than 0.03% THD. The power transformer has two



CIRCLE 104 ON FREE INFORMATION CARD

secondaries providing independent power for the two channels, and meter range switching provides accurate VU meter readings. Suggested retail price: \$629.95.—Marantz Co., Inc., 20525 Nordhoff St., Chatsworth, CA 91311.

DIRECT-DRIVE TURNTABLE, model 621, is an automatic start-stop turntable with an electronic DC motor regulated by digital circuitry. The wow and flutter is rated at less than $\pm 0.03\%$ and rumble better than 70 dB. The tone arm is mounted in a 4-point gimbal, with the counterbal-



CIRCLE 105 ON FREE INFORMATION CARD

ance containing two anti-resonance filters. Other features include 10% pitch control, illuminated strobe, continuous repeat, damped cueing; anti-skate feature is calibrated for all stylus types. Including base and cover, the *model 621* sells for \$299.95. A manual start/automatic shutoff *model 604* is also available for \$259.95.—United Audio Products, 120 S. Columbus Ave., Mt. Vernon, NY 10553.

ERROR-NULLING POWER AMPLIFIER, model Stasis I, is a single-channel audio amplifier that uses feed-forward error-nulling. The amplifier has a rated power output of 175 watts into 8 ohms, 20 Hz-20 kHz; 300 watts into 4 ohms, 20 Hz-2 kHz with less than .002% THD; a maximum slew rate



CIRCLE 106 ON FREE INFORMATION CARD

of 100 volts-per- μ s; a frequency bandwidth of +0 dB, -3 dB, 0.01 Hz-250 kHz. Other features include peak-vs.-average output display from +2 dB to -24 dB; on-off switch; and panel displays such as logic-on, amplifier-on, differential waveforms, etc. The *model Stasis I* measures 19.5 D X 5.25 H X 17-inches W. Suggested retail price: \$2500.—Threshold Corp., 1832 Tribute Rd., Sacramento, CA 95815.

MOVING-COIL CARTRIDGE & TONE ARM, model 10X and model DV-505. The *model 10X* is the latest in the Dynavector line of cartridges (manufactured in Japan) and provides a 2-mV output



CIRCLE 107 ON FREE INFORMATION CARD

level, eliminating the need for a preamp or step-up transformer. The unit contains 2 separate 200-turn copper-alloy coils, 11.5 microns in diameter. The *model DV-505* tone arm is a bi-axis inertia-controlled balanced tone arm with a vertical subarm useful for tracking warped records. Prices: the *model 10X* cartridge, \$120; the *model DV-505* tone arm, approximately \$600.—ESS Special Products, Box 15889, Sacramento, CA 95813.

R-E

Digital Auto Clock Or Elapsed Time Indicator! Highly Accurate • Attractive Aqua Blue Digital Display

ONLY
\$19.95



Crystal oscillator control gives this digital clock an accuracy of ± 1 min. per month! Solid state design makes the clock immune to vibration and engine's electrical noise. Operates from 12 VDC power source; ideal for boats, cars, or RV's. Reset feature includes fast or slow modes or return to "Zero" (12:00) for convenient measure of elapsed time. Displays hours and minutes, or seconds, with automatic brightness control. Attractive functional design with aqua blue display, sturdy case, chrome-finish bezel. Easily mounted on or under dash, mounting hardware included.

Order yours now! Use your Master Charge or Visa or send \$19.95 (For delivery in Texas add sales tax). Canada: Add \$1.00 shipping. Foreign: Add \$5.00 air mail.

sabtronics INTERNATIONAL INC.
13426 FLOYD CIRCLE • DALLAS, TEXAS 75243 USA • 214/783-0994

INTERNATIONAL FM-2400CH

FREQUENCY METER FOR TESTING MOBILE TRANSMITTERS AND RECEIVERS

• Portable • Solid State • Rechargeable Batteries

The FM-2400CH provides an accurate frequency standard for testing and adjustment of mobile transmitters and receivers at predetermined frequencies.

The FM-2400CH with its extended range covers 25 to 1000 MHz.

The frequencies can be those of the radio frequency channels of operation and/or the intermediate frequencies of the receiver between 5 MHz and 40 MHz.

Frequency stability: $\pm .0005\%$ from $+50^\circ$ to $+104^\circ\text{F}$.

Frequency stability with built-in thermometer and temperature corrected charts: $\pm .00025\%$ from $+25^\circ$ to $+125^\circ$ (.000125% special 450 MHz crystals available).

- Tests Predetermined Frequencies 25 to 1000 MHz
- Extended Range Covers 950 MHz Band
- Pin Diode Attenuator for Full Range Coverage as Signal Generator
- Measures FM Deviation

FM-2400CH (meter only) Cat. No. 035320	\$595.00
RF crystals (with temperature correction)	24.90 ea.
RF crystals (less temperature correction)	18.90 ea.
IF crystals	catalog price

Write for catalog



INTERNATIONAL CRYSTAL MFG. CO., INC.
10 North Lee / Oklahoma City, Okla. 73102

CIRCLE 67 ON FREE INFORMATION CARD



Clever Kleps

Test probes designed by your needs — Push to seize, push to release (all Kleps spring loaded).

- Kleps 10.** Boathook clamp grips wires, lugs, terminals. Accepts banana plug or bare wire lead. 4 3/4" long. \$1.59
- Kleps 20.** Same, but 7" long. \$1.69
- Kleps 30.** Completely flexible. Forked-tongue gripper. Accepts banana plug or bare lead. 6" long. \$1.99
- Kleps 40.** Completely flexible. 3-segment automatic collet firmly grips wire ends, PC-board terminals, connector pins. Accepts banana plug or plain wire. 6 1/4" long. \$2.89
- Kleps 1.** Economy Kleps for light line work (not lab quality). Meshing claws. 4 1/2" long. \$1.09
- Prof 10.** Versatile test prod. Solder connection. Molded phenolic. Doubles as scribing tool. "Bunch" pin fits banana jack. Phone tip. 5 1/2" long. \$.99

All in red or black - specify. (Add 50¢ postage and handling). Write for complete catalog of - test probes, plugs, sockets, connectors, earphones, headsets, miniature components.



RYE INDUSTRIES INC.
126 Spencer Place, Mamaroneck, N.Y. 10543
In Canada: Rye Industries (Canada) Ltd.

CIRCLE 27 ON FREE INFORMATION CARD

VIDEO MOTORCYCLE GAME

continued from page 69

ades are white; the track is black. The background is gray for black-and-white operation and green on a color set.

The fourth game, Enduro, in the amateur mode appears like the image seen in Fig. 1-e. As with Motorcross the first two segments contain obstacles; the third segment resembles the Stunt Cycle game in that it contains buses and ramps. For the first two tracks "wheelies" are required to pass the blockades. Before entering the third track the throttle must be adjusted to perform the required jump across the buses. In the professional mode, two additional obstacles are added (see Fig. 1-f).

How it works

The main section is the AY-3-8760 LSI integrated circuit. Section two is a 3.58-MHz crystal clock source. The next section is a set of controls; four game select pushbuttons, one SPST mode select switch, and a 50- to 250-kHz oscillator used as the throttle control. Section four is the power supply—12 volts AC is converted to about 6 volts DC. The next section is the video output summing network. The last block is the audio amplifier.

The throttle oscillator is formed by using an LM555 timer. The frequency is set by the control potentiometer; the

output is applied to pin 18 of the AY-3-8760 via a CMOS inverter.

The 1/4-watt audio amplifier is formed from a MC1306P monolithic complementary power preamplifier/amplifier. An 8-16-ohm speaker is driven at the output of this section. A volume control trimmer pot can be adjusted for the desired volume level.

The black video (ramps, track and composite blanking) is summed to the white video (motorcycle, rider, buses, score and obstacles) along with the sync pulses. The color A and B outputs (pins 24 and 25, respectively) are pulled-up to $V_{cc} + 5$ volts, then summed together using 20-pF capacitors and fed into the resistor network. The intensity of the white video is reduced when no motion exists on the screen (the game has not been initiated). This will reduce the possibility of the TV screen being burned if the game is left on for extended periods of time. This feature is provided by R11, C11, D1 and CMOS inverter IC2-a. The output of the summing network should be fed directly to a video monitor or to a TV set through an RF modulator.

The power supply takes 12 volts AC from the power transformer secondary and develops the 6-volt DC V_{cc} supply. Four 1-ampere rectifiers are used in a full-wave bridge. A raised-ground 5-volt linear three-terminal IC voltage regulator is used. One volt is developed across

ground resistor R2. Capacitor filtering is used at the input and output of the regulator.

Construction

Before beginning construction you must decide on a method of assembly and wiring—either wire-wrap or a printed circuit. If you select the latter, you can use the foil pattern in Fig. 3.

After etching and drilling your board (or purchasing the board listed in the parts list) begin wiring by installing the five jumpers shown on Fig. 4.

The next step is to install the resistors and capacitors. Also the IC sockets if you elect to use them. Install and solder in the five diodes and the regulator IC. Be sure diode polarity is correct before soldering.

You are now ready to wire the PC board to the switches, control pot and power transformers. After making these connections, apply power to the board and check the voltage at the supply pins of IC1-IC4. If it is lower than 6 or higher than 7 volts, readjust the values of R1 and R2 to obtain the desired voltage.

Now install the IC's and the circuit should be ready for use. If problems arise, use regular troubleshooting techniques to find and correct them. I'm sure you'll have a great deal of fun and excitement with this advanced single-player video game.

R-E

Our new test equipment catalog. Free!

With this catalog you can browse through one of the nation's largest electronics warehouses, packed floor to ceiling with the finest test instruments. Everything from probes to dual trace scopes; and everything at sensational savings made possible only by mail order selling. Volume pricing on orders over \$500 gives you even greater

savings. Every item is backed by a big brand name. Shipment is prompt from stock, always freight prepaid and there never is a handling charge on orders over \$200. Write today for the big free catalog of the big brands that offers you the big savings.



NORTH AMERICAN ELECTRONICS Dept. RE-179
1468 West 25th Street
Cleveland, Ohio 44113
Yes! Send me your big catalog.

Name _____
Address _____
City _____ State _____ Zip _____

CIRCLE 42 ON FREE INFORMATION CARD

THE BIG PLUS + Graphic Equalizer

ASSEMBLED
\$189.95

KIT
\$99.95



LOADED with Quality Features!

- Stereo . . . Eleven Bands Per Channel • Extremely Low Noise & Distortion • LED Peak Indicators • Center Detent ("flat") sliders • Built-in "record" Switching • Line and Microphone Level Inputs/Outputs • Regulated Power Supply • Fully Guaranteed • Horizontal or Vertical Cabinets • Kit or Fully Assembled • Plus Much, Much More!

Absolutely equals or exceeds overall performance and features of any graphic equalizer made today!

AARON-GAVIN INSTRUMENTS, INC.

17231 Corla Avenue Tustin, California 92680

Yes! I've enclosed \$ _____; RUSH me: ☐ cabinet ☐ send brochure
_____ assembled equalizers at \$189.95, p.p.d. ☐ Horizontal (flat) ☐ Vertical (up-right)
_____ unassembled equalizer kits at \$99.95, p.p.d.
California residents include 6% sales tax Visa & Master Charge orders accepted
Name _____ Card No. _____
Address _____ Exp. Date _____ Bank No. _____
City _____ State _____ Zip _____

Dealer inquiries invited

new products

More information on new products is available from manufacturers of items identified by a Free Information number. Free Information Card is inside back cover.

DUAL-TRACE OSCILLOSCOPE, model PM3262, is a 100-MHz, 5-mV (2 mV at 35 MHz) general-purpose instrument designed for many sophisticated lab, computer, telecommunications, and bench and field applications. The unit features an alternate timebase capability that shows both main and delayed timebase displays together across entire screen width; a third channel allows simultaneous viewing of trigger signals. Other features include composite triggering to permit stable display of asynchronous signals; 250-MHz triggering capability; extended X-Y display; cold switching that allows electrical (not mechanical) connections between front-panel controls and internal circuitry. Triggering mode and input controls are pushbutton-selectable. Power consumption is 45 watts. The model PM3262 measures



CIRCLE 114 ON FREE INFORMATION CARD

12.5 X 6.1 X 16.2 inches and weighs 21.1 lb. Price: \$2345.—**Philips Test & Measuring Instruments, Inc.**, 85 McKee Dr., Mahwah, NJ 07430.

COMPUTER PHONE DIALER, Keymemco, fully assembled or in kit form, is a solid-state plug-in device that can be connected to any type phone without couplers. The unit holds 15 preset phone numbers (each up to 15 digits) and can hold the last manually dialed number in memory for recall. Touch-tone pad allows manual dialing of unpro-




CIRCLE 115 ON FREE INFORMATION CARD

grammed numbers. Unit can be installed via direct-wire coupling; piggyback jack permits plugging both dialer and phone in one outlet. Power is supplied either by 4 NiCad batteries or 11-volt AC/DC adapter from 110 volts, 60 Hz.

Optional speaker and volume control are available. Prices: Kit, \$129; assembled, \$220.—**Chung Long Electronics Corp.**, P.O. Box 18732, Seattle, WA 98118.

EXTENSION CABLE KITS, Sylvania *Check-A-Board* model KZ-2 and model KRX-5, are designed to troubleshoot Zenith and RCA solid-state TV sets without removing chassis from set. Kits consist of cables made of stranded multi-colored wire (color-differentiated for proper



CIRCLE 116 ON FREE INFORMATION CARD

orientation) with female connectors (for TV modules) and mating chassis connectors, plus plated-alloy conductors on glass-fiber PC boards. Suggested retail prices: model KZ-2 (Zenith) \$49.50; model KRX-5 (RCA) \$54.50.—**General Telephone & Electronics Corp.**, 1 Stamford Forum, Stamford, CT 06904.

3-HOLE LIGHTER OUTLET BOX, model 1140, mounts under-dash and plugs into vehicle's lighter outlet. Unit accepts three 12-volt devices, such as a CB transceiver, scanner, radar detector, tape deck, etc.; all three devices can be used



CIRCLE 117 ON FREE INFORMATION CARD

simultaneously (maximum current draw, 10 amp). Comes with mounting bracket, and sells for a suggested retail price of \$13.95.—**Gold Line**, 992 Danbury Rd., Georgetown, CT 06829.

PHONE PLUGS AND JACKS. A broad line of phone jacks, enclosed phone jacks and matching plugs is available. The line ranges from micro-miniature to thick-panel size, either two- or three-conductor and open- or closed-circuit format.—**National Tel-Tronics**, State Road Hill, Meadville, PA 16335.

CIRCLE 118 ON FREE INFORMATION CARD

FREE SWTH CATALOG

Audio—Computers
Instruments
Kits & Assembled

COMPUTER PRODUCTS CATALOGUE



Southwest Technical Products Corporation
219 W. RHAPSODY
SAN ANTONIO, TEXAS 78216

CIRCLE 71 ON FREE INFORMATION CARD

Try this exciting new hobby! Build your own electronic concert organ. It's easy. No technical knowledge required. Just follow the clearly pictured instructions of the famous Wersi do-it-yourself system. Choose from seven different models. Send \$2.00 (refundable) with coupon for colorful 104 page catalog.

WERSI



Wersi Electronics, Inc.
Dept. 42,
1720 Hempstead Road
Lancaster, PA 17601

Enclosed is \$2.00 for my copy of your 104 page catalog.

Name _____
Address _____
City _____ State _____ Zip _____

CIRCLE 16 ON FREE INFORMATION CARD

The world of electronics gee-wizardry



-YOURS FREE.

32-pages of test instruments—from the latest digital multimeters to the famous EICO scopes. Security systems. Automotive and hobbyist products. Kits and assembled. EICO quality. EICO value. For FREE catalog, check reader service card or send 75¢ for first class mail.

EICO® 108 New South Road
Hicksville, N.Y. 11801

CIRCLE 55 ON FREE INFORMATION CARD

Radio-Electronics® is available in MICROFILM

UNIVERSITY MICROFILMS
300 N. Zeeb Road
Ann Arbor, Michigan 48106

and

MICROFICHE

MICROCARD EDITIONS
A Division of
Information Handling Services
P.O. Box 1154
Englewood, Colorado 80110

BELL & HOWELL CO.
Micro Photo Division
Old Mansfield Road
Wooster, Ohio 44691
Attn.: Mr. Splers

Please write
for complete information

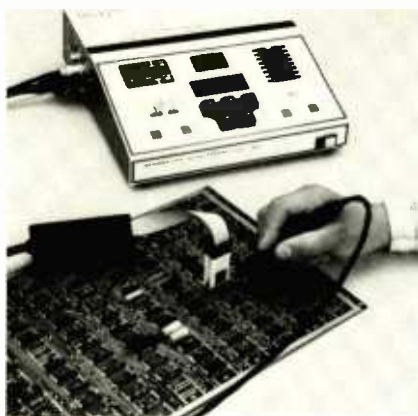
computer products

More information on new products is available from manufacturers of items identified by a Free Information number. Free Information Card is inside back cover.

HIGH-SPEED LOGIC TROUBLESHOOTER, model 5700B Scanmaster, is designed for in-circuit testing of digital IC's; front-panel pushbuttons let you probe pins, and a switch selects five logic families. Other features include a built-in dual-threshold logic state analyzer; 3½-digit display; a DVM (useful also for measuring DC voltages in analog circuits); and a universal logic pulser. The

\$150.—**Processor Technology Corp.**, 7100 Johnson Industrial Drive, Pleasanton, CA 94566.


GENERAL-PURPOSE BREADBOARD, model 4607 Plugbord, permits convenient assembly of custom circuits for Heath H-11 and DEC LSI-11, PDP-8 and PDP-11 computers. The *model 4607* (measuring 8.430 X 5.187 X 0.062 inches) has etched contacts spaced to fit dual 36 pin connectors and contact terminations labeled to fit DEC nomenclature. The 0.042-inch-diameter holes on



CIRCLE 119 ON FREE INFORMATION CARD


unit can be interfaced with an oscilloscope, frequency counter, or other test instruments. Price: \$1295.—**Information Scan Technology**, 1725 Rogers Ave., San Jose, CA 95112.

COMPUTER PRINTER INTERFACES, Sol Hytype I and Hytype II, are designed to increase card-copy capability of the Sol computer. *Hytype I* mounts inside Sol *Diablo Series 1200* printer;



CIRCLE 120 ON FREE INFORMATION CARD

Hytype II interface works with *Diablo Series 1300* printer. Both include fully assembled, tested and etched PC board, software, cables and mounting hardware. Driver software on CUTS cassette is included together with a source listing. Suggested retail price for *Hytype I* and *Hytype II*,



CIRCLE 121 ON FREE INFORMATION CARD

0.1-inch centers allows unrestricted placement of discrete components or DIP sockets.

The boards are made of copper-clad blue epoxy glass with solder-plated pads and gold/nickel-plated edge connectors. The *model 4607 Plugbord* sells for \$15.95 each in quantities of 1 to 4; from 5 to 9 quantities, \$14.36; quantities over 10, \$12.76.—**Vector Electronic Co., Inc.**, 12460 Gladstone Ave., Sylmar, CA 91342.

FLOPPY DISC SYSTEM, Disk II, is designed for the Apple II personal computer. System provides rapid access to programs and data, and the DOS software uses standard BASIC. The *Disk II* con-



CIRCLE 122 ON FREE INFORMATION CARD

sists of an interface card and one or two mini-floppy drives and offers full 116K-bytes-per-diskette in soft-sectored format. Complete bootstrap in ROM and operating system in RAM provide full disc capability for systems with as little as 16K bytes; can load and store files, and allow random and sequential data access. System can be driven solely from Apple II power supply. Price: \$495 (includes card and *Disk II* drive).—**Apple Computer, Inc.**, 10260 Bandy Drive, Cupertino, CA 95014.

market center

CLASSIFIED COMMERCIAL RATE (for firms or individuals offering commercial products or services). **\$1.50 per word** (no charge for zip code) . . . minimum 15 words.

NONCOMMERCIAL RATE (for individuals who want to buy or sell personal items) **85¢ per word** . . . no minimum.

ONLY FIRST WORD AND NAME set in bold caps. Additional bold face (not available as all caps) at 10¢ per word. Payment must accompany all ads except those placed by accredited advertising agencies. 5% discount for 6 issues, 10% for 12 issues within one year, if paid in advance. All copy subject to publisher's approval. Advertisements using P.O. Box address will not be accepted until advertiser supplies publisher with permanent address and phone number. Copy to be in our hands on the 26th of the third month preceding the date of the issue (i.e., August issue closes May 26). When normal closing date falls on Saturday, Sunday or a holiday, issue closes on preceding working day.

FOR SALE

FREE catalog (anglais). IC's, semi's. **CORONET ELECTRONICS**, 649A Notre Dame W., Montreal, Que. Canada, H3C 1H8. US inquiries.

BLITZ ZOINK ZATT: UNSCRAMBLE these fascinating police communications with our **CODE-BREAKER** and keep informed. Tunes all scramble frequencies, works with all scanners, and is factory built and guaranteed. **\$34.95PP. UNSCRAMBLER KIT:** Latest Technology, 2 1/2" X 2 1/2" X 1/2"-inch, complete instructions, only \$19.95PP. Thousands of satisfied customers. Catalog \$04. Order from **KRYSTAL KITS**, BOX 445, BENTONVILLE, ARK. 72712. COD orders. 501-273-5340.

RADIO & TV tubes 36¢ each. One year guaranteed. Plus many unusual electronic bargains. Free catalog. **CORNELL**, 4217-E University, San Diego, Calif. 92105

PRINTED CIRCUIT

Positive Acting Photo Resist; Carbide bits; Bubble etchers; Artwork; Epoxy Glass Boards.

Send stamp & address label for flyer
TRUMBULL
833 Balra Dr., El Cerrito, CA 94530

A **CARD** player's dream. 25¢ to **LANGEN**, Box 191-CB, Downsview, Ont M3M 3A3

Big CATALOG
Write for Your
Free Copy



7808 N. 27th Avenue
Phoenix, Arizona 85021
(602) 995-9362

TRI-TEK
Incorporated

NAME brand test equipment. Up to 50% discount. Free catalog and price list. **SALEN ELECTRONICS**, P.O. Box 82, Skokie, IL 60076

SPEAKER INFORMATION KIT

Get 70 pages of speaker facts, specs, construction tips plus info on our raw speakers, crossovers and a line of 9 quality hi-fi speaker system kits. We'll send you our **full-color catalog**; plus **How to Hook Up Your System**, an exhaustive step-by-step treatise on hi-fi system installation; and our **Speaker Operating Manual**, chock full of facts on how to get the most from any speaker system, for Free. Even if you don't buy from us we want you to have the facts. That's how we got to be the world's largest manufacturer of speaker kits.

Send to:
Speakerlab, Dept. RE-K
735 N. Northlake
Seattle, WA 98103

ELECTRONIC test equipment, components. Free catalog. **E. FRENCH**, Box 249, Aurora, IL 60507

NO-ETCH

Duplicate or make additions to, modifications of Any Etched Board. Ideal for point-to-point or wire wrap breadboards. Complete set of (3) tools IP6003 \$25.00 ppd. Write for free brochure, as covered in the July Radio-Electronics. A.F. Stahler Co., P.O. Box 354R, Cupertino, CA 95014—(408) 252-4219.



NEW, adjustable, three-output, regulated power supply, plus 900 parts worth over \$400.00 in complete cartrivision television recorder electronics assembly. Documentation included. Perfect for microprocessor and all electronic applications. \$16.95 plus \$4.50 S&H. Master Charge, VISA. Free brochure. **MADISON ELECTRONICS**, 369, Madison, AL 35758. Satisfaction guaranteed. 205-837-6658, Res.

Burglar - Fire - Smoke Alarm Catalog

• Billions of dollars lost annually due to lack of protective warning alarms.

FREE CATALOG Shows you how to protect your home, business and person. Wholesale prices. Do-it-yourself. Free engineering service.



Burdex Security Co.

Box 82802 RE-019 Lincoln, Ne. 68501

RECORDS-TAPES! Discounts to 73%; all labels; no purchase obligations; newsletter; discount dividend certificates; 100% guarantees. Free details. **DISCOUNT MUSIC CLUB**, 650 Main St., Dept. 3-0179, New Rochelle, NY 10801



BIG SCREEN OSCILLOSCOPE

Converted from ANY Size TV Set...

Hams, Technicians, Hobbyists. Broadcasters. Minor, inexpensive changes convert TV set to super sensitive testing device. No electronic experience needed. Follow clear cut plans. Fully illustrated. Use in workshop, lab, school, etc. Any size screen. Any size TV set.

Complete Set of Plans \$4.

(INCL. 50¢ FOR POST & HANDLING!)

MILCO IND., DEPT. 00-3 BOX 91, KOSSE, TX 76653

STAMP collectors. Fine sets of no-gum unused Canadian postage stamps. More than \$2 face value only \$1 US funds plus SASE. Quantities limited. **G. STECKLER**, 24 Straw La., Hicksville, NY 11801

FREE KIT Catalog

STOP! Take a minute & let us send our latest kit catalog. If you like, send us the name & address of a friend who may also be interested and we'll include to you our booklet "How to build electronic thermometer".

contains
TEST & EXPERIMENTER'S EQUIP.

DAGE SCIENTIFIC INSTRUMENTS
BOX 1054R LIVERMORE CA 94550

DX CB SWL: Computerized list: geographic, compass bearings, distances from your location to US, world cities, SW stations. \$2.00. **BENCH-MARK**, Box 385-R1, Providence, UT 84332

YOUR PHONE CALLS ON TAPE

Record incoming and outgoing calls automatically with this all solid state unit connected to your telephone jack and tape recorder. Starts recording when phone is lifted. Stops when you hang up, making a permanent record. Easily installed. No extra monthly phone charges. FCC APPROVED. 2-1/4 x 1-3/4 x 3-4



\$24.50*

VOX

VOICE ACTIVATED CONTROL SWITCH

Self contained solid state. Excellent adjustable sensitivity. Recorder activated by voices or other sounds. Uses recorder mike or remote mike. Great for home, business, etc.



\$24.95*

FCC APPROVED

AMAZING ELECTRONIC MICRO MINI MIKE



Among world's smallest, solid state, self contained **WIRELESS MIKE**. Mercury Bat. turn. Picks up most sounds and transmits without wires up to 300 ft. thru FM Radio. Tuneable. Use as mike, amp., alarm & alert system, baby sitter, hot line, etc. (*Plus \$1.00 Pstg. & Hdg.) Money back guarantee. California residents add tax. Free data. Mail order Visa, M/C, Cod's o.k. Quantity discount available. **AMC Sales**, Dept. 19, 9335 Lubec St., Box 928, Downey, Calif. 90241. Phone (213) 869-8519

\$18.95*
2-1/4 x 3/4 x 1/2

CIRCUIT boards from camera-ready artwork. Quantity discounts. Free details. **CM CIRCUITS**, 22 Maple Avenue, Lackawanna, NY 14218

PICTURE TUBE MACHINE
We buy and sell NEW and USED CRT rebuilding machinery. COMPLETE TRAINING. Buy with CONFIDENCE from the ORIGINAL MFG.

For complete details send name, address, zip to:
LAKEVIEW INDUSTRIES
4071 N. Elston Avenue
Chicago, Ill. 60618
Phone: 312-583-6565



TEST equipment catalog listing used Tektronix, HP and GR equipment at bargain prices. Price \$1.00 refundable with first order. **PTI**, Box 8699, White Bear Lake, MN 55110

TASCO offers reliable TV antenna system components below wholesale prices. Write for our **FREE 32 page catalog** full of great surplus bargains. Such bargains as:

F-59—17¢
F-56—20¢
75-300 ohm Transformer ACU-1—.95¢
MS-2 2-Way Splitter—\$2.95
MS-4 4-Way Splitter—\$4.95

TEXAS ANTENNA SUPPLY CO.
P.O. BOX 30143
HOUSTON, TEXAS 77009

CAR STOLEN CAR CAN BE LOCATED

PROTECT AUTOMOBILE, BOAT, TRAILER, AIRPLANE, HOME & OFFICE. Make a FOOL PROOF silent radio alarm by using your Battery, Transmitter, Switches & Receiver (not included). Attach to NEW INVENTION! "LOCK IN CONTROL" Easy, simple installation. INTRODUCTORY OFFER \$29.95 with MONEY BACK GUARANTEE when returned in 15 days. Print NAME & ADDRESS. Send check or MONEY ORDER, 5% tax CA. We will send you a LOCK IN CONTROL with PLANS. FREE INFORMATION. **FOWLER ALARMS**, P.O. Box 64466 RE-1, Los Angeles, CA. 90064

© Fowler Alarms 1978

TAPE DISCOUNTS

Minimum order 10 tapes



AMPEX

CASSETTES	
Grand Master C-60	2.99
Grand Master C-90	3.99
C-45 Plus	1.39
C-60 Plus	1.39
C-90 Plus	1.59
C-120 Plus	2.69

8 TRACK	
Grand Master 45 BT	2.99
Grand Master 90 BT	3.69
Plus 45 BT	1.29
Plus 90 BT	1.49



CASSETTES	
C-60 Performance	1.10
C-90 Performance	1.99
C-120 Performance	2.99
C-90 Studio	2.99
C-90 PRO II OR III	3.39

8-TRACK	
45 BT Performance	1.89
64 BT Performance	2.19
90 BT Performance	2.39

OUR BRAND C-90 CASSETTES, 3 for \$1.59.
40 Min 8TR CART. - 99c ea.

LIFETIME PRODUCT GUARANTEE!

ORDER NOW! Orders shipped within 1-3 days.
Please add \$2.00 for shipping and handling per
order. N.Y.S. Res. add sales tax. NO COD'S.
FREE CATALOG!

CONSUMERS CO.

P.O. Box 550 Dept. RE-11

Mt. Vernon, N.Y. 10551 Phone (914) 664-2909

CIRCLE 34 ON FREE INFORMATION CARD

ELECTRONIC EQUIPMENT HOTLINE is a classified advertising newsletter for professional, industrial, and surplus electronic equipment. Subscriptions \$6/year, ads 50c/word. P.O. Box 4768, Dept. RE, Panorama City, CA 91412

TELEPHONE LISTENING DEVICE

Record telephone conversations in your office or home. Connects between any cassette or tape recorder and your telephone or telephone line. Starts automatically when phone is answered. Records both sides of conversation. Stops recorder when phone is hung up. Call (305) 725-1000 or send \$18.95 + \$1.00 shipping to USI Corp., P.O. Box RE-2052, Melbourne, Fla. 32901, COD's accept. Approx. 1 cu. inch. Quantity discounts available. For catalog of transmitters, voice scramblers and other specialty items, enclose \$2.00.

PLANS & KITS

LINEAR AMPLIFIER: Ham only 2-30 MHz, 100 watt, solid-state. **FREQUENCY COUNTER:** 300 MHz, miniportable/mobile, memory! **VOX-COMPRESSOR:** Splatter-free modulation booster. Construction plans \$3.00 each. All \$7.50! Many others, catalog with order. **PANAXIS PRODUCTIONS**, Box 130-F1, Paradise, CA 95969

SCANNER users—Build many useful accessories. Free kit catalog. **CAPRI ELECTRONICS**, Route 1R1, Canon, GA 30520

AMPLIFIER kits: Low TIM, Class A, Bi-FET circuitry. Free 60-page manual. **MOONLIGHTER ELECTRONICS**, 117 Inverness, San Francisco, CA 94132

AMAZING ELECTRONIC PROJECTS AND PRODUCTS:

Lasers Super Powered, Burning, Cutting, Rifle, Pistol. Pocket. See in Dark—Shotgun Directional Mike—Unscramblers—Giant Tesla—Stunwand—TV Disrupter—Energy Producing, Surveillance, Detection, Electrifying, Ultrasonic, CB, Auto and Mech. Devices, Hundreds More—All New Plus INFO UNLTD PARTS SERVICE. Catalog \$1. Information Unlimited, Dept. R8 Box 716 Amherst, N.H. 03031.

Have regular medical check-ups.

American Heart Association

We're Fighting For Your Life



ELECTRONIC KEYBOARDS FOR HOME ORGANS AND SYNTHESIZERS, FROM \$75.00. SEND FOR FREE BROCHURE.

Pratt, Read & Co., Ivoryton, Connecticut 06442

Please send free Electronic Keyboard brochure to:

Name

Street Address

City

State

Zip

CIRCLE 15 ON FREE INFORMATION CARD

UNIVERSAL 4Kx8 MEMORY BOARD KIT

\$69.95

32 2102-1 fully buffered, 16 address lines, on board decoding for any 4 of 64 pages, standard 4 pin buss, may be used with F-8 & KIM

EXPANDABLE F8 CPU BOARD KIT

\$99.00

featuring Fairbit PSU 1K of static ram, RS 232 interface, documentation, 64 BYTE register

C/MOS (DIODE CLAMPED)

4001	18	4019	37	4049	35	74C73	.45
4002	18	4020	90	4050	35	74C74	.45
4006	95	4021	90	4053	110	74C83	1.15
4007	18	4022	90	4055	125	74C86	.40
4009	37	4023	18	4066	70	74C93	.75
4010	37	4024	75	4071	18	74C151	1.40
4011	18	4025	18	4076	97	74C160	1.05
4012	18	4027	37	4520	70	74C161	1.05
4013	29	4028	80	74C00	22	74C174	1.05
4014	75	4029	95	74C02	27	74C175	1.05
4015	75	4030	33	74C04	24	74C193	1.20
4016	29	4035	97	74C08	22	74C901	.45
4017	90	4042	65	74C10	27	74C902	.48
4018	90	4046	125	74C42	85	74C914	1.70

1488	5322	INTERACE	1.40	2714	4C	STATIC RAM	1488	5.80
1489	5323	INTERACE	1.25	4116				1.99
2709	14	STATE STATIC SR	1.40	5200	2108	4K	DYN RAM	1.30
2709	14	STATE STATIC SR	1.40	7490	6000			1.30
2710	14	STATE STATIC SR	1.40	7490	6000			1.30
2711	14	STATE STATIC SR	1.40	7490	6000			1.30
2712	14	STATE STATIC SR	1.40	7490	6000			1.30
2713	14	STATE STATIC SR	1.40	7490	6000			1.30
2714	14	STATE STATIC SR	1.40	7490	6000			1.30
2715	14	STATE STATIC SR	1.40	7490	6000			1.30
2716	14	STATE STATIC SR	1.40	7490	6000			1.30
2717	14	STATE STATIC SR	1.40	7490	6000			1.30
2718	14	STATE STATIC SR	1.40	7490	6000			1.30
2719	14	STATE STATIC SR	1.40	7490	6000			1.30
2720	14	STATE STATIC SR	1.40	7490	6000			1.30
2721	14	STATE STATIC SR	1.40	7490	6000			1.30
2722	14	STATE STATIC SR	1.40	7490	6000			1.30
2723	14	STATE STATIC SR	1.40	7490	6000			1.30
2724	14	STATE STATIC SR	1.40	7490	6000			1.30
2725	14	STATE STATIC SR	1.40	7490	6000			1.30
2726	14	STATE STATIC SR	1.40	7490	6000			1.30
2727	14	STATE STATIC SR	1.40	7490	6000			1.30
2728	14	STATE STATIC SR	1.40	7490	6000			1.30
2729	14	STATE STATIC SR	1.40	7490	6000			1.30
2730	14	STATE STATIC SR	1.40	7490	6000			1.30
2731	14	STATE STATIC SR	1.40	7490	6000			1.30
2732	14	STATE STATIC SR	1.40	7490	6000			1.30
2733	14	STATE STATIC SR	1.40	7490	6000			1.30
2734	14	STATE STATIC SR	1.40	7490	6000			1.30
2735	14	STATE STATIC SR	1.40	7490	6000			1.30
2736	14	STATE STATIC SR	1.40	7490	6000			1.30
2737	14	STATE STATIC SR	1.40	7490	6000			1.30
2738	14	STATE STATIC SR	1.40	7490	6000			1.30
2739	14	STATE STATIC SR	1.40	7490	6000			1.30
2740	14	STATE STATIC SR	1.40	7490	6000			1.30
2741	14	STATE STATIC SR	1.40	7490	6000			1.30
2742	14	STATE STATIC SR	1.40	7490	6000			1.30
2743	14	STATE STATIC SR	1.40	7490	6000			1.30
2744	14	STATE STATIC SR	1.40	7490	6000			1.30
2745	14	STATE STATIC SR	1.40	7490	6000			1.30
2746	14	STATE STATIC SR	1.40	7490	6000			1.30
2747	14	STATE STATIC SR	1.40	7490	6000			1.30
2748	14	STATE STATIC SR	1.40	7490	6000			1.30
2749	14	STATE STATIC SR	1.40	7490	6000			1.30
2750	14	STATE STATIC SR	1.40	7490	6000			1.30
2751	14	STATE STATIC SR	1.40	7490	6000			1.30
2752	14	STATE STATIC SR	1.40	7490	6000			1.30
2753	14	STATE STATIC SR	1.40	7490	6000			1.30
2754	14	STATE STATIC SR	1.40	7490	6000			1.30
2755	14	STATE STATIC SR	1.40	7490	6000			1.30
2756	14	STATE STATIC SR	1.40	7490	6000			1.30
2757	14	STATE STATIC SR	1.40	7490	6000			1.30
2758	14	STATE STATIC SR	1.40	7490	6000			1.30
2759	14	STATE STATIC SR	1.40	7490	6000			1.30
2760	14	STATE STATIC SR	1.40	7490	6000			1.30
2761	14	STATE STATIC SR	1.40	7490	6000			1.30
2762	14	STATE STATIC SR	1.40	7490	6000			1.30
2763	14	STATE STATIC SR	1.40	7490	6000			1.30
2764	14	STATE STATIC SR	1.40	7490	6000			1.30
2765	14	STATE STATIC SR	1.40	7490	6000			1.30
2766	14	STATE STATIC SR	1.40	7490	6000			1.30
2767	14	STATE STATIC SR	1.40	7490	6000			1.30
2768	14	STATE STATIC SR	1.40	7490	6000			1.30
2769	14	STATE STATIC SR	1.40	7490	6000			1.30
2770	14	STATE STATIC SR	1.40	7490	6000			1.30
2771	14	STATE STATIC SR	1.40	7490	6000			1.30
2772	14	STATE STATIC SR	1.40	7490	6000			1.30
2773	14	STATE STATIC SR	1.40	7490	6000			1.30
2774	14	STATE STATIC SR	1.40	7490	6000			1.30
2775	14	STATE STATIC SR	1.40	7490	6000			1.30
2776	14	STATE STATIC SR	1.40	7490	6000			1.30
2777	14	STATE STATIC SR	1.40	7490	6000			1.30
2778	14	STATE STATIC SR	1.40	7490	6000			1.30
2779	14	STATE STATIC SR	1.40	7490	6000			1.30
2780	14	STATE STATIC SR	1.40	7490	6000			1.30
2781	14	STATE STATIC SR	1.40	7490	6000			1.30
2782	14	STATE STATIC SR	1.40	7490	6000			1.30
2783	14	STATE STATIC SR	1.40	7490	6000			1.30
2784	14	STATE STATIC SR	1.40	7490	6000			1.30
2785	14	STATE STATIC SR	1.40	7490	6000			1.30
2786	14	STATE STATIC SR	1.40	7490	6000			1.30
2787	14	STATE STATIC SR	1.40	7490	6000			1.30
2788	14	STATE STATIC SR	1.40	7490	6000			1.30
2789	14	STATE STATIC SR	1.40	7490	6000			1.30
2790	14	STATE STATIC SR	1.40	7490	6000			1.30
2791	14	STATE STATIC SR	1.40	7490	6000			1.30
2792	14	STATE STATIC SR	1.40	7490	6000			1.30
2793	14	STATE STATIC SR	1.40	7490	6000			1.30
2794	14	STATE STATIC SR	1.40	7490	6000			1.30
2795	14	STATE STATIC SR	1.40	7490	6000			1.30
2796	14	STATE STATIC SR	1.40	7490	6000			1.30
2797	14	STATE STATIC SR	1.40	7490	6000			1.30
2798	14	STATE STATIC SR	1.40	7490	6000			1.30
2799	14	STATE STATIC SR	1.40	7490	6000			1.30
2800	14	STATE STATIC SR	1.40	7490	6000			1.30
2801	14	STATE STATIC SR	1.40	7490	6000			1.30
2802	14	STATE STATIC SR	1.40	7490	6000			1.30
2803	14	STATE STATIC SR	1.40	7490	6000			1.30
2804	14	STATE STATIC SR	1.40	7490	6000			1.30
2805	14	STATE STATIC SR	1.40	7490	6000			1.30
2806	14	STATE STATIC SR	1.40	7490	6000			1.30
2807	14	STATE STATIC SR	1.40	7490	6000			1.30
2808	14	STATE STATIC SR	1.40	7490	6000			1.30
2809	14	STATE STATIC SR	1.40	7490	6000			1.30
2810	14	STATE STATIC SR	1.40	7490	6000			1.30
2811	14	STATE STATIC SR	1.40	7490	6000			1.30
2812	14	STATE STATIC SR	1.40	7490	6000			1.30
2813	14	STATE STATIC SR	1.40	7490	6000			1.30
2814	14	STATE STATIC SR	1.40	7490	6000			1.30
2815	14	STATE STATIC SR	1.40	7490	6000			1.30
2816	14	STATE STATIC SR	1.40	7490	6000			1.30
2817	14	STATE STATIC SR	1.40	7490	6000			1.30
2818	14	STATE STATIC SR	1.40	7490	6000			1.30
2819	14	STATE STATIC SR	1.40	7490	6000			1.30
2820	14	STATE STATIC SR	1.40	7490	6000			1.30
2821	14	STATE STATIC SR	1.40	7490	6000			1.30
2822	14	STATE STATIC SR	1.40	7490	6000			1.30
2823	14	STATE STATIC SR	1.40	7490	6000			1.30
2824	14	STATE STATIC SR	1.40	7490	6000			1.30
2825	14	STATE STATIC SR	1.40	7490	6000			1.30
2826	14	STATE STATIC SR	1.40	7490	6000			1.30
2827	14	STATE STATIC SR	1.40	7490	6000			1.30
2828	14	STATE STATIC SR	1.40	7490	6000			1.30
2829	14	STATE STATIC SR	1.40	7490	6000			1.30
2830	14	STATE STATIC SR	1.40	7490	6000			1.30
2831	14	STATE STATIC SR	1.40	7490	6000			1.30
2832	14	STATE STATIC SR	1.40	7490	6000			1.30
2833	14	STATE STATIC SR	1.40	7490	6000			1.30
2834	14	STATE STATIC SR	1.40	7490	6000			1.30
2835	14	STATE STATIC SR	1.40	7490	6000			1.30
2836	14	STATE STATIC SR	1.40	7490	6000			1.30
2837	14	STATE STATIC SR	1.40	7490	6000			1.30
2838	14	STATE STATIC SR	1.40	7490	6000			1.30
2839	14	STATE STATIC SR	1.40	7490	6000			1.30
2840	14	STATE STATIC SR	1.40	7490	6000			1.30
2841	14	STATE STATIC SR	1.40	7490	6000			1.30
2842	14	STATE STATIC SR	1.40	7490	6000			1.30
2843	14	STATE STATIC SR	1.40	7490	6000			1.30
2844	14	STATE STATIC SR	1.40	7490	6000			1.30
2845	14	STATE STATIC SR	1.40	7490	6000			1.30
2846	14	STATE STATIC SR	1.40	7490	6000			1.30
2847	14	STATE STATIC SR	1.40	7490	6000			1.30
2848	14	STATE STATIC SR	1.40	7490	6000			1.30
2849	14	STATE STATIC SR	1.40	7490	6000			1.30
2850	14	STATE STATIC SR	1.40	7490	6000			1.30
2851	14	STATE STATIC SR	1.40	7490	6000			1.30
2852	14	STATE STATIC SR	1.40	7490	6000			1.30
2853	14	STATE STATIC SR	1.40	7490	6000			1.30
2854	14	STATE STATIC SR	1.40	7490	6000			1.30
2855	14	STATE STATIC SR	1.40	7490	6000			1.30
2856	14	STATE STATIC SR	1.40	7490	6000			1.30
2857	14	STATE STATIC SR	1.40	7490	6000			1.30
2858	14	STATE STATIC SR	1.40	7490	6000			1.30
2859	14	STATE STATIC SR	1.40	7490	6000			1.30
2860	14	STATE STATIC SR	1.40	7490	6000			1.30
2861	14	STATE STATIC SR	1.40	7490	6000			1.30
2862	14	STATE STATIC SR	1.40	7490	6000			1.30
2863	14	STATE STATIC SR	1.40	7490	6000			1.30
2864	14	STATE STATIC SR	1.40	7490	6000			1.30
2865	14	STATE STATIC SR	1.40	7490	6000			1.30
2866	14	STATE STATIC SR	1.40	7490	6000			1.30
2867	14	STATE STATIC SR	1.40	7490	6000			1.30
2868	14	STATE STATIC SR	1.40	7490	6000			1.30
2869	14	STATE STATIC SR	1.40	7490	6000			1.30
2870	14	STATE STATIC SR	1.40	7490	6000			1.30
2871	14	STATE STATIC SR	1.40	7490	6000			1.30
2872	14	STATE STATIC SR	1.40	7490	6000			1.30
2873	14	STATE STATIC SR	1.40	7490	6000			1.30
2874	14	STATE STATIC SR	1.40	7490	6000			1.30
2875	14	STATE STATIC SR	1.40	7490	6000			1.30
2876	14	STATE STATIC SR	1.40	7490	6000			1.30
2877	14	STATE STATIC SR	1.40	7490	6000			

AMERICA'S LARGEST SUPPLIER

of ORIGINAL Japanese Semi-Conductors

for CB, TV and Stereo Repair

We carry only genuine replacement parts

TYPE	25-UP	10-24	1-9	TYPE	25-UP	10-24	1-9	TYPE	25-UP	10-24	1-9	TYPE	25-UP	10-24	1-9
2SA 102	.20	.27	.30	2SC 696	1.00	1.20	1.30	2SD 234	.60	.70	.80	TA 7205P	1.60	1.80	2.00
2SA 234	.45	.53	.59	2SC 710	.20	.27	.30	2SD 235	.60	.70	.80	TA 7310P	1.30	1.45	1.60
2SA 473	.45	.53	.59	2SC 711	.20	.27	.30	2SD 261	.35	.40	.45	TBA 810SH	1.90	2.10	2.40
2SA 484	1.50	1.75	1.95	2SC 730	3.00	3.20	3.40	2SD 287	2.50	2.70	2.90	TC 5080P	5.00	5.20	5.80
2SA 495	.30	.35	.40	2SC 732	.20	.27	.30	2SD 313	.60	.70	.80	TC 5081P	3.00	3.20	3.40
2SA 497	1.00	1.20	1.30	2SC 735	.20	.27	.30	2SD 315	.60	.70	.80	TC 5082P	3.40	3.55	3.90
2SA 509	.30	.35	.40	2SC 756	1.50	1.80	2.00	2SD 325	.60	.70	.80	UHC 002	4.20	4.40	4.90
2SA 561	.30	.35	.40	2SC 756A	1.50	1.80	2.00	2SD 427	1.80	2.00	2.25	UHC 004	4.20	4.40	4.90
2SA 562	.30	.35	.40	2SC 781	1.90	2.10	2.40	2SD 525	.90	1.10	1.20	UHC 005	4.20	4.40	4.90
2SA 564A	.20	.27	.30	2SC 784	.30	.35	.40	2SD 526	.60	.70	.80	UPC 20C	2.10	2.50	2.80
2SA 634	.40	.45	.50	2SC 799	2.00	2.20	2.50	FET				UPC 563	1.90	2.10	2.40
2SA 643	.30	.40	.45	2SC 828	.20	.27	.30					UPC 575C2	1.30	1.45	1.60
2SA 673	.35	.40	.45	2SC 839	.30	.35	.40	UPC 576	1.90	2.10	2.40	UPC 592HZ	.70	.80	.90
2SA 678	.35	.40	.45	2SC 867	3.20	3.40	3.70	2SK 19BL	.45	.55	.60	UPC 1001	1.90	2.10	2.40
2SA 682	.80	.90	1.00	2SC 867A	3.20	3.40	3.70	2SK 23	.70	.80	.90	UPC 1008C	4.20	4.40	4.90
2SA 683	.30	.35	.40	2SC 897	2.00	2.20	2.50	2SK 30	.40	.45	.50	UPC 1020H	1.90	2.10	2.40
2SA 684	.35	.40	.45	2SC 930	.20	.27	.30	2SK 33	.60	.70	.80	UPC 1025H	1.90	2.10	2.40
2SA 695	.40	.53	.59	2SC 945	.20	.27	.30	2SK 55	.60	.70	.80	UPC 1154	2.00	2.20	2.50
2SA 699A	.50	.64	.70	2SC 983	.50	.64	.70	3SK 22Y	1.40	1.60	1.80	UPC 1155	2.00	2.20	2.50
2SA 706	.85	1.00	1.10	2SC 959	1.10	1.20	1.30	3SK 39	.90	1.10	1.20	UPC 1156	1.90	2.10	2.40
2SA 719	.30	.35	.40	2SC 1000BL	.35	.40	.45	3SK 40	.90	1.10	1.20	UPC 1430S	3.00	3.20	3.40
2SA 720	.30	.35	.40	2SC 1014	.50	.64	.70	3SK 41	1.30	1.45	1.60	UPD 861	8.00	8.40	9.50
2SA 733	.20	.27	.30	2SC 1018	.60	.70	.80	3SK 45	1.30	1.45	1.60	UPD 857	8.00	8.40	9.50
2SA 747	4.20	4.40	4.90	2SC 1030C	1.80	2.10	2.40	3SK 48	3.40	3.55	3.90	UPD 858	6.00	6.30	7.00
2SA 818	.70	.80	.90	2SC 1061	.70	.80	.90	3SK 49	1.30	1.45	1.60	PLL 01A	3.00	4.20	4.60
2SA 841	.20	.27	.30	2SC 1079	3.40	3.55	3.90	IC				PLL 02A	5.00	5.30	5.90
2SB				2SC 1096	.45	.55	.60					AN 214Q	1.30	1.70	1.90
				2SC 1098	.50	.64	.70	AN 239	4.20	4.40	4.90	DIODES			
2SB 22	.30	.35	.40	2SC 1111	2.10	2.50	2.80	AN 247	2.50	2.70	3.00				
2SB 54	.20	.27	.30	2SC 1124	.80	.90	1.00	AN 274	1.50	1.75	1.95	1S 332	.35	.40	.45
2SB 75	.35	.40	.45	2SC 1172B	3.20	3.60	3.95	AN 313	3.00	3.20	3.40	1S 953	.16	.18	.20
2SB 175	.20	.27	.30	2SC 1173	.50	.55	.60	AN 315	1.80	2.00	2.25	1S 1007	.35	.40	.45
2SB 186	.20	.27	.30	2SC 1226	.50	.55	.60	BA 511A	1.80	2.00	2.25	1S 1209	.35	.40	.45
2SB 324	.30	.35	.40	2SC 1226A	.50	.55	.60	BA 521	1.90	2.10	2.40	1S 1211	.35	.40	.45
2SB 337	.70	.80	.90	2SC 1239	2.20	2.70	2.90	HA 1151	1.50	1.75	1.95	1S 1555	.20	.22	.25
2SB 405	.30	.35	.40	2SC 1306	1.30	1.45	1.60	HA 1156	1.60	1.80	2.00	1S 1588	.20	.22	.25
2SB 407	.80	.90	1.00	2SC 1307	1.90	2.10	2.40	HA 1306W	2.00	2.20	2.50	1S 1885	.16	.18	.20
2SB 434	.80	.90	1.00	2SC 1318	.35	.40	.45	HA 1322	2.50	2.70	3.00	1S 2076	.20	.22	.25
2SB 435	.90	1.10	1.20	2SC 1383	.30	.35	.40	HA 1339	2.50	2.70	3.00	1S 2093	.35	.40	.45
2SB 463	.90	1.10	1.20	2SC 1419	.60	.70	.80	HA 1366	2.50	2.70	2.90	1S 2473	.16	.18	.20
2SB 473	.80	.90	1.00	2SC 1675	.20	.27	.30	HA 1366W	2.50	2.70	2.90	1N 34	.12	.13	.15
2SB 474	.70	.80	.90	2SC 1678	1.10	1.25	1.40	HA 1366WR	2.50	2.70	2.90	1N 60	.12	.13	.15
2SB 492	.60	.70	.80	2SC 1728	.70	.80	.90	LA 4031P	1.80	2.00	2.25	10D 1	.30	.35	.40
2SB 507	.80	.90	1.00	2SC 1730	.45	.53	.59	LA 4032P	1.80	2.00	2.25	10D 10	.45	.55	.60
2SB 528D	.70	.80	.90	2SC 1760	.70	.80	.90	LA 4400	1.90	2.10	2.40	V06B	.30	.35	.40
2SB 595	1.10	1.40	1.50	2SC 1816	1.50	1.75	1.95	LA 4400Y	2.00	2.20	2.50	ZENERS			
2SB 596	1.10	1.40	1.50	2SC 1856	.50	.64	.70	LA 4420	2.00	2.20	2.50				
2SC				2SC 1908	.30	.35	.40	M51513L	2.00	2.20	2.50	WZ 075	.20	.22	.25
				2SC 1909	1.80	2.00	2.25	STK 011	3.80	4.00	4.40	WZ 080	.20	.22	.25
2SC 281	.30	.35	.40	2SC 1945	4.50	5.00	5.60	STK 013	7.60	8.00	8.80	WZ 120	.20	.22	.25
2SC 372	.20	.27	.30	2SC 1957	.60	.70	.80	STK 015	4.20	4.40	4.90	WZ 180	.20	.22	.25
2SC 373	.20	.27	.30	2SC 1970	2.10	2.50	2.80	STK 435	4.50	5.00	5.60	MISC.			
2SC 380	.20	.27	.30	2SC 1978	5.40	6.00	6.60	TA 7045M	2.00	2.20	2.50				
2SC 394	.20	.27	.30	2SC 2028	.50	.64	.70	TA 7060P	.70	.80	.90	78LOS	.90	1.00	1.10
2SC 458	.20	.27	.30	2SC 2029	1.50	1.80	2.00	TA 7061P	.90	1.10	1.20	MPS 031	1.50	1.70	1.90
2SC 495	.45	.55	.60	2SC 2076	.50	.64	.70	TA 7062P	1.10	1.25	1.40				
2SC 509	.35	.40	.45	2SC 2091	.90	1.10	1.20	TA 7089P	2.00	2.20	2.50				
2SC 515A	.80	.90	1.00	2SC 2092	1.80	2.00	2.25	TA 7202P	2.50	2.70	2.90				
2SC 517	2.50	2.70	3.00	2SC 2166	1.40	1.60	1.80	TA 7203P	2.50	2.70	2.90				
2SC 535	.30	.35	.40	2SD				TA 7204P	2.00	2.20	2.50				
2SC 634A	.35	.40	.45					2SD 72	50	64	70				

Minimum order \$5.00. Add \$1.00 postage and handling. Ask for our complete price list when ordering. Overseas buyers, Manufacturers, Distributors or Dealer orders welcome. All parts are guaranteed against factory defects for one year. C.O.D. orders are welcome. 48-hour delivery.

ORDER TOLL FREE

EAST
Nationwide 800-543-1607
Ohio 800-582-1630
Mon-Fri 10:00 to 7:00 • Saturday 10:00 to 5:00
P.O. Box 40325 • Cincinnati, Ohio 45240

WEST
Nationwide 800-543-1642
California (Call Collect) 213-533-1221
Mon-Fri 9:00 to 5:00 • Sat. 9:00 to 3:00
P.O. Box 3375 • Torrance, California 90510

Telex: 21-4732
Fuji-Svea®

CIRCLE 60 ON FREE INFORMATION CARD

www.americanradiohistory.com

CFR Associates, Inc.

Newton, N.H. 03858

VOLTAGE CONTROLLED SINEWAVE OSCILLATOR **800kHz** w/line & cosine outputs. 10V P-P out, 10 Hz to over 15kHz. Needs 2 15VDC @ 20mA. Offers 1V/octave response, within 1%. Ultra low distortion. Incl. all components. IC's, resistors to caps, plus a unique proprietary module. PC board not included. **\$49.00 ea.**

DC-DC CONVERTER Outputs 2 15VDC @ 100 mA, for +15VDC input. Hi isolation, 25% reg'n. Only 2 square by 3/8" thick. Truly an unusual bargain. **\$19.00 ea.**

SYNTHESIZER (MUSIC VCO) Only 1.5" square. Sawtooth & Sync outs are 10V P-P. 10 Hz to 10 kHz. 1V/Oct (exponential), plus linear input control responses. Needs 2 15V @ 30mA. Ultra low drift over more than 8 octaves. w/data. **\$26.50 ea.**

ANALOG DELAY IC Line SAD 1024A. Makes AUDIO DELAY in real time. **\$17.95 ea.**

ARTICLES & SYNTHESIS LITERATURE "TECH NOTES" - our own R&D Newsletter. Featuring articles on building active filters, audio freq. shifters, VCO's, VCF's, Ranger's, chorus circuits, & other audio devices. Now in its 3rd volume. **\$19.50**

TECH NOTES subscription (12 complete issues). **\$19.50**

UNUSUAL IC Produces 12-note pseudo-random musical note sequence, and drives a speaker directly. A "synthesizer on a chip". Unique & novel. **\$7.95 ea.**

UNIVERSAL ACTIVE HYBRID Identical to NATI AF-100/IC1. State-variable filter hybrid w/d on-board op-amps, capacitors, etc. A complete active filter with hi-pass, bandpass, low-pass, and notch outputs. Makes simple, low-dist. sine-wave oscillator. Easily tuned with 2 ext resistors or pots. Range DC-10kHz. **\$6.95 ea.**

NON-LINEAR CIRCUITS "HROOK" By Analog Devices. This is THE reference work on multipliers, dividers, log & analog cats. Supply is dwindling. **\$5.95 ea.**

COMPLIMENTARY TO 220 POWER TRANSISTORS Prime. 2N6487 & 2N6480. **\$1.49/pr**

PREMIUM OP AMP MINIDIPS. NE 531 hi spec rate, or BB 3560 LO noise. Reduced price. **\$9.95 ea.**

DUAL 15 VOLT REGULATOR IC Outputs 2 15VDC @ 30mA. more with ext 1 series pass transistor. Thightly spec'd @ 5% reg'n or better. **\$9.95 ea.**

4,000 mHz CRYSTAL For use with your microprocessor boards, or other app's. 0.05%, long leads, and top quality. From computer mfg. **\$2.49 ea.**

TRIAD POWER TRANSFORMER Features 115/220VAC, 50/60 Hz primary, and 24 VCT secondary @ 1 amp. Standard 1000V part # 3452. Only. **\$4.50 ea.**

MINI TOGGLE SWITCHES PC mounted type, w/short "bat" handle. By C&K. DPDT contacts, and momentary contact spring return. You've seen 'em elsewhere at much, much higher prices. Special **7415 MATH ONLY**. **\$9.95 ea.**

MATCHED FET SET Available in multiples of 2 after the first 4. These FETs are perfectly matched for use in AUDIO PHASE SHIFTERS. Two FETs give one 180° notch, and 4 FETs (1 set) give 2 notches. Build multi-stage FAZORS with 8 notches or more. Offered exclusively by CFR. **\$6.95/set of 4**

Additional Pairs of FETs are only \$3.00, so 8 FETs are only \$12.95

THE INVISIBLE IC This clear plastic IC lets you peer into the inner workings of an integrated circuit. 14 pin DIP. Value good for prototyping, and a BIG chip. **\$1.50 ea.**

24 VOLT, 50 WATT ZENER TO-3 pkg., up to 2 amp capability. **\$1.95 ea.**

EXAR 2209 Current Controlled oscillator minidip. w/data. **\$1.50 ea.**

ULN 2277 STEREO POWER DIP IC Improved pkg., specs same as LM 377. **\$1.49 ea.**

1501 STATIC RAM 26x1. Prime. 99% ea. MOSTEK MK2002P. Char. Gen. **\$2.19 ea.**

HI-CURRENT DIODE Sim. to 1N1186. 35 amps @ 200V min. **\$3.50 ea.**

REGULATORS 7815, TO-3, 15VDC @ 1 amp. **\$9.95 ea.**

LAMBDA 74LS 1412 TO-3, 12VDC @ 3 amps. **\$3.50 ea.**

COMPUTER GRADE ELECTROLYTIC 40,000 MFD @ 40V surge. **\$2.50 ea.**

1 uf, 50 VDC CAPACITORS Mylar construction, PC leads. **1241.00**

FREE

A Get Acquainted Offer

1 - CA 3140 BIMOS Op Amp (741 Pinout), With Every Purchase Over \$25.00

- Minimum order \$10.00 • Add \$2.00 for shipping
- MC, VISA, & C.O.D. accepted • Phone orders are welcome

SATISFACTION GUARANTEED

(603)382-5179

We have many unusual and unique bargains in our CATALOG/FLYER. Send a stamp or 25¢ for postage for a FREE COPY, and get on our mailing list.

CIRCLE 33 ON FREE INFORMATION CARD

HOBBYIST give your project the professional look. Printed circuit boards from your sketch or artwork. Affordable prices. Also fun kit projects. Free details. **DANOCINTHS, INC.**, Box 261, Westland, MI 48185

BUILD 10.525 GHZ Doppler radar detector. Uses include intrusion alarm, level sensing, event counting, automatic door opener, etc. Plans include schematic, wiring diagram, and parts list. Etched and drilled PC board available. Send \$12.00 plus \$1.00 for postage and handling. **G/W ASSOCIATES, P.O. Box 536, Exton, PA 19341**

CIA TOOL KIT. Complete schematics for 30 electronic surveillance devices. \$15.00. **MICRON RESEARCH, PO Box 118, Woodstown, NJ 08098**

EDUCATION & INSTRUCTION

GRANTHAM's FCC License Study Guide—377 pages, 1465 questions with answers/discussions—covering third, second, first radiotelephone examinations. \$13.45 postpaid. **GSE PUBLICATIONS, 2000 Stoner, Los Angeles, CA 90025**

TELEPHONE bugged? Don't be Watergated! Countermeasures brochure \$1.00. **NEGEYE LABORATORIES, Box 547-RE, Pennsboro, WV 26415**

UNIVERSITY degrees by mail! Bachelors, Masters, Ph.D's... Free revealing details. **COUNSELLING, Box 317-RE1, Tustin, CA 92680**


ASTONISH your friends with magic, E.S.P., card tricks you can do. Details: **LANGEN, Box 191-CA, Downsview, Ont, M3M 3A3**

PASS FCC EXAMS

The Original FCC Tests Answer exam manual that prepares you at home for FCC First and Second class Radiotelephone licenses. Newly revised multiple choice exams cover all areas tested on the actual FCC exam. Plus "Self Study Ability Test." Proven! \$9.95 postpaid. Moneyback Guarantee.



COMMTECH PRODUCTIONS P.O. Box 26348-E
Radio Engineering Division San Francisco, CA 94126



FROM KIT TO CAR IN 80 MINUTES!

Electronic ignition is "in." Update your car with the TOPS in power, efficiency and reliability — the **TIGER SST** capacitive discharge ignition (CD).

The **TIGER** delivers everything other CD's promise — and more: quicker starting, more power, more gas mileage, tune-ups eliminated, lifetime plugs and points, reduced repairs and pollution.

The **TIGER** can be built and installed in your car in 80 minutes. The **TIGER** is unique!

The **TIGER** comes with a switch for **TIGER** or standard ignition for 12V negative ground only.

Simpli-Kit \$21.95
POST PAID U.S.A.

WE ACCEPT:
Mastercharge or BankAmericard.
Send check or money order with order to:

Tri-Star Corporation

DEPT. FF, P.O. Box 1727
Grand Junction, Colorado 81501

CIRCLE 41 ON FREE INFORMATION CARD

FAIRCHILD RED LED LAMPS

FLV5057 Medium Size Clear Case RED EMITTING. These are not retested off-spec units as sold by some of our competition. These are factory prime, first quality, new units.



"WE BOUGHT 250,000 PCS."

COMPUTER KITS

We stock our own line of top quality computer kits.

8K STATIC RAM (S-100) — \$129

16K STATIC RAM (S-100) — \$295

16K EPROM (2708) BOARD (S-100) — \$59.95

16K STATIC RAM (SWTPC 6800 SS-50) BOARD — \$295

ADDITIONAL DATA ON ANY KIT AVAILABLE ON REQUEST

16K DYNAMIC RAM CHIP

16K X 1 Bits. 16 Pin Package. Same as Mostek 4116-4. 250 NS access, 410 NS cycle time. Our best price yet for this state of the art RAM. 32K and 64K RAM boards using this chip are readily available. These are new, fully guaranteed devices by a major mfg.

VERY LIMITED STOCK!

\$14.95 each

8 FOR \$89.95

NATIONAL SEMICONDUCTOR

JUMBO CLOCK MODULE

MA1008A
BRAND NEW!



ASSEMBLED! NOT A KIT!

ZULU VERSION!
We have a limited number of the 24 HR Real time version of this module in stock.
#MA1008D — \$9.95

\$6.95

2 FOR \$13

(AC XFMR \$1.95)

- FEATURES**
- FOUR JUMBO 1/2 INCH LED DISPLAYS
 - 12 HR REAL TIME FORMAT
 - 24 HR ALARM SIGNAL OUTPUT
 - 50 OR 60 HZ OPERATION
 - LED BRIGHTNESS CONTROL
 - POWER FAILURE INDICATOR
 - SLEEP & SNOOZE TIMERS
 - DIRECT LED DRIVE (LOW RFI)
 - COMES WITH FULL DATA

COMPARE AT UP TO TWICE OUR PRICE!

MANUFACTURER'S CLOSEOUT!

EXPERIMENTER'S CRYSTAL



262 144KHZ This frequency is 2 to the 18th power. Easily divided down to any power of 2, and even to 1MHz. New by CTS-Knight. A \$5 value!

\$1.25 each

SALE!

1N4148 DIODES

High speed switching diodes.

Silicon. Same as 1N914.

Brand New. Full Leads. Prime!

100 FOR \$2 1000 FOR \$17.50

FAIRCHILD PNP "SUPER TRANSISTOR"

2N4402 TO-92 Plastic Silicon PNP Driver High Current. VCEO-40 HFE-50 to 150 at 150 MA. FT-150 MHZ. A super "BEEFED-UP" Version of the 2N3906

8 FOR \$1

DISC CAPACITORS

.1 MFD 16V. P.C. leads. Most popular value! By Sprague.

20 for \$1.00

Full Wave Bridge

4 Amp 200 PIV
69¢ea. 10/5.75

COMPUTER CAPACITOR

By GE. 36,000 MFD 15W VDC. Small Size: 4 3/4 x 1 3/4 inches.

SUPER DEAL! \$2.95 Each 3 FOR \$8

VOLTAGE SUPPRESSORS

By Midwest #67D5010 Silicon Carbide Varistors. These units grab voltage transients, spikes, surges, etc. For use on AC or DC in the range of 12 to 28 Volts. Small Size: 5 inch Disc with radial leads. For use across transformer secondaries, relays, etc. More rugged and reliable than silicon devices. Rated at 30 WATT-SEC. 25 WATT CONT. Perfect for use on AC operated clocks and instruments.

SPECIAL PURCHASE: 3 FOR \$1

RCA MICRO-POWER OP AMP.

#CA30781 Metal Can. Most OPAMPS require -15V to operate. But the CA3078 is designed to operate from +.75 V to -.6V!!! Perfect for battery use. Standby power as low as 700 NW! High Gain 92 DB typical Open Loop Gain. Requires only one capacitor for compensation. See RCA Linear Data Book for more details. Similar to National LM112. Originally cost about \$2 each.

75¢ EACH 3 FOR \$2

Digital Research Corporation

(OF TEXAS)
P. O. BOX 401247B GARLAND, TEXAS 75040 • (214) 271-2461

TERMS: Add 30¢ postage, we pay balance. Orders under \$15 add 75¢ handling. No C.O.D. We accept Visa, Mastercharge, and American Express cards. Tex. Res. add 5% Tax. Foreign orders (except Canada) add 20% P & H. 90 Day Money Back Guarantee on all items.

COMPUTER INTERFACES & PERIPHERALS

For free catalog including parts lists and schematics, send a self-addressed stamped envelope.

APPLE II SERIAL I/O INTERFACE *

Part no. 2


Baud rate is continuously adjustable from 0 to 30,000 • Plugs into any peripheral connector • Low current drain. RS-232 input and output • On board switch selectable 5 to 8 data bits, 1 or 2 stop bits, and parity or no parity either odd or even • Jumper selectable address • SOFTWARE • Input and Output routine from monitor or BASIC to teletype or other serial printer. • Program for using an Apple II for a video or an intelligent terminal. Also can output in correspondence code to interface with some selectrics. Board only — \$15.00; with parts — \$42.00; assembled and tested — \$62.00.



T.V. TYPEWRITER

Part no. 106


• Stand alone TVT • 32 char/line, 16 lines, modifications for 64 char/line included • Parallel ASCII (TTL) input • Video output • 1K on board memory • Output for computer controlled cursor • Auto scroll • Non-destructive cursor • Cursor inputs: up, down, left, right, home, EOL, EOS • Scroll up, down • Requires +5 volts at 1.5 amps, and -12 volts at 30 mA • All 7400, TTL chips • Char. gen. 2513 • Upper case only • Board only \$39.00; with parts \$145.00



8K STATIC RAM

Part no. 300

• 8K Altair bus memory • Uses 2102 Static memory chips • Memory protect • Gold contacts • Wait states • On board regulator • S-100 bus compatible • Vector input option • TRI state buffered • Board only \$22.50; with parts \$160.00




MODEM *

Part no. 109

• Type 103 • Full or half duplex • Works up to 300 baud • Originate or Answer • No coils, only low cost components • TTL input and output-serial • Connect 8 ohm speaker and crystal mic. directly to board • Uses XR FSK demodulator • Requires +5 volts • Board \$7.60; with parts \$27.50



TIDMA *



Part no. 112

• Tape Interface Direct Memory Access • Record and play programs without bootstrap loader (no prom) has FSK encoder/decoder for direct connections to low cost recorder at 1200 baud rate, and direct connections for inputs and outputs to a digital recorder at any baud rate. • S-100 bus compatible • Board only \$35.00; with parts \$110.00

RF MODULATOR *

Part no. 107

• Converts video to AM modulated RF, Channels 2 or 3. So powerful almost no tuning is required. On board regulated power supply makes this extremely stable. Rated very highly in Doctor Dobbs' Journal. Recommended by Apple. • Power required is 12 volts AC C.T., or +5 volts DC • Board \$7.60; with parts \$13.50



DC POWER SUPPLY *

Part no. 6085


• Board supplies a regulated +5 volts at 3 amps., +12, -12, and -5 volts at 1 amp. • Power required is 8 volts AC at 3 amps., and 24 volts AC C.T. at 1.5 amps. • Board only \$12.50; with parts excluding transformers \$42.50



RS 232/TTY *

Part no. 600

• Converts RS-232 to 20mA current loop, and 20mA current loop to RS-232 • Two separate circuits • Requires +12 and -12 volts • Board only \$4.50, with parts \$7.00



TAPE INTERFACE *

Part no. 111


• Play and record Kansas City Standard tapes • Converts a low cost tape recorder to a digital recorder • Works up to 1200 baud • Digital in and out are TTL-serial • Output of board connects to mic. in of recorder • Earphone of recorder connects to input on board • No coils • Requires +5 volts, low power drain • Board \$7.60; with parts \$27.50



UART & BAUD RATE GENERATOR *

Part no. 101

• Converts serial to parallel and parallel to serial • Low cost on board baud rate generator • Baud rates: 110, 150, 300, 600, 1200, and 2400 • Low power drain +5 volts and -12 volts required • TTL compatible • All characters contain a start bit, 5 to 8 data bits, 1 or 2 stop bits, and either odd or even parity. • All connections go to a 44 pin gold plated edge connector • Board only \$12.00; with parts \$35.00 with connector add \$3.00



RS 232/TTL *

Part no. 232

• Converts TTL to RS-232, and converts RS-232 to TTL • Two separate circuits • Requires -12 and +12 volts • All connections go to a 10 pin gold plated edge connector • Board only \$4.50; with parts \$7.00 with connector add \$2.00



ELECTRONIC SYSTEMS

Dept. RE-9 P.O. Box 21638, San Jose, CA. USA 95151

To Order:

Mention part number and description. For parts kits add "A" to part number. In USA, shipping paid for orders accompanied by check, money order, or Master Charge, BankAmericard, or VISA number, expiration date and signature. Shipping charges added to C.O.D. orders. California residents add 6.5% for tax. Outside USA add 10% for air mail postage, no C.O.D.'s. Checks and money orders must be payable in US dollars. Parts kits include sockets for all ICs, components, and circuit board. Documentation is included with all products. All items are in stock, and will be shipped the day order is received via first class mail. Prices are in US dollars. To eliminate tariff in Canada boxes are marked "Computer Parts". Dealer inquiries invited. 24 Hour Order Line: (408) 226-4064



* Circuits designed by John Bell

'LYTIC SPECTACULAR!

PRICES SLASHED! THIS AD ONLY! Can type 'lytics in all the popular sizes including single, double, & triple section. Wow! Fresh, small size, pop US mfrs.

STOCK NO.	SECTION 1	SECTION 2	SECTION 3	E.A.
C-3236	600/360v	--PHOTOFLASH--	--	.59
C-1760	2000/24v	--	--	.49
C-2175	2500/30v	--	--	.59
C-2260	6000/50v	--COMPUTER GRADE--	--	2.49
C-1620	20/200v	20/200v	--	.25
C-2316	1500/75v	1500/70v	--	.89
C-2320	2500/30v	2000/25v	--	.79
C-2400	8/250v	8/250v	50/250v	.25
C-2705	1000/35v	1500/25v	1000/25v	.79
C-2333	2000/75v	3000/25v	1000/25v	.89
C-3135	2500/30v	2000/25v	2000/20v	.89

K-4150 KIT

5 or 10MHz, TTL, MOS or CMOS compatible!

Specify frequency!

PRECISION OSCILLATOR

±0.002% -10 to +60°C
Precision hermetic Xtal
5 to 12V Operation
Choice of 5 or 10MHz
Frequency trimmer
Use with TTL, CMOS

KIT INCLUDES ALL PARTS, PC BOARD, INSTRUCTIONS.
ONLY 3 CONNECTIONS-- +VCC, GROUND, OUTPUT. SIZE 1.2" x 1.5". FAN OUT 10 TTL LOADS. ASSEMBLED UNITS ARE FACTORY CALIBRATED. CALL FOR PRODUCTION QUOTES.

\$1.95
OR WRITE FOR PRODUCTION QUOTES.
Add \$3 for assembled & tested unit.

MATHEMATICS ELECTRONICS

ENGINEERING MATHEMATICS

ADVANCED MATHEMATICS

DIGITAL TECHNOLOGY

These unusual courses are the result of years of study by the President of IHSI. He has lectured to thousands of men on mathematics, and electronic engineering. Order your lessons on a money-back guarantee. If not satisfied you don't pay! Write for free information. Act now!

The INDIANA HOME STUDY INSTITUTE
EASTERN DIVISION
P.O. BOX 1189
PANAMA CITY, FLA 32401

SAVE!

AXIAL 'LYTICS at the lowest prices anywhere! Small size, long leads, fresh stock. Stock up while they last!

STOCK NO.	MFD	DCV	E.A.
C-1405	450	15	.25
C-1450	450	25	.25
C-1435	500	30	.29
C-1445	500	60	.39
C-1460	1000	15	.39
C-2314	1000	50	.59
C-1500	1500	30	.49
C-1040	1600	10	.39
C-2114	2000	20	.49
C-3200	3200	20	.59

RHYTHM GENERATOR ROM IC

\$1.89 PRE-PROGRAMMED MEMORY HAS MANY RHYTHM PATTERNS STORED THAT ARE "WALKED OUT" WITH A COUNTER. CHANGE PATTERNS BY CHANGING ADDRESS. 24 PIN DIP SUPPLIED W/DATA. GREAT FUN TO PLAY WITH! D-6304

.001 Hz TO 1 MHz, SINE, SQUARE AND TRIANGLE OUT

\$3.95 8038-SUPER-FUNCTION GENERATOR
12 PAGE DATA SHEET \$1.00

TTL, CMOS, or MOS outputs.

Multi-Frequency Oscillator!

±0.001% ±15 to ±35°C
8 independent outputs: 4MHz, 2MHz, 1MHz, 500kHz, 250kHz, etc.
Use any or all!

\$1.95 5 to 12V operation
Assembled - Add \$3

TRIACS & SCRs

6AMP 200V

YOUR CHOICE
59¢. 10/55
TO-220 "POWER TAB" CASE, HIGH GATE SENSITIVITY. FAMOUS MFRS. LOSS IS YOUR GAIN

1-2006 6A 200V TRIAC .59
5-2006 6A 200V SCR .59

8038-SUPER-FUNCTION GENERATOR

12 PAGE DATA SHEET \$1.00

JFET INPUT 741

59¢ PIN-FOR-PIN WITH A 741 OP AMP, BUT WITH AN INPUT Z OF 5 x 10¹⁰ OHMS!! TYPE LF 13741 BY NATIONAL.

"OUR FIFTH YEAR"

DIAMONDBACK ELECTRONICS COMPANY

PO BOX 194
SPRING VALLEY, IL 61362

FREE CATALOG
ALL MERCHANDISE 100% GUARANTEED
MINIMUM ORDER \$5
ILL RESIDENTS ADD 5% SALES TAX
PLEASE INCLUDE SUFFICIENT POSTAGE

PHONE ORDERS 815/664-5151

BUSINESS OPPORTUNITIES

MECHANICALLY inclined individuals desiring ownership of Small Electronics Manufacturing Business—without investment. Write: BUSINESSSES, 92-R, Brighton 11th, Brooklyn, NY 11235

HIGHLY PROFITABLE ONE-MAN ELECTRONIC FACTORY

Investment unnecessary. knowledge not required, sales handled by professionals. Ideal home business. Write today for facts! Postcard will do. Barla-RE-M, Box 248, Walnut Creek, CA 94597.

CIRCLE 38 ON FREE INFORMATION CARD

Original Japanese Replacement Parts for TV, Stereo and CB

25-UP 10-24 1-9	25-UP 10-24 1-9	25-UP 10-24 1-9	25-UP 10-24 1-9	25-UP 10-24 1-9	25-UP 10-24 1-9
25A102 .29 .34 .39	25C460 .45 .50 .55	25C1114 3.40 3.60 3.80	25C2072 3.55 3.75 3.95	AN247P 2.40 2.60 2.90	TA7089P 1.95 2.15 2.45
25A173 .45 .55 .60	25C481 1.25 1.35 1.45	25C1116A 3.20 3.45 3.80	25C2076 .45 .60 .65	AN274 1.50 1.70 1.90	TA7092 4.40 4.90 5.40
25A484 1.85 2.05 2.35	25C482 1.25 1.35 1.45	25C1124 .80 .85 .95	25C2081 .85 1.05 1.15	AN313 4.20 4.40 4.60	TA7120P 1.45 1.65 1.85
25A495 .25 .30 .35	25C485 1.25 1.35 1.45	25C1127 .80 .85 .95	25C2092 1.75 1.95 2.20	AN315 1.75 1.95 2.20	TA7139P 1.55 1.75 1.95
25A497 .90 1.15 1.25	25C495 .45 .55 .60	25C1162 .70 .75 .85	25C2098 3.00 3.20 3.45	BA511A 1.70 1.90 2.15	TA7153P 5.70 5.90 6.10
25A509 .30 .35 .40	25C509 .30 .40 .45	25C1166 .25 .35 .40	25D72 50 .60 .65	BA521 1.85 2.05 2.35	TA7203P 2.45 2.60 2.85
25A562 .25 .30 .35	25C617 2.90 3.10 3.25	25C11728 3.10 3.50 3.85	25D91 1.30 1.40 1.55	HA1151 1.45 1.70 1.85	TA7204P 1.95 2.10 2.45
25A564 .29 .34 .39	25C635 .30 .35 .40	25C1173 .65 .70 .75	25D92 1.40 1.55 1.75	HA1156 1.60 1.75 1.95	TA7205P 1.55 1.75 1.95
25A634 .35 .40 .45	25C620 .45 .50 .55	25C1177 10.90 12.40 13.80	25D180 1.55 1.75 1.95	HA1306W 1.90 2.10 2.40	TA7214P 3.90 4.20 4.50
25A636 .80 .85 .90	25C632A .35 .40 .45	25C1209 .25 .35 .40	25D187 .30 .40 .45	HA1322 2.40 2.60 2.90	TA7310P 1.25 1.40 1.55
25A643 .30 .35 .40	25C634A .40 .45 .50	25C1226 .50 .60 .70	25D218 2.95 3.20 3.45	HA1339 2.45 2.65 2.95	TA7607P 5.80 6.00 6.20
25A673 .30 .40 .45	25C697A 3.20 3.50 3.90	25C1226A .50 .60 .70	25D234 .60 .70 .80	HA1339A 2.45 2.65 2.95	TA7609P 4.40 4.60 4.80
25A678 .40 .50 .55	25C710 .20 .27 .30	25C1237 1.70 1.90 2.15	25D235 .60 .70 .80	LA1222 2.10 2.30 2.50	T8A8105H 1.85 2.05 2.35
25A683 .40 .50 .55	25C711 .20 .27 .30	25C1239 2.10 2.65 2.85	25D261 .30 .35 .40	LA3101 3.45 3.60 3.75	TC5080P 4.80 5.00 5.60
25A684 .40 .50 .55	25C712 .20 .27 .30	25C1306 1.25 1.65 1.85	25D287 2.50 2.65 2.85	LA4031P 1.75 1.95 2.20	TC5081P 2.90 3.10 3.30
25A695 .40 .50 .55	25C717 .35 .40 .45	25C1307 2.15 2.65 2.85	25D291 2.05 2.45 2.75	LA4032P 1.75 1.95 2.20	TC5082P 3.30 3.45 3.80
25A699A .50 .60 .65	25C730 2.95 3.15 3.35	25C1318 .30 .40 .45	25D313 .60 .65 .70	LA4220 2.25 2.40 2.55	UHC001 4.90 5.10 5.60
25A706 .85 .95 1.05	25C732 .20 .25 .30	25C1364 .30 .40 .45	25D315 .60 .70 .80	LA4400 1.85 2.05 2.35	UHC002 4.90 5.10 5.60
25A720 .30 .35 .40	25C733 .20 .25 .30	25C1383 .30 .40 .45	25D325 .60 .65 .75	LD3141 1.70 1.80 1.90	UHC003 4.90 5.10 5.60
25A737 .25 .27 .30	25C734 .20 .25 .30	25C1384 .30 .40 .45	25D330 .60 .75 .80	M5115P 4.85 4.90 4.95	UHC004 4.90 5.10 5.60
25A747 4.15 4.35 4.85	25C735 .20 .25 .30	25C1424 2.75 2.85 2.95	25D356 .70 .75 .80	M5151L 1.95 2.15 2.45	UHC005 4.90 5.10 5.60
25B22 .45 .50 .55	25C756 1.45 1.75 1.95	25C1448A 1.00 1.10 1.20	25D358 .70 .80 .90	MN3001 13.20 14.85 16.50	UHC006 4.90 5.10 5.60
25B54 .30 .35 .40	25C756A 2.00 2.10 2.20	25C1475 .65 .85 .95	25D359 .75 .85 .95	MN3002 9.25 10.40 11.55	UPC20C 2.00 2.40 2.70
25B77 .30 .35 .40	25C778 2.80 3.10 3.30	25C1509 .55 .60 .65	25D427 1.75 1.95 2.20	MN3003 5.64 6.34 7.04	UPC141C 2.30 2.40 2.50
25B175 .45 .50 .55	25C781 1.95 2.15 2.45	25C1567A .60 .65 .75	25D525 .70 1.05 1.15	PL101A 4.00 4.15 4.55	UPC157A 3.25 3.45 3.65
25B186 .20 .27 .30	25C784 .30 .35 .40	25C1675 .26 .30 .35	25D526 .60 .70 .80	PL102A 4.95 5.20 5.80	UPC254C 1.60 1.70 1.80
25B187 .20 .27 .30	25C789 .75 .85 .95	25C1678 1.25 1.40 1.55	25D519 .45 .50 .55	PL103A 7.50 7.90 8.70	UPC555H 1.50 1.70 1.80
25B324 .25 .35 .40	25C793 1.95 2.15 2.45	25C1687 .40 .45 .50	25K23 .80 .95 1.05	SG264A 7.00 7.40 7.80	UPC572C 3.70 4.10 3.69
25B367 1.10 1.20 1.35	25C799 1.95 2.15 2.45	25C1727 1.20 1.25 1.30	25K30 .40 .45 .50	SG609 4.10 4.30 4.50	UPC574C 90 1.08 1.20
25B405 .25 .30 .35	25C828 .20 .27 .30	25C1728 .90 .95 1.00	25K33 .60 .65 .75	SG613 5.05 5.45 5.85	UPC575C2 1.25 1.40 1.55
25B407 .70 .85 .95	25C829 .20 .27 .30	25C1760 .85 1.00 1.10	25K34 .50 .55 .60	SM5104 7.90 8.40 8.90	UPC576 1.85 2.05 2.35
25B463 1.00 1.05 1.15	25C839 .30 .35 .40	25C1775 .30 .35 .40	25K41 .50 .55 .60	STK011 3.55 3.95 4.35	UPC592H2 75 85 95
25B474 .70 .80 .90	25C867A 4.00 4.25 4.50	25C1816 1.45 1.70 1.95	25K55 .60 .65 .75	STK013 8.90 10.00 11.10	UPC1001H21 85 2.05 2.35
25B507 .70 .80 .90	25C900 .20 .27 .30	25C1908 .25 .35 .40	35K22Y 1.60 1.70 1.80	STK015 4.10 4.30 4.80	UPC1008C 4.85 5.15 5.75
25B511 .70 .75 .85	25C930 .20 .27 .30	25C1909 2.00 2.55 2.75	35K35 1.20 1.35 1.50	STK050 23.10 25.98 28.86	UPC1020H 1.85 2.05 2.35
25B557 2.05 2.45 2.75	25C945 .20 .27 .30	25C1945 4.40 4.80 5.50	35K37 1.70 2.00 2.30	STK415 7.10 7.60 8.10	UPC1025 1.85 2.05 2.35
25C183 .40 .50 .55	25C1000BL .35 .40 .45	25C1967 .60 .70 .80	35K40 1.25 1.40 1.55	STK435 4.45 4.95 5.55	UPC1029 1.40 1.62 1.80
25C184 .40 .50 .55	25C1013 .45 .60 .65	25C1969 3.50 3.90 4.30	35K41 1.25 1.40 1.55	STK439 8.00 9.00 10.00	UPC1031H 2.52 2.74 2.98
25C372 .20 .27 .30	25C1014 .50 .60 .65	25C1973 .60 .65 .75	35K45 1.25 1.40 1.55	TA7045M 1.95 2.15 2.45	UPC1032H 1.70 1.85 2.10
25C373 .20 .27 .30	25C1018 .70 .75 .85	25C1974 1.25 1.65 1.85	35K48 3.30 3.40 3.70	TA7055P 1.95 2.15 2.45	UPC1152H 2.90 3.10 3.30
25C340 .20 .27 .30	25C1030 1.80 2.05 2.35	25C1975 1.25 1.65 1.85	35K49 1.25 1.40 1.55	TA7060P 85 1.05 1.15	UPC1156 1.85 2.05 2.35
25C382 .30 .40 .45	25C1056 4.50 4.70 4.90	25C2009 .75 .80 .85	35K51 2.00 2.15 2.25	TA7061P 85 1.05 1.15	UPD277C 7.80 8.90 9.10
25C387A .30 .40 .45	25C1060 .65 .75 .85	25C2021 .55 .60 .65	AN214Q 1.55 1.65 1.85	TA7062P 1.05 1.20 1.35	UPD802C 7.90 8.30 9.40
25C394 .25 .30 .35	25C1061 .70 .80 .90	25C2028 .50 .60 .65	AN228 4.10 4.30 4.50	TA7063P 1.25 1.35 1.50	UPD858C 7.00 7.10 7.20
25C458 .20 .27 .30	25C1096 .45 .50 .55	25C2029 1.45 1.75 1.95	AN239 4.10 4.30 4.80	TA7074P 3.70 3.85 4.00	UPD861C 8.70 8.90 9.10

PRICES MAY CHANGE WITHOUT NOTICE COD ORDERS WELCOMED

Minimum order \$10.00 - N.J. Residents add 5% Sales Tax
We pay postage for prepaid orders of \$50.00 or more,
Under \$50.00, add \$1.00, Canada \$1.50.
Quantity Discount Prices - Ask for our complete price list -
Manufacturer inquiries welcome - All parts guaranteed.

TOLL FREE TELEPHONE
Nationwide 800/631-1250 Local 201/748-5089

HOURS: Mon. - Fri. 8 to 5:30 Sat. 8 to 1

IMMEDIATE DELIVERY WITHIN 48 HOURS
ON ALL TRANSISTORS IN STOCK



NEW-TONE ELECTRONICS INTERNATIONAL
P. O. Box 1738, Bloomfield, N. J. 07003
New Jersey Phone: 201/748-6171

CIRCLE 49 ON FREE INFORMATION CARD

www.americanradiohistory.com

ADVANCED COMPUTER PRODUCTS

\$100 PRODUCTS

LOGOS 1.8K STATIC RAM

- ★ Low Power
- ★ Selectable Memory Protect
- ★ Totally Buffered
- ★ Battery Back-up
- ★ Address on 1K boundary



ASSEMBLED KIT

250ns. 199.95 250ns. 149.95
450ns. 179.95 450ns. 125.95

Bare PC Board w/Data \$21.95

Now over 1 year successful field experience
"Special Offer" Buy (4) 8K 450ns. Kits \$117.00 ea.

EXIDY SORCERER

Complete expandable Z-80 based Computer.
w/8K \$89.95 (4-6 weeks)
w/16K \$115.00 stock w/32K \$139.95 stock
S-100 Expansion module \$299.00

SPECIAL KEYBOARD BUY WHILE THEY LAST

"Clare Pender 63 Key ASCII w/26 Pin & 34 Pin Output Conn." \$54.95

IMS STATIC RAM BOARDS

★ Memory Mapping ★ Low Power
★ Phantom ★ 250 ns. or 450 ns.
Only available assembled & tested

8K Static \$209.00 450 ns. \$189.00
16K Static \$449.00 450 ns. \$399.00
32K Static \$869.00 450 ns. \$819.00

EXPANDORAM MEMORY KITS

★ Bank Selectable ★ Uses 4115 or 4116 200 ns.
★ Write Protect ★ Power 8VDC, ±16VDC
★ Phantom ★ Lowest Cost/Bit

Expando 32 Kit (4115) Expando 64 Kit (4116)

8K \$149.95 16K \$245.95
16K \$239.95 32K \$469.95
24K \$325.00 48K \$675.00
32K \$400.00 64K \$869.95

PARATRONICS LOGIC ANALYZER KIT

MODEL 100A \$219.95
(analyzes any type of digital system)

Trigger Expander Model 10. \$229.00
Baseplate \$9.95
Model 10 Manual \$4.95
Model 150 Bus Grabber Kit \$369.00

DC HAYES DATA COMMUNICATIONS ADAPTER

★ Bell 103/TWX ★ S-100 compatible
★ Tele 103 freq. ★ Originate & answer mode
Assembled & Tested \$279.95

DATABOOKS & MANUALS

NSC TTL Data \$1.95 Adv. MOS/LSI Data 3.95
NSC Linear Data 4.95 GI MOS/LSI Data 4.95
NSC Linear APP/mote 1 3.95 Osborne Intro to Micro Vol. 0 8.50
NSC Linear APP/mote 2 3.95 Osborne Intro to Micro Vol. 1 11.50
NSC CMOS Data 2.95 Osborne 8080 Programming 8.50
NSC vort. Reg. Data 2.95 Osborne 6800 Programming 8.50
NSC Memory Data 3.95 Osborne 280 Programming 8.50
NSC MOS/LSI Data 3.95 TI Power Semis Data 7.50
NSC Power Transistors 2.95 TI TTL Data 6.95
Int'l Databook 7.50 TI Transistors & Diodes 8.50
Int'l MOS/LSI Manual 7.50 TI Memory Data 3.95
Int'l MOS/LSI Manual 7.50 TI OS/2 Electronics 3.95
Int'l MOS/LSI Manual 7.50 TI Linear Data 3.95
AMD 6800 Handbook 9.95 TI Bipolar Memory 4.95
AMD Schottky Data 4.95 Motorola Semis Data 1 2 3 9.95

6800 DESIGNER BOARDS MODULES PROTO BOARDS

★ Motorola Compatible Modules ★

MEK 6800 D2 Kit \$235.00
6800 6800 MPU Module 495.00
9601 16 slot Mother Bd. 175.00
9602 16 slot Card Cage 75.00
9603 32 slot Mother Bd. 99.00
9604 System Power Supply 250.00
9610 Prototype Board 36.00
9615 4K EPROM Module 250.00
9620 16 port parallel I/O 375.00
9626 8K Static RAM Kit 295.00
9626K 8K Static RAM Kit 225.00
9630 Extender Card 60.00
9640 Multiple Tuner Prog. 35.00
9650 8 port Duplex Asyn. I/O 395.00
MEK 43/68 Connectors w/40 or 50 5.95
AMI EVK 99/6800 sub Kit 99.00
AMI EVK 200 Kit 249.95
AMI EVK 300 Assembled 275.00

Z-80/Z-80A CPU BOARD

★ On board 2708 ★ 2708 included (450ns.)
★ Power on Jump ★ Completely socketed

Assembled and tested \$185.00
Kit \$129.95
Bare PC Board \$34.95

★ For 4MHz Speed Add \$15.00

MICRODESIGN MR-16 2716 EPROM BOARD

(MR-8 Also Available at same price)

★ Individual Prom Address
★ Uses Low cost 16K TI EPROMs
★ Optional 1K RAM ★ Phantom control

Assembled and Tested \$174.95
Kit \$95.00

HI PLOT LOW COST DIGITAL PLOTTER

★ RS 232C NEW
★ Plot Size 7" x 10" List: \$1085.00
★ Digitizer Avail. Soon OUR
★ High Resolution PRICE \$999.00
★ 2.4"/sec Plot Speed

BYTE USER 8K EPROM BOARD

★ Power on Jump ★ Reset Jump

Assembled & Tested \$94.95
Kit \$64.95

Bare PC Board \$21.95

Special Offer: Buy 4 kits only \$59.95 each
NOTE: 2708-6 only \$5.95

TARBELL FLOPPY INTERFACE

★ S100 Compatible ★ Uses CPM
★ Jumper Selectable ★ Persol/Shugart, etc.

Assembled and tested \$269.95
Kit \$179.95
Bare PC Board \$39.95

NOTE: For CPM Add \$70.00
Documentation Add \$20.00

★ Cassette I/O Kit only \$115.00

TRS 80 16K-UPGRADE KIT

★ 16K with Jumpers & Instructions for either Level I or Level II \$119.95
★ 16K for Apple II Upgrade \$117.95

PET to S-100 ADAPTER

Allows Pet to be interfaced to popular S-100 Bus.

Kit \$189.95
Assembled \$269.95

For Low Cost 8 Slot Bus to expand your Pet only \$149.95 Kit

DISKETTES

5" Min. 1/2
★ Soft Sector
★ 10 Sector
★ 16 Sector

\$4.50 each \$3.90/10

NORTH STAR MINI
\$4.95 each \$4.50/10

★ STANDARD
★ Hard
★ Soft

\$4.50 each \$4.10/10

EVK Kluge Board

EVK 16K Byte Ram Board 95.00
EVK 6 Slot Motherboard 75.00
EVK Extender Board 35.00
EVK Solid Frame Chassis 129.00
EVK Connectors 6.50
AMI 6800 Proto Rom 30.00
AMI 6800 Micro Assembler Rom 30.00
6800 Tiny Basic Paper Tape 20.00
6800 Tiny Basic Eprom 125.00

PCG PROGRAMMABLE CHARACTER GENERATOR

The hottest version of STARWARS available from Objective Design

S-100 Computer 2MHz Kit with object code on cartridge or disk \$169.95

UV "Eprom" Eraser

Model UVs 11E \$64.95

Backs 4 EPROMs at a time
Backed by 45 years UV experience
Model 527 \$219.95
Professional Industrial Model

THE FIRST TO OFFER PRIME PRODUCTS TO THE HOBBYIST AT FAIR PRICES NOW LOWERS PRICES EVEN FURTHER!

1. Proven Quality Factory tested products only, no re-tests or fallouts. Guaranteed money back. We stand behind our products.

2. Same Day Shipment All prepaid orders with cashiers check, money order or charge card will be shipped same day as received.

SUPPORT DEVICES

AM9511 Arm Processor \$195.00
Z-80A 26.95
AM9515 DMA Controller 71.95
F8 (3850) 16.95
3851 16K HD 10.45
2550 24.95
C01802 19.95
3881 4 (4MHz) 14.95
3882 4 (4MHz) 14.95
3883 4 (4MHz) 14.95
3884 4 (4MHz) 14.95
3885 4 (4MHz) 14.95
3886 4 (4MHz) 14.95
3887 4 (4MHz) 14.95
3888 4 (4MHz) 14.95
3889 4 (4MHz) 14.95
3890 4 (4MHz) 14.95
3891 4 (4MHz) 14.95
3892 4 (4MHz) 14.95
3893 4 (4MHz) 14.95
3894 4 (4MHz) 14.95
3895 4 (4MHz) 14.95
3896 4 (4MHz) 14.95
3897 4 (4MHz) 14.95
3898 4 (4MHz) 14.95
3899 4 (4MHz) 14.95
3900 4 (4MHz) 14.95
3901 4 (4MHz) 14.95
3902 4 (4MHz) 14.95
3903 4 (4MHz) 14.95
3904 4 (4MHz) 14.95
3905 4 (4MHz) 14.95
3906 4 (4MHz) 14.95
3907 4 (4MHz) 14.95
3908 4 (4MHz) 14.95
3909 4 (4MHz) 14.95
3910 4 (4MHz) 14.95
3911 4 (4MHz) 14.95
3912 4 (4MHz) 14.95
3913 4 (4MHz) 14.95
3914 4 (4MHz) 14.95
3915 4 (4MHz) 14.95
3916 4 (4MHz) 14.95
3917 4 (4MHz) 14.95
3918 4 (4MHz) 14.95
3919 4 (4MHz) 14.95
3920 4 (4MHz) 14.95
3921 4 (4MHz) 14.95
3922 4 (4MHz) 14.95
3923 4 (4MHz) 14.95
3924 4 (4MHz) 14.95
3925 4 (4MHz) 14.95
3926 4 (4MHz) 14.95
3927 4 (4MHz) 14.95
3928 4 (4MHz) 14.95
3929 4 (4MHz) 14.95
3930 4 (4MHz) 14.95
3931 4 (4MHz) 14.95
3932 4 (4MHz) 14.95
3933 4 (4MHz) 14.95
3934 4 (4MHz) 14.95
3935 4 (4MHz) 14.95
3936 4 (4MHz) 14.95
3937 4 (4MHz) 14.95
3938 4 (4MHz) 14.95
3939 4 (4MHz) 14.95
3940 4 (4MHz) 14.95
3941 4 (4MHz) 14.95
3942 4 (4MHz) 14.95
3943 4 (4MHz) 14.95
3944 4 (4MHz) 14.95
3945 4 (4MHz) 14.95
3946 4 (4MHz) 14.95
3947 4 (4MHz) 14.95
3948 4 (4MHz) 14.95
3949 4 (4MHz) 14.95
3950 4 (4MHz) 14.95
3951 4 (4MHz) 14.95
3952 4 (4MHz) 14.95
3953 4 (4MHz) 14.95
3954 4 (4MHz) 14.95
3955 4 (4MHz) 14.95
3956 4 (4MHz) 14.95
3957 4 (4MHz) 14.95
3958 4 (4MHz) 14.95
3959 4 (4MHz) 14.95
3960 4 (4MHz) 14.95
3961 4 (4MHz) 14.95
3962 4 (4MHz) 14.95
3963 4 (4MHz) 14.95
3964 4 (4MHz) 14.95
3965 4 (4MHz) 14.95
3966 4 (4MHz) 14.95
3967 4 (4MHz) 14.95
3968 4 (4MHz) 14.95
3969 4 (4MHz) 14.95
3970 4 (4MHz) 14.95
3971 4 (4MHz) 14.95
3972 4 (4MHz) 14.95
3973 4 (4MHz) 14.95
3974 4 (4MHz) 14.95
3975 4 (4MHz) 14.95
3976 4 (4MHz) 14.95
3977 4 (4MHz) 14.95
3978 4 (4MHz) 14.95
3979 4 (4MHz) 14.95
3980 4 (4MHz) 14.95
3981 4 (4MHz) 14.95
3982 4 (4MHz) 14.95
3983 4 (4MHz) 14.95
3984 4 (4MHz) 14.95
3985 4 (4MHz) 14.95
3986 4 (4MHz) 14.95
3987 4 (4MHz) 14.95
3988 4 (4MHz) 14.95
3989 4 (4MHz) 14.95
3990 4 (4MHz) 14.95
3991 4 (4MHz) 14.95
3992 4 (4MHz) 14.95
3993 4 (4MHz) 14.95
3994 4 (4MHz) 14.95
3995 4 (4MHz) 14.95
3996 4 (4MHz) 14.95
3997 4 (4MHz) 14.95
3998 4 (4MHz) 14.95
3999 4 (4MHz) 14.95
4000 4 (4MHz) 14.95

MICROPROCESSORS

Z-80 \$195.00
2102 450ns 1.24 25.99 100
2102 250ns 1.30 1.25 115
2102 1.25 1.15 110
2102 1.15 1.10 105
2102 1.10 1.05 100
2102 1.05 1.00 95
2102 1.00 0.95 90
2102 0.95 0.90 85
2102 0.90 0.85 80
2102 0.85 0.80 75
2102 0.80 0.75 70
2102 0.75 0.70 65
2102 0.70 0.65 60
2102 0.65 0.60 55
2102 0.60 0.55 50
2102 0.55 0.50 45
2102 0.50 0.45 40
2102 0.45 0.40 35
2102 0.40 0.35 30
2102 0.35 0.30 25
2102 0.30 0.25 20
2102 0.25 0.20 15
2102 0.20 0.15 10
2102 0.15 0.10 5
2102 0.10 0.05 0

STATIC RAM HEADQUARTERS

2102 450ns 1.24 25.99 100
2102 250ns 1.30 1.25 115
2102 1.25 1.15 110
2102 1.15 1.10 105
2102 1.10 1.05 100
2102 1.05 1.00 95
2102 1.00 0.95 90
2102 0.95 0.90 85
2102 0.90 0.85 80
2102 0.85 0.80 75
2102 0.80 0.75 70
2102 0.75 0.70 65
2102 0.70 0.65 60
2102 0.65 0.60 55
2102 0.60 0.55 50
2102 0.55 0.50 45
2102 0.50 0.45 40
2102 0.45 0.40 35
2102 0.40 0.35 30
2102 0.35 0.30 25
2102 0.30 0.25 20
2102 0.25 0.20 15
2102 0.20 0.15 10
2102 0.15 0.10 5
2102 0.10 0.05 0

SOCKETS

8 Pin W/W 32 8 Pin S/T 17
14 Pin W/W 32 14 Pin S/T 17
16 Pin W/W 32 16 Pin S/T 17
18 Pin W/W 32 18 Pin S/T 17
20 Pin W/W 32 20 Pin S/T 17
22 Pin W/W 32 22 Pin S/T 17
24 Pin W/W 32 24 Pin S/T 17
26 Pin W/W 32 26 Pin S/T 17
28 Pin W/W 32 28 Pin S/T 17
30 Pin W/W 32 30 Pin S/T 17
32 Pin W/W 32 32 Pin S/T 17
34 Pin W/W 32 34 Pin S/T 17
36 Pin W/W 32 36 Pin S/T 17
38 Pin W/W 32 38 Pin S/T 17
40 Pin W/W 32 40 Pin S/T 17
42 Pin W/W 32 42 Pin S/T 17
44 Pin W/W 32 44 Pin S/T 17
46 Pin W/W 32 46 Pin S/T 17
48 Pin W/W 32 48 Pin S/T 17
50 Pin W/W 32 50 Pin S/T 17
52 Pin W/W 32 52 Pin S/T 17
54 Pin W/W 32 54 Pin S/T 17
56 Pin W/W 32 56 Pin S/T 17
58 Pin W/W 32 58 Pin S/T 17
60 Pin W/W 32 60 Pin S/T 17
62 Pin W/W 32 62 Pin S/T 17
64 Pin W/W 32 64 Pin S/T 17
66 Pin W/W 32 66 Pin S/T 17
68 Pin W/W 32 68 Pin S/T 17
70 Pin W/W 32 70 Pin S/T 17
72 Pin W/W 32 72 Pin S/T 17
74 Pin W/W 32 74 Pin S/T 17
76 Pin W/W 32 76 Pin S/T 17
78 Pin W/W 32 78 Pin S/T 17
80 Pin W/W 32 80 Pin S/T 17
82 Pin W/W 32 82 Pin S/T 17
84 Pin W/W 32 84 Pin S/T 17
86 Pin W/W 32 86 Pin S/T 17
88 Pin W/W 32 88 Pin S/T 17
90 Pin W/W 32 90 Pin S/T 17
92 Pin W/W 32 92 Pin S/T 17
94 Pin W/W 32 94 Pin S/T 17
96 Pin W/W 32 96 Pin S/T 17
98 Pin W/W 32 98 Pin S/T 17
100 Pin W/W 32 100 Pin S/T 17

CONNECTORS

6 Pin Single S/E 1.49
15 Pin Dual S/E 1.95
18 Pin Dual S/E 2.35
25 Pin Dual S/E 2.95
40 Pin W/W 2.95
43 Pin W/W 2.95
45 Pin W/W 2.95
47 Pin W/W 2.95
49 Pin W/W 2.95
51 Pin W/W 2.95
53 Pin W/W 2.95
55 Pin W/W 2.95
57 Pin W/W 2.95
59 Pin W/W 2.95
61 Pin W/W 2.95
63 Pin W/W 2.95
65 Pin W/W 2.95
67 Pin W/W 2.95
69 Pin W/W 2.95
71 Pin W/W 2.95
73 Pin W/W 2.95
75 Pin W/W 2.95
77 Pin W/W 2.95
79 Pin W/W 2.95
81 Pin W/W 2.95
83 Pin W/W 2.95
85 Pin W/W 2.95
87 Pin W/W 2.95
89 Pin W/W 2.95
91 Pin W/W 2.95
93 Pin W/W 2.95
95 Pin W/W 2.95
97 Pin W/W 2.95
99 Pin W/W 2.95
101 Pin W/W 2.95
103 Pin W/W 2.95
105 Pin W/W 2.95
107 Pin W/W 2.95
109 Pin W/W 2.95
111 Pin W/W 2.95
113 Pin W/W 2.95
115 Pin W/W 2.95
117 Pin W/W 2.95
119 Pin W/W 2.95
121 Pin W/W 2.95
123 Pin W/W 2.95
125 Pin W/W 2.95
127 Pin W/W 2.95
129 Pin W/W 2.95
131 Pin W/W 2.95
133 Pin W/W 2.95
135 Pin W/W 2.95
137 Pin W/W 2.95
139 Pin W/W 2.95
141 Pin W/W 2.95
143 Pin W/W 2.95
145 Pin W/W 2.95
147 Pin W/W 2.95
149 Pin W/W 2.95
151 Pin W/W 2.95
153 Pin W/W 2.95
155 Pin W/W 2.95
157 Pin W/W 2.95
159 Pin W/W 2.95
161 Pin W/W 2.95
163 Pin W/W 2.95
165 Pin W/W 2.95
167 Pin W/W 2.95
169 Pin W/W 2.95
171 Pin W/W 2.95
173 Pin W/W 2.95
175 Pin W/W 2.95
177 Pin W/W 2.95
179 Pin W/W 2.95
181 Pin W/W 2.95
183 Pin W/W 2.95
185 Pin W/W 2.95
187 Pin W/W 2.95
189 Pin W/W 2.95
191 Pin W/W 2.95
193 Pin W/W 2.95
195 Pin W/W 2.95
197 Pin W/W 2.95
199 Pin W/W 2.95
201 Pin W/W 2.95
203 Pin W/W 2.95
205 Pin W/W 2.95
207 Pin W/W 2.95
209 Pin W/W 2.95
211 Pin W/W 2.95
213 Pin W/W 2.95
215 Pin W/W 2.95
217 Pin W/W 2.95
219 Pin W/W 2.95
221 Pin W/W 2.95
223 Pin W/W 2.95
225 Pin W/W 2.95
227 Pin W/W 2.95
229 Pin W/W 2.95
231 Pin W/W 2.95
233 Pin W/W 2.95
235 Pin W/W 2.95
237 Pin W/W 2.95
239 Pin W/W 2.95
241 Pin W/W 2.95
243 Pin W/W 2.95
245 Pin W/W 2.95
247 Pin W/W 2.95
249 Pin W/W 2.95
251 Pin W/W 2.95
253 Pin W/W 2.95
255 Pin W/W 2.95
257 Pin W/W 2.95
259 Pin W/W 2.95
261 Pin W/W 2.95
263 Pin W/W 2.95
265 Pin W/W 2.95
267 Pin W/W 2.95
269 Pin W/W 2.95
271 Pin W/W 2.95
273 Pin W/W 2.95
275 Pin W/W 2.95
277 Pin W/W 2.95
279 Pin W/W 2.95
281 Pin W/W 2.95
283 Pin W/W 2.95
285 Pin W/W 2.95
287 Pin W/W 2.95
289 Pin W/W 2.95
291 Pin W/W 2.95
293 Pin W/W 2.95
295 Pin W/W 2.95
297 Pin W/W 2.95
299 Pin W/W 2.95
301 Pin W/W 2.95
303 Pin W/W 2.95
305 Pin W/W 2.95
307 Pin W/W 2.95
309 Pin W/W 2.95
311 Pin W/W 2.95
313 Pin W/W 2.95
315 Pin W/W 2.95
317 Pin W/W 2.95
319 Pin W/W 2.95
321 Pin W/W 2.95
323 Pin W/W 2.95
325 Pin W/W 2.95
327 Pin W/W 2.95
329 Pin W/W 2.95
331 Pin W/W 2.95
333 Pin W/W 2.95
335 Pin W/W 2.95
337 Pin W/W 2.95
339 Pin W/W 2.95
341 Pin W/W 2.95
343 Pin W/W 2.95
345 Pin W/W 2.95
347 Pin W/W 2.95
349 Pin W/W 2.95
351 Pin W/W 2.95
353 Pin W/W 2.95
355 Pin W/W 2.95
357 Pin W/W 2.95
359 Pin W/W 2.95
361 Pin W/W 2.95
363 Pin W/W 2.95
365 Pin W/W 2.95
367 Pin W/W 2.95
369 Pin W/W 2.95
371 Pin W/W 2.95
373 Pin W/W 2.95
375 Pin W/W 2.95
377 Pin W/W 2.95
379 Pin W/W 2.95
381 Pin W/W 2.95
383 Pin W/W 2.95
385 Pin W/W 2.95
387 Pin W/W 2.95
389 Pin W/W 2.95
391 Pin W/W 2.95
393 Pin W/W 2.95
395 Pin W/W 2.95
397 Pin W/W 2.95
399 Pin W/W 2.95
401 Pin W/W 2.95
403 Pin W/W 2.95
405 Pin W/W 2.95
407 Pin W/W 2.95
409 Pin W/W 2.95
411 Pin W/W 2.95
413 Pin W/W 2.95
415 Pin W/W 2.95
417 Pin W/W 2.95
419 Pin W/W 2.95
421 Pin W/W 2.95
423 Pin W/W 2.95
425 Pin W/W 2.95
427 Pin W/W 2.95
429 Pin W/W 2.95
431 Pin W/W 2.95
433 Pin W/W 2.95
435 Pin W/W 2.95
437 Pin W/W 2.95
439 Pin W/W 2.95
441 Pin W/W 2.95
443 Pin W/W 2.95
445 Pin W/W 2.95
447 Pin W/W 2.95
449 Pin W/W 2.95
451 Pin W/W 2.95
453 Pin W/W 2.95
455 Pin W/W 2.95
457 Pin W/W 2.95
459 Pin W/W 2.95
461 Pin W/W 2.95
463 Pin W/W 2.95
465 Pin W/W 2.95
467 Pin W/W 2.95
469 Pin W/W 2.95
471 Pin W/W 2.95
473 Pin W/W 2.95
475 Pin W/W 2.95
477 Pin W/W 2.95
479 Pin W/W 2.95
481 Pin W/W 2.95
483 Pin W/W 2.95
485 Pin W/W 2.95
487 Pin W/W 2.95
489 Pin W/W 2.95
491 Pin W/W 2.95
493 Pin W/W 2.95
495 Pin W/W 2.95
497 Pin W/W 2.95
499 Pin W/W 2.95
501 Pin W/W 2.95
503 Pin W/W 2.95
505 Pin W/W 2.95
507 Pin W/W 2.95
509 Pin W/W 2.95
511 Pin W/W 2.95
513 Pin W/W 2.95
515 Pin W/W 2.95
517 Pin W/W 2.95
519 Pin W/W 2.95
521 Pin W/W 2.95
523 Pin W/W 2.95
525 Pin W/W 2.95
527 Pin W/W 2.95
529 Pin W/W 2.95
531 Pin W/W 2.95
533 Pin W/W 2.95
535 Pin W/W 2.95
537 Pin W/W 2.95
539 Pin W/W 2.95
541 Pin W/W 2.95
543 Pin W/W 2.95
545 Pin W/W 2.95
547 Pin W/W 2.95
549 Pin W/W 2.95
551 Pin W/W 2.95
553 Pin W/W 2.95
555 Pin W/W 2.95
557 Pin W/W 2.95
559 Pin W/W 2.95
561 Pin W/W 2.95
563 Pin W/W 2.95
565 Pin W/W 2.95
567 Pin W/W 2.95

ELECTRONIC SUPERMARKET

Phone Orders
(617) 532 2323
BA, MC or AE

KEY-TO-TAPE RECORDER SPECIAL PRICE!



Key-To-Tape Recorder

\$199.88

Singer/Pertec systems w/display station, keyboard, 7-track magnetic data recorder, controller, etc. Read back circuits allows search on record key, editing, duplicating, etc. Units were working when taken out of service & are complete & ready-to-go. but may require minor adjustments. Sold on an "AS IS" basis only. Data not supplied w/unit, available separately. Md. 4301-7 7-track Data Recorder, our catalog no. 75F70296... \$199.88 DATA PACKAGE 75F70296... \$29.50

CALL DIRECTORS



10% OFF ON ALL ORDERS OVER \$10 FROM THIS AD.

3-Line-5 Line-11 Line, with rotary dial, reconditioned. Please state choice! Sh. Wt 10 Lbs. 3 Line 8C30277 \$29.88 Sh. Wt 10 Lbs. 5 Line 8C0549 \$39.88 Sh. Wt 15 Lbs. 11 Line 8C0550 \$49.88 ALSO: TOUCH TONE-PAY STATION TELEPHONES!

P.O. BOX 619 - DEPT. R-1 LYNNFIELD MASS. 01940
Terms: Add postage: No C.O.D's. Phone Orders BA-MA-AE.

PROJECTION T.V.



\$1088.88 SPECIAL PURCHASE
This fantastic system projects life-size color images of clarity & brilliance on a separate 40" HX50" W dia. screen. While its picture covers 8-times the area of a conventional 24" TV, it is very easily set up. Use large screen viewing in your home, bar, club or store. Can be set up in the same space you now devote to TV viewing. COMPLETE KIT-stand, lens cone & TV. Sh. Wt. 100 Lbs. 8A30393... \$1088.88 SHIPPED TRUCK FREIGHT COLLECT ONLY

BURGLAR ALARM BOARD

\$2.88
Neat new closed-circuit alarm board will latch a relay if the alarm circuit is opened. This unit operates on 12-VDC at such a low price, it makes a perfect compact alarm component with data. Qty Ltd. 8K30267... \$2.80 5 for \$13.88 8K30267... \$13.88/5

SUPER 16/8 WATT STEREO AMP.

Neat assembled board contains all solid state components. Contains a DARLINGTON drive, push-pull output, all with complementary power tap transistors & mounted to lg. heat sinks. Accepts input from tape decks, magnetic or ceramic phono cartridges, mikes, etc. Requires a 48V transformer & 1 meg volume control. (not supplied). Output 8 into 8 ohms. (Supplied with data). Sh. Wt 1 Lb. 8Y1013... \$5.78 * Stereo Xformer... 8G0530... \$2.88 * Stereo Pkg. - 16 watts W/xformer & cont. Sh. Wt 4 Lbs. 8E0544... \$13.88

For
faster
service

USE
ZIP
CODE

on
all
mail

CABLE FM station. No experience required, excellent spare-time income, others operate for you. Details free. BROADCASTING, Box 130-F1, Paradise, CA 95969

MECHANICALLY INCLINED INDIVIDUALS —WANTED—

Assemble electronic devices in your home. Get started in spare time. Experience. Knowledge or Investment Not Necessary. Expect big profits: \$300 - \$600/WK. Possible. Write for free literature telling how.

ELECTRONIC DEVELOPMENT LAB
Box 1560R, Pinellas Park, FL 33565

TECHNICIANS-ENGINEERS: Work in sunny California. Detailed employer descriptions and listings for digital, RF, microwave. Bay area job market at its best! Send \$3.00 to: TOPJOB, 121 S. 15th St., San Jose, CA 95112

GET cash commission with each order from friends, neighbors, for America's finest shoes. Easy. Profitable. No experience needed. Selling outfit free! MASON SHOES, K-460, Chippewa Falls, WI 54729

GOVERNMENT SURPLUS

JEEPS — \$59.30! — cars — \$33.50! — 450,000 items! government surplus—most comprehensive directory available tells how, where to buy—your area—\$2.00—moneyback guarantee—GOVERNMENT INFORMATION SERVICES, Department VA—1, Box 99249, San Francisco, CA 94109




HIGH BLOOD PRESSURE Treat it...and live.

The National High Blood Pressure Education Program,
U.S. Department of Health, Education, and Welfare.

CIRCLE 52 ON FREE INFORMATION CARD

Olson. 1000 OHMS PER VOLT TESTER



899 Reg. 1250
TE-184

- Pocket Size Goes Anywhere
- Easy to Read Meter

AC BATTERY ADAPTOR



Reg. 279
5.99 BA-159

- For Radios, Recorders, Calculators, and More!
- 6.7.5.9V @ 300mA
- Includes Plug for Mini. Micro, Co-Ax Jacks
- Styles Vary

8-TRACK Recording Tape 49¢



Reg. 99¢ TA-907

- 40-Minute Recording Tape
- Quality Reproduction


COMPACT TRUMPET



444 Reg. 699
SS-453

- Mounts Under Hood or In/On Truck Cab

20 lbs. SURPRISE KIT



Reg. 10.99
999 XX-197

- Capacitors
- Motors
- Resistors
- Most Anything Electrical

500-Ft. Hookup Wire Kit




Reg. 428
399 WW-579

- For Printed Circuits or Wiring Project. Hobbyist and Repair
- Less Than 1 Cent A Foot
- Five 100-Ft. Rolls

60 Minute Blank CASSETTE

3 For 87¢



- TA-879 Reg. 149
- Pkg. of 3
 - 60-Minutes
 - Ideal for Music or Voice



FREE!

Dept. LK 260 S. Forge St. Akron, Ohio 44327

NAME				
ADDRESS				
CITY				
STATE		ZIP		
Qty	Stk. #	Description	Price Ea.	Total

For 24 Hour PHONE Service Call (216)535-1800

☐ Please send me a free subscription to Olson Value Packed Catalog. (Within the Continental USA Only)

Tax
Postage
Total

CIRCLE 61 ON FREE INFORMATION CARD

Radio Shack: No. 1 Parts Place

Low Prices and New Items Everyday!

Top-quality devices, fully functional, carefully inspected. Guaranteed to meet all specifications, both electrically and mechanically. All are made by well-known American manufacturers, and all have to pass manufacturer's quality control procedures. These are not rejects, not fallouts, not seconds. In fact, there are none better on the market! Always count on Radio Shack for the finest quality electronic parts!

TTL and CMOS Logic ICs

Full-Spec Devices
Direct from
Motorola and
National Semiconductor



Type	Cat No	ONLY
7400	276-1801	35¢
7402	276-1811	39¢
7404	276-1802	35¢
7406	276-1821	49¢
7410	276-1807	39¢
7413	276-1815	79¢
7420	276-1809	39¢
7427	276-1823	49¢
7432	276-1824	49¢
7441	276-1804	99¢
7447	276-1805	99¢
7448	276-1816	99¢
7451	276-1825	39¢
7473	276-1803	49¢
7474	276-1818	49¢
7475	276-1806	79¢
7476	276-1813	59¢
7485	276-1826	1.19
7486	276-1827	49¢
7490	276-1808	79¢
7492	276-1819	69¢
74123	276-1817	99¢
74145	276-1828	1.19
74150	276-1829	1.39
74154	276-1834	1.29
74192	276-1831	1.19
74193	276-1820	1.19
74194	276-1832	1.19
74196	276-1833	1.29
4001	276-2401	Reg. \$.49 Sale 39¢
4011	276-2411	Reg. \$.49 Sale 39¢
4012	276-2412	Reg. \$.69 Sale 49¢
4013	276-2413	Reg. \$.89 Sale 69¢
4017	276-2417	Reg. \$1.49 Sale 1.19
4020	276-2420	Reg. \$1.49 Sale 1.19
4021	276-2421	Reg. \$1.49 Sale 99¢
4023	276-2423	Reg. \$.69 Sale 49¢
4027	276-2427	Reg. \$.89 Sale 69¢
4028	276-2428	Reg. \$1.29 Sale 89¢
4046	276-2446	Reg. \$1.69 Sale 1.29
4049	276-2449	Reg. \$.69 Sale 49¢
4050	276-2450	Reg. \$.69 Sale 49¢
4051	276-2451	Reg. \$1.49 Sale 1.19
4066	276-2466	Reg. \$.99 Sale 79¢
4070	276-2470	Reg. \$.69 Sale 49¢
4511	276-2447	Reg. \$1.69 Sale 1.19
4518	276-2490	Reg. \$1.49 Sale 1.19
4543	276-2491	Reg. \$1.89 Sale 1.49

Linear ICs

Type	Cat No	ONLY
301CN	276-017	49¢
324N	276-1711	1.49
339N	276-1712	1.49
386CN	276-1731	99¢
555CN	276-1723	79¢
556CN	276-1728	1.39
566CN	276-1724	1.69
567CN	276-1721	1.99
723CN	276-1740	69¢
741CN	276-007	49¢
741H	276-010	49¢
3900N	276-1713	99¢
3909N	276-1705	99¢
4558CN	276-039	79¢
75491	276-1701	99¢
75492	276-1702	99¢
7805	276-1770	1.29
7812	276-1771	1.29
7815	276-1772	1.29

8080A Microprocessor



The heart of a low-cost microcomputer. 2 µsec cycle time. Includes 10-page data sheet and full specs. 276-2510 Reg. \$12.95 ... Sale 9.95

RAM Memory ICs

Under 450 nS Access Time
2102 1024 x 1 Array. Low-cost static memory chip. 16-pin DIP. Buy 8 and save!
276-2501 2.49 Ea. or 8/14.95
2114L 1024 x 4 Array. High-density static RAM. 18-pin DIP. NMOS design. 276-2504 12.95

SN-76477 Sound/Music Synthesizer IC

NEW



299


Featured in Oct. Popular Electronics

Creates almost any type of sound — music to "gunshots"! Built-in audio amp. Includes 2 VCO's, LF osc., noise gen., filter, 2 mixers, envelope modulator, logic circuit. 28-pin DIP. With data/applications circuits. 276-1765 2.99

Analog Audio Delay IC MN 3002

NEW


10⁹⁵



For Phase-Shifter, Reverb & Delay Circuits


"Bucket Brigade" device uses 512 shift registers to provide a continuously variable electronic delay for complex audio signals. Includes data sheet and applications circuits. 276-1760 10.95

Heat Sinks



A TO-220. For PC board-mounted power semiconductors in TO-220 cases. Anodized aluminum. 276-1363 79¢
B TO-3 Sink. For PC or chassis mtg. 276-1364 1.39
C Universal. Mounts 2 devices, accepts 9 case styles. 276-1361 2.69

Top-Quality IC and PCB Accessories



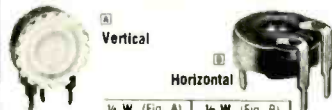
A PC Board. Mounts two 14 or 16-pin ICs or sockets for bread boarding. Copper clad. 2 1/2" x 5 1/4" x 1/16". 276-151 Reg. \$2.99 Sale 1.99
B PC Board. Mounts single 14 or 16-pin IC or socket. 276-024 Pkg. of 25/99¢
C 16-Pin IC Test Clip. 276-1951 3.99
D 16-Pin DIP Header. With snap-on cover. 276-1980 1.29
E 8-Rocker 16-Pin DIP Switch. 276-1301 1.99
F Vertical 16-pin Socket. For LED displays. 276-1986 1.49
G 16-Pin DIP Jumper Cable. 18" long. 276-1976 3.99

Wire Wrapping Accessories



Wire Wrapping Tool. Strips and wraps 30-gauge wire. 276-1570 6.95
14-Pin Wire Wrapping Sockets. 276-1993 2/1.29
16-Pin Wire Wrapping Sockets. 276-1994 2/1.39
50 Red 30-ga. Kynar Wire. 278-501 1.99
50 White 30-ga. Kynar Wire. 278-502 1.99
50 Blue 30-ga. Kynar Wire. 278-503 1.99

PC Potentiometers




Ohms	Cat No	Ea	Cat No	Ea
500k	271-226	49¢	271-333	39¢
1k	271-227	49¢	—	—
5k	271-217	49¢	—	—
10k	271-218	49¢	271-335	39¢
25k	—	—	271-336	39¢
50k	271-219	49¢	—	—
100k	271-220	49¢	271-338	39¢
500k	271-221	49¢	—	—
1 Meg	271-229	49¢	—	—

Switches



A Miniature Toggle. 6A @ 125VAC. SPDT. 275-662 2.39
DPDT. 275-663 2.89
DPDT. Center-Off. 275-664 2.99
B Momentary SPST. 275-609 1.79
C Momentary SPDT. 275-1549 1.99
D SPST Mercury. 275-027 99¢

Molded Connectors



Molded nylon body. Each circuit rated 8A @ 250V. Standard .093" pin diameter.
A 4-Pin Male. 274-224 99¢
6-Pin Male. 274-226 1.19
9-Pin Male. 274-229 1.39
12-Pin Male. 274-232 1.49
B 4-Pin Female. 274-234 99¢
6-Pin Female. 274-236 1.19
9-Pin Female. 274-239 1.39
12-Pin Female. 274-242 1.49
2-Pin Male & Female. (Not Shown) Pair 89¢
274-222

IC Breadboard Sockets



Modular boards snap together and feature standard 0.3" center. Accept 22 through 30-gauge solid hookup wire.
A 550 connections in 2 bus strips of 40 tie points each with 47 rows of 5 connected tie points. 2 1/2" x 6". 276-174 9.95
B 270 connections in 2 bus strips of 40 tie points each with 23 rows of 5 connected tie points. 2 1/2" x 3 1/2". 276-175 5.95
C Mini-Socket. 22 rows of 5 tie points each, plus 2 bus strips with 10 connections each. 2 1/2" x 1 1/2". 276-176 3.95

SALE



4cm x 2cm Silicon Cell
Silicon type cell converts light to electrical power, delivering up to 100 mA at 0.5V. Use several in series-parallel for higher voltage or current. 276-120 Reg. \$2.99 Sale 2.29

Solar Cells



Electricity from Light
2 1/4" Dia. Silicon Cell
Highly efficient! Delivers up to 400 mA at 0.5V. Ideal for solar power projects, battery charging and operating electronic equipment. 276-121 5.99

Low-Cost Power Transformers

• Primaries Designed to Operate from 120VAC, 60 Hz
• Solder Lugs for Easy Wiring or PC Board Mounting

Volts	Current	Cat. No	Each	Volts	Current	Cat. No	Each
6.3	1.2A	273-050	2.49	6.3 CT	3A	273-1510	3.99
6.3	300 mA	273-1384	1.99	12.6 CT	3A	273-1511	4.69
12	300 mA	273-1385	1.99	25.2 CT	2A	273-1512	4.99
24	300 mA	273-1386	2.49	12	5A	273-1513	8.95
24	1.2A	273-1480	2.99	18 CT*	4A	273-1514	8.95
12.6 CT	1.2A	273-1505	2.89	18 CT*	2A	273-1515	4.99

*Ideal for 5V (using CT) or 12V solid-state regulators

Epoxy-Glass Plug-In PC Boards



For 22-pin connectors. 4 1/2" x 4 1/2" grid. 3 styles available.
Standard. 276-155 4.49
Digital. 276-156 4.49
Op-Amp. 276-157 4.49
22-Pin Dual Connector. 276-1551 2.99

WHY WAIT FOR MAIL ORDER DELIVERY?
IN STOCK NOW AT OUR STORE NEAR YOU!

Prices may vary at individual stores and dealers

Radio Shack
A DIVISION OF TANDY CORPORATION • FORT WORTH, TEXAS 76102
OVER 7000 LOCATIONS IN NINE COUNTRIES



FREQUENCY COUNTER KIT

Outstanding Performance

Incredible Price **\$89⁹⁵**

CT-50

The CT-50 is a versatile and precision frequency counter which will measure frequencies to 60 mHz and up to 600 mHz with the CT-600 option. Large Scale Integration, CMOS circuitry and solid state display technology have enabled this counter to match performance found in units selling for over three times as much. Low power consumption (typically 300-400 ma) makes the CT-50 ideal for portable battery operation. Features of the CT-50 include: large 8 digit LED display, RF shielded all metal case, easy pushbutton operation, automatic decimal point, fully socketed IC chips and input protection to 50 volts to insure against accidental burnout or overload. And, the best feature of all is the easy assembly. Clear, step by step instructions guide you to a finished unit you can rely on. **Order your today!**

CT-50, 60 mHz counter kit
CT-50WT, 60 mHz counter, wired and tested
CT-600, 600 mHz scaler option, add

\$89.95
\$159.95
29.95

CB-1, Color TV calibrator-stabilizer
DP-1, DC probe, general purpose probe
HP-1, High impedance probe, non-leakdr

\$14.95
\$12.95
\$15.95

CAR CLOCK

The UN-KIT, only 5 solder connections

Here's a super looking, rugged and accurate auto clock which is a snap to build and install. Clock movement is completely assembled—you only solder 3 wires and 2 switches, takes about 15 minutes! Display is bright green with automatic brightness control photocell—assures you of a highly readable display, day or night. Comes in a satin finish anodized aluminum case which can be attached 5 different ways using 2 sided tape. Choice of silver, black or gold case (specify).

DC-3 kit, 12 hour format **\$22.95**
DC-3 wired and tested **\$29.95**
110V AC adapter **\$5.95**

Under dash car clock

12 24 hour clock in a beautiful plastic case features: 6 jumbo RED LEDs, high accuracy (1 min. mo.), easy 3 wire hookup, display blanks with ignition, and super instructions. Optional dimmer automatically adjusts display to ambient light level.

DC-11 clock with mtg. bracket **\$27.95**
DM-1 dimmer adapter **2.50**

PRESCALER

Extend the range of your counter to 600 mHz. Works with any counter. Includes 2 transistor pre-amp to give super sens. typically 20 mv at 150 mHz. Specify +10 or +100 ratio.

PS-1B, 600 mHz prescaler **\$59.95**
PS-1BK, 600 mHz prescaler kit **49.95**

OP-AMP SPECIAL

741 mini dip **12/\$2.00**
B1-FET mini dip, 741 type **10/\$2.00**

VIDEO TERMINAL

A completely self-contained, stand alone video terminal card. Requires only an ASCII keyboard and TV set to become a complete terminal unit. Two units available, common features are: single 5V supply, XTAL controlled sync and baud rates (to 9600), complete computer and keyboard control of cursor, Parity error control and display. Accepts and generates serial ASCII plus parallel keyboard input. The 3216 is 32 char. by 16 lines, 2 pages with memory dump feature. The 6416 is 64 char. by 16 lines, with scrolling, upper and lower case (optional) and has RS-232 and 20ma loop interfaces on board. Kits include sockets and complete documentation.

RE 3216, terminal card **\$149.95**
RE 6416, terminal card **189.95**
Lower Case option, 6416 only **13.95**
Power Supply Kit **14.95**
Video/RF Modulator, VD-1 **6.95**
Assembled, tested units, add **60.00**

CALENDAR ALARM CLOCK

The clock that's got it all. 6-5" LEDs, 12 24 hour, snooze, 24 hour alarm, 4 year calendar, battery backup, and lots more. The super 7001 chip is used. Size: 5x4x2 inches. Complete kit, less case (not available) **\$34.95**

30 Watt 2 mtr PWR AMP

Simple Class C power amp features 8 times power gain. 1 W in for 8 out, 2 in for 15 out, 4 W in for 30 out. Max. output of 35 W, incredible value, complete with all parts, less case and T-R relay.

PA-1, 30 W pwr amp kit **\$22.95**
TR-1, RF sensed T-R relay kit **6.95**

FM MINI MIKE KIT

A super high performance FM wireless mike kit! Transmits a stable signal up to 300 yards with exceptional audio quality by means of its built in electret mike. Kit includes case, mike, on-off switch, antenna, battery and super instructions. This is the finest unit available.

FM-3 kit **\$12.95**
FM-3 wired and tested **16.95**

CLOCK KITS

our Best Seller
your Best Deal



Try your hand at building the finest looking clock on the market. Its satin finish anodized aluminum case looks great anywhere, while six 4" LED digits provide a highly readable display. This is a complete kit, no extras needed, and it only takes 1-2 hours to assemble. Your choice of case colors: silver, gold, bronze, black, blue (specify).

Clock kit, 12 24 hour, DC-5 **\$22.95**
Clock with 10 min. ID timer, 12 24 hour, DC-10 **27.95**
Alarm clock, 12 hour only, DC-8 **24.95**
12V DC car clock, DC-7 **27.95**
For wired and tested clocks add \$10.00 to kit price.

Hard to find PARTS

LINEAR ICs		REGULATORS	
301	\$.35	78MG	\$1.25
324	1.50	723	.50
380	1.25	309K	.85
380-8	.75	7805	.85
555	.45	78L05	.25
556	.85	7805	1.25
566	1.15	7812	.85
567	1.25	7912	1.25
1458	.50	7815	.85
3900	.50		
CMOS ICs		TTL ICs	
4011	.20	74500	.35
4013	.35	7447	.65
4046	1.85	7475	.50
4049	.40	7490	.50
4518	1.25	74196TI	1.35
5369	1.75	SPECIAL ICs	
		11C90	13.50
		10116	1.25
TRANSISTORS		4511	2.00
2N3904 type	10/1.00	5314	2.95
2N3906 type	10/1.00	5375AB	2.95
NPN 30W Pwr	3/1.00	7001	6.50
PNP 30W Pwr	3/1.00	4059 + N	9.00
2N3055	.60	7208	17.95
UJT 2N2646 type	3/2.00	LEOs	
FET MPF102 type	3/2.00	Jumbo red	8/1.00
UHF 2N5179 type	3/2.00	Jumbo green	6/1.00
MRF-238 RF	11.95	Jumbo yellow	6/1.00
SOCKETS		Mini red	8/1.00
8 pin	10/2.00	Micro red	8/1.00
14 pin	10/2.00	BiPolar	.75
16 pin	10/2.00	FERRITE BEADS	
24 pin	4/2.00	With info, specs	15/1.00
28 pin	4/2.00	6 hole balun	5/1.00
40 pin	3/2.00		

Ramsey's famous MINI-KITS

FM WIRELESS MIKE KIT

Transmits up to 300' to any FM broadcast radio, uses any type of mike. Runs on 3 to 9V. Type FM-2 has added sensitive mike preamp stage. FM-1 kit **\$2.95** FM-2 kit **\$4.95**

VIDEO MODULATOR KIT

Converts any TV to video monitor. Super stable, tunable over ch. 4-6. Runs on 5-15V, accepts std. video signal. Best unit on the market! Complete kit, VD-1 **\$6.95**

SUPER SLEUTH

A super sensitive amplifier which will pick up a pin drop at 15 feet! Great for monitoring baby's room or as general purpose amplifier. Full 2 W rms output, runs on 6 to 15 volts, uses 8-45 ohm speaker. Complete kit, BN-9 **\$5.95**

TOPE DECODER

A complete tone decoder on a single PC board. Features: 400-5000 Hz adjustable range via 20 turn pot, voltage regulation, 567 IC. Useful for touch-tone decoding, tone burst detection, FSK, etc. Can also be used as a stable tone encoder. Runs on 5 to 12 volts. Complete kit, TD-1 **\$5.95**

POWER SUPPLY KIT

Complete triple regulated power supply provides variable 6 to 18 volts at 200 ma and +5V at 1 A. Excellent load regulation, good filtering and small size. Less transformers, requires 6.3V @ 1 A and 24 VCT. Complete kit, PS-3LT **\$6.95**

COLOR ORGAN/MUSIC LIGHTS

See music come alive! 3 different lights flicker with music. One light for lows, one for the mid-range and one for the highs. Each channel individually adjustable, and drives up to 300W. Great for parties, band music, nite clubs and more. Complete kit, ML-1 **\$7.95**

WHISPER LIGHT KIT

An interesting kit, small mike picks up sounds and converts them to light. The louder the sound, the brighter the light. Completely self-contained, includes mike, runs on 110VAC, controls up to 300 watts. Complete kit, WL-1 **\$6.95**

SIREN KIT

Produces upward and downward wail characteristic of a police siren. 5W peak audio output, runs on 3-15 volts, uses 3-45 ohm speaker. Complete kit, SM-3 **\$2.95**

LED BLINKY KIT

A great attention getter which alternately flashes 2 jumbo LEDs. Use for name badges, buttons, warning panel lights, anything! Runs on 3 to 15 volts. Complete kit, BL-1 **\$2.95**

ramsey electronics

PHONE ORDERS CALL
(716) 271-6487

BOX 4072, ROCHESTER, N.Y. 14610

TERMS: Satisfaction guaranteed or money refunded. COD, add \$1.50. Minimum order, \$6.00. Orders under \$10.00, add \$7.50. Add 5% for postage, insurance, handling. Overseas, add 15%. NY residents, add 7% tax.

Rockwell AIM 65

The Head-Start in Computers

AIM 65 Technical Overview

THERMAL PRINTER

- Most desired feature on low-cost microcomputer systems
- Wide 20-column printout
 - Versatile 5 x 7 dot matrix format
 - Complete 64-character ASCII alphanumeric format
 - Fast 120 lines per minute
 - Quiet thermal operation
 - Proven reliability

FULL-SIZE ALPHANUMERIC KEYBOARD

- Provides compatibility with system terminals
- Standard 54 key terminal-style layout
 - 26 alphabetic characters
 - 10 numeric characters
 - 22 special characters
 - 9 control functions
 - 3 user-defined functions

TRUE ALPHANUMERIC DISPLAY

- Provides legible and lengthy display
- 20 characters wide
 - 16-segment characters
 - High contrast monolithic characters
 - Complete 64-character ASCII alphanumeric format

PROVEN R6500 MICROCOMPUTER SYSTEM DEVICES

- Reliable high performance NMOS technology
- R6502 Central Processing Unit (CPU) operating at 1 MHz
 - Has 65K address capability 13 addressing modes and true index capability Simple but powerful 56 instructions
 - Read/Write Memory using R2114 Static RAM devices Available in 1K byte and 4K byte versions
 - 8K Monitor Program Memory using R2332 Static ROM devices Has sockets to accept additional 2332 ROM or 2532 PROM devices to expand on-board Program Memory up to 20K bytes
 - R6532 RAM-Input Output-Timer (RIOT) combination device Multipurpose circuit for AIM 65 Monitor functions
 - Two R6522 Versatile Interface Adapter (VIA) devices which support AIM 65 and user functions Each VIA has two parallel and one serial 8-bit bidirectional I/O ports two 2-bit peripheral handshake control lines and two fully-programmable 16-bit interval timer event counters

BUILT-IN EXPANSION CAPABILITY

- 44-Pin Application Connector for peripheral add-ons
- 44-Pin Expansion Connector has full system bus
- Both connectors are KIM-1 compatible

TTY AND AUDIO CASSETTE INTERFACES

- Standard interface to low-cost peripherals
- 20 ma current loop TTY interface
 - Interface for two audio cassette recorders
 - Two audio cassette formats ASCII KIM-1 compatible and binary blocked file assembler compatible

ROM-RESIDENT ADVANCED INTERACTIVE MONITOR

- Advanced features found only on larger systems
- Monitor-generated prompts
 - Single keystroke commands
 - Address independent data entry
 - Debug aids
 - Error messages
 - Option and user interface linkage

ADVANCED INTERFACE MONITOR COMMANDS

- Major Function Entry (RESET Button) - Enter and initialize Monitor
- ESC - Re-enter Monitor
- E - Enter and initialize Text Editor
- T - Re-enter Text Editor
- N - Enter Assembler
- 5 - Enter and initialize BASIC Interpreter
- 6 - Re-enter BASIC Interpreter

Instruction Entry and Disassembly

- I - Enter mnemonic instruction entry mode
- K - Disassemble memory

Display/Alter Registers and Memory

- A - Alter Program Counter to (address)
- X - Alter Accumulator to (byte)
- Y - Alter X Register to (byte)
- P - Alter Processor Status to (byte)
- S - Alter Stack Pointer to (byte)
- R - Display all registers
- M - Displays four memory locations starting at (address)
- (SPACE) - Display next four memory locations
- / - Alter current memory location

Manipulate Breakpoints

- # - Clear all breakpoints
- 4 - Toggle breakpoint enable on/off
- B - Set one to four breakpoint addresses
- ? - Display breakpoint addresses

Control Instruction/Trace

- G - Execute user's program
- Z - Toggle instruction trace mode on/off
- V - Toggle register trace mode on/off
- H - Trace Program Counter history

Control Peripheral Devices

- L - Load object code into memory from peripheral I/O device
- D - Dump object code to peripheral I/O device
- 1 - Toggle Tape 1 control on/off
- 2 - Toggle Tape 2 control on/off
- 3 - Verify tape checksum
- CTRL PRINT - Toggle Printer on/off
- LF - Line Feed
- PRINT - Print Display contents

Call User-Defined Functions

- F1 - Call User Function 1
- F2 - Call User Function 2
- F3 - Call User Function 3

Text Editor Commands

- R - Read lines into text buffer from peripheral I/O device
- I - Insert line into text buffer from Keyboard
- K - Delete current line of text
- (SPACE) - Display current line of text
- L - List lines of text to peripheral I/O device
- U - Move up one line
- D - Move down one line
- T - Go to top line of text
- B - Go to bottom line of text
- F - Find character string
- C - Change character string
- Q - Quit Text Editor return to Monitor

LOW COST PLUG-IN ROM OPTIONS

- 4K Assembler - Symbolic two-pass
 - 8K BASIC Interpreter
- POWER SUPPLY SPECIFICATIONS
- 5 VDC - 5% regulated @ 2.0 amps (max)
 - 24 VDC - 15% unregulated @ 2.5 amps (peak)
 - 0.5 amps (average)

- AIM 65 (1K) \$375.00 (\$15.00)
- AIM 65 (4K) \$450.00 (\$15.00)
- Assembler ROM - Add \$85.00
- BASIC Interpreter - Add \$100.00
- Power Supply - Add \$45.00
- *Shipping and handling charge
- Calif residents add 6% sales tax



Rockwell's AIM 65 Advanced Interactive Microcomputer can get you into the exciting world of microcomputers a lot easier and at a lower cost than you may have thought possible. And you'll be working with the 6500 family the advanced state-of-the-art NMOS system that's an everincreasing favorite for new commercial and hobbyist applications.

As a learning aid, AIM 65 gives you an assembled versatile microcomputer system with a fullsize keyboard, 20-character display and uniquely a thermal printer. An on-board Advanced Interactive Monitor program provides extensive control and program development functions. And our AIM 65 User's Manual will help you along each step of the way.

You'll master fundamentals rapidly. Then you'll appreciate the fact that unlike the computer toys on the market, AIM 65 offers flexibility and expandability you would expect to find in a sophisticated microcomputer development system.

THERMAL PRINTER GIVES YOU HARD COPY - FAST AND QUIET.

AIM 65's 20 column Thermal Printer prints on low-cost thermal roll paper at a fast 120 lines per minute. It produces all of the standard 64 ASCII characters with a crisp-printing five-by-seven dot matrix. AIM 65's on-board printer is a unique feature for a low-cost computer.

EXTENDED ALPHANUMERIC DISPLAY IS BUILT FOR UNDERSTANDING, NOT DECIPHERING.

AIM 65 comes with a 20-character true Alphanumeric Display. Information is displayed with bright, magnified 16-segment font monolithic characters. It's both unambiguous and easily readable.

FULL-SIZE KEYBOARD IS DESIGNED FOR HUMANS, NOT ELVES.

AIM 65's terminal-style keyboard frees you from the hassles of fumbling around with a tiny calculator-type keypad. And its 54 keys provide 70 different alphabetic, numeric, control and special functions.

ON-BOARD ADVANCED INTERACTIVE MONITOR GETS YOUR PROGRAMS UP AND RUNNING.

The ROM-resident AIM 65 Advanced Interactive Monitor Program provides a comprehensive set of easy-to-use, single-keystroke commands for debugging your programs and offers features normally available only in larger, expensive microcomputer development systems. And with the AIM 65 Monitor, there's no guesswork involved. The Monitor gives a self-explanatory prompt when it needs information and it will generate a meaningful error message if an error has occurred.

The AIM 65 Monitor includes commands to:

- Enter and edit programs directly - no "opcode" memorization
- List programs on Printer or TTY
- Display alter registers and memory
- Set breakpoints, trace and debug program execution
- Control the Thermal Printer
- Transfer information to/from attached Cassette Recorders or TTY
- Execute programs in on-board or external RAM, ROM or PROM memory
- Interface the optional AIM 65 Assembler and BASIC Interpreter

AIM 65'S ADVANCED R6500 NMOS ARCHITECTURE.

The R6502 Central Processing Unit is the heart of the AIM 65. It provides demonstrated speed and simplicity plus 65K addressability and the power of a 56-command minicomputer-like instruction set.

The R6532 RAM-Input Output-Timer (RIOT) combination device is used by the AIM 65 Monitor for scratchpad memory and Keyboard operations.

Two R6522 Versatile Interface Adapter (VIA) devices are provided. One device supports AIM 65's Thermal Printer and the TTY and Cassette Interfaces. The other supports two user-dedicated 8-line I/O ports, plus an 8-bit serial I/O port and access to two 16-bit interval timer/event counters, on the module's Application Connector.

AIM 65 comes with two R2332 4K Read Only Memory (ROM) devices installed. These hold the Advanced Interface Monitor program. Spare sockets allow the user to expand on-board ROM up to 20K bytes. These sockets will accept user programs on R2332 ROMs or compatible PROMs, or can be used to install the optional AIM 65 Assembler and BASIC Interpreter ROM devices.

On-Board Read/Write RAM memory is available in 1K-byte and 4K-byte configurations.

AIM 65 HAS EXPANSION BUILT IN.

And to allow AIM 65 to grow the way you want it to, we've provided an Application Connector and an Expansion Connector. The Application Connector permits you to plug on a TTY (20 ma current loop) and one or two standard audio cassette recorders. It also has the pinouts for the VIA's General-Purpose I/O ports. The Expansion Connector extends AIM 65's system bus - address, data and control - out to additional memory, or anything else you might attach.

And, BASIC high-level language programming is a built-in option.

MONEY BACK GUARANTEE
If you are not convinced that the AIM 65 is the best of its kind on the market, we will refund your money immediately.

TRINICO INTERNATIONAL

2795-L West Lincoln Ave.
Anaheim, CA 92801
(714) 821-0234

Store Hours 10 - 7, Mon. - Sat.

VISA

MASTERCARD

CIRCLE 5 ON FREE INFORMATION CARD

www.americanradiohistory.com

600 MHZ FREQUENCY COUNTER

continued from page 43

moved from its socket and a jumper wire used to connect socket pins 8 and 2. The input will now be applied directly to the 7208 counter without being prescaled. You can also go a step farther and use a DPDT miniature toggle switch (S4) to open the supply going to the 74196 and short together pins 8 and 2 (see schematic). You will of course have to make allowances for the decimal point being one place to the right in this mode.

Calibration

Before calibration, check the regulated

supply voltage at pin 2 of the voltage regulator IC6. The voltage should be between 5.1 and 5.35 referenced to ground. Resistor R1 can be replaced with a higher value to increase or a lower value to decrease the regulator's output voltage. Allow the counter to warm up for 30 minutes before calibration.

Calibration is performed by allowing the counter to count an accurately known and stable signal (preferably between 3 MHz and 50 MHz) and adjusting trimmer C14 until the known frequency is displayed. A nonmetallic screwdriver or TV alignment tool should be used when adjusting C14. The 1-megohm/60-MHz input and the 1-second gate position

should be used for maximum resolution.

If an accurately calibrated frequency counter is available then allow it and the OPTO-7000 to measure a stable oscillator or signal generator output. Adjust the OPTO-7000 until identical readings are obtained. The reference frequency counter should have at least the same number of digits of resolution as the OPTO-7000.

A signal generator or oscillator (15-MHz if available) can be adjusted for a zero beat against the WWV signal received on a general-purpose communications receiver. When a zero beat or meter null is obtained, read the frequency on the OPTO-7000 and adjust C14 for the correct display. A color TV set that is tuned to a network (CBS, NBC, ABC) color signal is phase-locked to a secondary frequency standard of 3.579545 MHz. The color-burst frequency standard should be used only by those who have experience working with powered-up TV set chassis.

It may be possible to locate a local two-way radio service shop that has suitable frequency calibration equipment and would be willing to calibrate a counter for a reasonable charge.

The Optoelectronics TCXO-70 can be used as a precision .1-ppm timebase for the OPTO-7000 and comes from the factory precalibrated.

R-E

HIGH VOLTAGE 'DELTA' BUFFS

Here are some of the most impossible items to find!

HIGH VOLTAGE CAPS

Delta #	MFD.	Voltage	Price
2753R	.015	6500	\$2.00 ea. 4 for \$7.
2754R	.025	10000	\$3.00 ea. 4 for \$11.
2751R	.05	5000	\$1.50 ea. 4 for \$5.
2755R	.055	3000	\$1.25 ea. 5 for \$5.
2752R	.068	4000	\$1.50 ea. 4 for \$5.

HIGH VOLTAGE POWER SUPPLIES

Delta # 5356R - Rated at 135 KVDC at 0.31 ma. Completely sealed. Push on quick connections. Size: 6" L x 2 1/2" D x 3 1/4" H. Wt. 6 lbs. 2 for \$26.

\$13.95 Each

Delta # 5359R - Rated at 11,000 VDC at approx. 3 ma. It is tapped so it gives -5,500 and -5,500, or 11,000 across the ends. Size: 5 1/2" L x 3 1/2" D x 2 1/2" H. with mtg brackets. Wt. 6 lbs. **\$11.95 Each 2 for \$22.**

Delta # 5594R - Rated at 11,500 VDC at 1.15 ma. It is tapped so it gives -6,000 and 5,000 volts, or 11,500 across the ends. Size: 6" L x 4 1/2" D x 2 1/2" H. 8" in length with mtg brackets. Wt. 1 lb. **\$9.95 Each 2 for \$18.**

Delta # 5596R - Rated at 12,500 VDC. It is tapped to give 6,500 volts at 85 ma. and 6,000 volts at 75 ma or 12,500 across the ends. Size: 5 1/4" L x 4 1/4" D x 2 1/4" H. 8" in length with mtg brackets. **\$12.95 Each 2 for \$24.**

HOUSE NUMBER IC SPECIAL

Delta # 4602R consists of 225 IC's (TTL, CMOS, Linera). All of which are 1st line IC's and all are marked with house numbers. Most of which have equivalent standard numbers. We are selling these IC's at the price of 225 pcs for \$10, which is LESS THAN \$1 AN IC! Many of these IC's are worth \$10 each. The first person who IDENTIFIES a given house number will be sent a package of 225 IC's FREE! This applies only to the first correct conversion for each number.

ONE PKG 225 FOR \$10

(3 PKGS) 675 for \$25.

RCA ALKALINE BATTERIES!

RECHARGEABLE

These batteries are a unique rechargeable power source. Hermetically sealed, maintenance-free, and operate in any position. They are particularly suited for portable battery operated TV receivers, portable phones, photoflash, and flashlights requiring these voltages. Limited quantity!

Delta # AB42R - 7.5 volts. 2 1/4 x 1 1/4 x 7/16"	Delta # AB43R - 15 volts. 8 x 2 1/2 x 5/8"
\$4.95 Each 2 for \$9.	\$9.95 Each 2 for \$17.

CABLE GIVEAWAY!

25-ft. for \$1

5c Per Ft!

Delta # 6551R - Coax cable by Jefferson. RG-59 A/U, black PVC Temp limits -55° to 90° C. Dia 1/8".

Delta # 5653R - Heavy duty cable, consists of 2-18 gauge shielded wires, for audio applications, black PVC. Dia 5/16".

Delta # 5652R - Three wire 18 gauge cable, ideal for application where a ground is needed or for use as a line cord for power supply. Black PVC. Military listed MIL-C-3432. Dia 3/8".

SPECIAL: LM317

adjustable (+) regulator. \$2.24 (100 qty.)

TRS-80 CONVERSION KIT: \$109, 3/\$320.

Please note our kit is guaranteed for 1 yr., includes DIP shunts, and uses 250 ns chips for 4 MHz operation. Upgrades 4K TRS-80 to 16K, or populates Memory Expansion Module - our novice level instructions show you how. Also suitable for APPLE computers.

H8 COMPATIBLE 12K X 8 MEMORY BOARD: \$200

Econoram VII is fully static, and comes with sockets and bypass caps pre-soldered in place for easy assembly. Assm/tested: \$270.

OTHER STATIC ECONORAMS™ AVAILABLE IN 3 FORMS:

unkit (sockets, bypass caps soldered in place); assembled/tested; or qualified under our Certified System Component high-reliability program. Send for our flyer for more information, or better yet, visit your local computer store.

Name	Bus	Unkit	Assm	CSC
8K Econoram IP™	\$100	\$139	\$159	N/A
16K Econoram IV™	\$100	\$279	\$314	\$ 414
24K Econoram VII™	\$100	\$445	\$485	\$ 605
32K Econoram X™	\$100	\$599	\$649	\$ 789
32K Econoram XI™	SBC	N/A	N/A	\$1050
32K Econoram IX™	Dig. Group	\$650	N/A	N/A

SEND FOR OUR FLYER

TERMS: Add \$1 orders under \$15. Cal. res. add tax. VISA®/Mastercharge® (\$15 min) call (415) 562-0636. 24 hrs. Allow 5% shipping, excess refunded.

GODBOUT

811 GODBOUT ELECTRONICS
BOX 2355, OAKLAND AIRPORT, CA 94614

ONLY AT DELTA

Burglar ALARM

MOTION DETECTOR

When there's a new development in electronics, it takes some time before that development is available to hobbyists and experimenters, especially at surplus prices. This time we have reversed the trend, and announce a DELTA EXCLUSIVE: the DELTA MOTION DETECTOR. This device detects any motion or movement for a minimum distance of 8-ft. The secret is in the ultra-compact custom LSI chip, which combines the latest in linear & digital circuitry. The device is completely self-contained, in a case 6 x 3 x 2 1/2", and operates from four "AA" NiCad batteries. Nothing else is needed, for the device to perform its basic function: motion detection. When motion or movement is detected, a "whoop" alarm is sounded. The MOTION DETECTOR is designed to provide either an audible or silent alarm. The silent alarm is controlled by a timer, which delays the alarm up to 30 seconds. The silent alarm activates a relay, whose contacts are brought out to plug, and will activate ANY device such as alarm, horn, tape recorder, telephone dialer, etc.

When in our area, Northeastern Massachusetts or Southern New Hampshire, visit our new show room, loaded with many desirable items that never get in the catalog or ads, due to a limited quantity.

The Motion Detector works on a CHANGE OF LIGHT. Any change of 1/8% or more, triggers the detector. Works within a range of 0.1 candlepower (almost dark), to 100 candlepower, (quite bright), a range of 1000 to 1. NO external light source is needed.

When left in a darkened or semi-darkened room, the Motion Detector acts as a fantastic FIRE ALARM. The light from a single match, anywhere in the room, triggers the alarm, so that the device becomes an intrusion alarm and fire alarm, all in one.

Delta Description

- 5611R Complete motion detector kit (less batteries) **\$24.50**
- 1072R Motion Detector Chip only, with data **8.95**
- 5611R P.C. boards, set of 2 **6.50**
- 5288R "AA" NiCad Batteries, set of 4 **4.50**
- 5636R Battery charger for above **5.95**
- 5635R Completely assembled kit, w/batteries & charger **69.50**

Enclose sufficient postage.

Excess refunded.

Free CATALOG

Send for new catalog 19... 120 pages of computer & electronic bargains... the best in the world!

Atlanta, Georgia
DELTA ELECTRONIC HOBBIES
5151 BUFORD HWY, DORAVILLE, ATLANTA, GA.

Telephone
Area 388-4705
617

INTEGRATED ELECTRONICS

540 Weddeil Drive, #4, Sunnyvale, CA 94086 (408)734-8470

SN6477 Complex Sound Generator \$3.50

This is a programmable sound effect generator capable of producing a wide variety of sounds from high to low frequency. Using this chip & a small number of inexpensive parts, a variety of projects may be built. Spec shs & application notes \$1.00

TL500 Analog Processor \$8.50

The TL500 contains all the active analog elements for an automatic zeroing and automatic polarity. It is a 13-bit dual-slope A/D converter that has true differential inputs. It requires 3 caps. & 2 resistors with no special matching or tolerances. It is designed for use with the TL502. Spec sheet \$.25

TL502 Digital Panel Meter L.D. \$5.50

This is a 4 1/2-digit Digital Panel Meter L.D. that is designed to interface with the TL500 analog processor. It provides base drive for external PNP digit & segment drivers providing direct interface with 7-segment display. Spec sheet \$.25

LD130 A/D Converter \$5.50

Single-reference voltage, auto zero and auto polarity. It is designed for Digital Voltmeters, Panel Meters, Digital Thermometers, Microprocessor Interfaces to Analog Signals, & General Instrumentation. 34-pg. Spec & Application notes \$2.50

MM5865 Programmable Stopwatch \$7.50


7-function Universal Timer and Stopwatch. Start/stop with elapse time, start/stop accumulative event time, split, sequential total elapse time, rally total elapse time, program up and down count. It uses 32.8 KHz crystal or external clock. Spec sheet & 10-page Application notes \$1.50

32.8 KHz Crystal \$4.00

Minimum order \$5.00 US currency. Check or money order only. Add 5% to cover shipping and handling charges. Calif. residents add 6% sales tax. Santa Clara County residents add 6.5% sales tax.

CIRCLE 45 ON FREE INFORMATION CARD

TUNERS • MODULES



The next time you need a tuner repaired or module rebuilt:

Remember

FAST SERVICE

Remember


PROFESSIONAL QUALITY

Remember

ONE-YEAR LIMITED WARRANTY

Remember

PTS ELECTRONICS




PTS ELECTRONICS, INC.

SEE THE YELLOW PAGES FOR THE
PTS SERVICENTER LOCATION NEAREST YOU

CIRCLE 62 ON FREE INFORMATION CARD

The SE-01 is a kit that contains all the parts needed to build a programmable sound effects generator. Designed around the new Texas Instruments 76447 Sound Chip, the board provides banks of Mini DIP switches and pots to program the various combinations of the SLF Oscillator, VCO, Noise, One Shot and Envelope Controls. Another IC is used to implement an Adjustable Pulse Generator. Level Comparator and Multiplex Oscillator for even more versatility. The 3 1/4" by 5" plated PC Board features a prototype area to allow for user added circuitry. Easily programmed to duplicate Explosions, Phasor Guns, Steam Trains, or an almost infinite number of other sounds, the unit has a multitude of applications. The \$16.95 price includes Assembly Manual, Programming Charts, and 76477 Chip specifications (speaker not included). Available from stock.



BULLET ELECTRONICS

MC1468R POSITIVE VOLTAGE REGULATOR
1 AMP. COMPLETE SPEED AND APPLICATIONS SHOW HOW TO BUILD FROM 3 TO 30VDC EXTERNAL SERIES PASS FOR CURRENT TO 20 AMPS
1.25 EA.
10/10/90

IL-1 OPTO ISOLATORS
BY LITRONIX 5 PIN DIP STANDARD PINOUT LED TRANSISTOR COMBINATION 506
WHILE THEY LAST!

HOUSE # PNP POWER
1003
100 WATTS
85 VDC
TO AMPS
IDENTICAL TO 2N4722 1.00

WIREWRAP Wire
30 Gauge
KYNAR[®] Insulat.
500 FT
4.50

NEW ITEMS:
MV1524 Varicap Diode 10pfd Nom. 2:1 Tuning Range 49¢
2N5583 High Freq. Amp 1 Watt @ 1.5 GHz TO-5 Case style. House # 50¢
MFC4000B 1/4 Watt Audio Amp 4 pin plastic pack 50¢
HI10103 100V 3A SCR Ultra sensitive gate drives from TTL TO-220 55¢
HI0355 50V 3A Triac Sensitive Gate TO-5 40¢

CAPACITORS
SMALL SIZE!
220K MFD @ 16 VDC 3/100
500 MFD @ 35VDC 5/100
700 MFD @ 50VDC 7/100
1 MFD @ 20VDC DISC. CERAMIC 15/100
022 @ 100VDC Mylar 8/1.00
22 @ 50VDC Mylar 6/1.00
1.5mfd @ 40VDC Mylar 4/1.00
1mfd @ 35V Tant Alal 6/1.00
47mfd @ 35V Tant Alal 6/1.00
2.2mfd @ 20V Tant 4/1.00
22mfd @ 10V Dip Tant 6/1.00

YOU'VE SEEN IT ON QUALITY STEREO GEAR
BLACK INSERT
BRUSHED CHROME
7" Hole to Hole
DPDT Toggle
ALCO CST-022
3A @ 125V
.49

MPF131 N-CHANNEL DUAL GATE MOSFET
506
DESIGNED FOR AMPLIFIER AND DRIVER APPLICATIONS TO 200 MHz PLASTIC CASE UNITS ARE HOUSE NUMBERED WITH SPECS.

FANTASTIC SOUND EFFECTS CHIP
THIS 28 PIN IC CONTAINS A LOW FREQUENCY OSCILLATOR, VCO, NOISE OSCILLATOR, ONE SHOT, METER AND ENVELOPE CONTROL. WITH 8 PAGE MANUAL. \$10.95DC 3.95

MC1351P FM-IF AMP AND DISCRIMINATOR
USED IN FM & TV SOUND CIRCUITS REQUIRES MINIMUM EXTERNAL COMPONENTS 14 PIN DIP. DIRECT REPLACEMENT FOR HEPIC 6000. EEO THIS AND MANY OTHERS HOUSE # 506

739 FAIRCHILD
DUAL LOW NOISE AUDIO PRE-AMPLIFIER
89¢ 2/1.69

EMITTER RESISTORS
HARD TO FIND VALUES!
1 ohm @ 5W
25 ohm @ 5W
YOUR CHOICE 7/1.00

25A 100V SCR
1.95
Perfect for battery chargers, switching supplies, crowbars, etc.

FND510 694
COMMON ANODE READOUT CHARACTERISTICS PER CUSTOMER
LED'S JUMBO RED 5/89
JUMBO GREEN 4/89
MEDIUM RED 15 MINI GREEN 16 RES 10
YELLOW 16
1.5V 10-30 mA

MJ900 - MJ1000
COMPLEMENTARY PNP-NPN DARLINGTON POWER TRANSISTORS 8 AMPS. WE SUPPLY A SCHEMATIC TO BUILD A HIGH POWER (35W) LOW DISTORTION AUDIO AMP. WITH ONLY ONE ADDITIONAL TRANSISTOR AND A DOZEN INEXPENSIVE COMPONENTS TO 3 CASE STYLE BUY A PAIR FOR **\$3.00!**

ALL COMPONENTS 100% GUARANTEED
CAX311 WIDEBAND IF AMP w/SPCS 506
2N3588 NPN EPD41 1A 8/1.00
741 OP AMP 8 PIN DIP 5/1.00
723 VOLTAGE REG. 14 PIN DIP 506
MPS5550 NPN HOUSE # 8/1.00
725 OP AMP LOW NOISE HOUSE # 99¢
7810 15V TA REGULATOR HOUSE # 69¢
2N4340 P CHANNEL J FET 8/1.00
2N6111 PNP MED POWER 40W TO-220 3/1.00
2N4002 PROGRAMMABLE UNIJUNCTION w/SPCS 506
7810 15V TA REGULATOR 3/1.00


Diodes
1N4003 200V 1A 15/1.00
1N4006 800V 1A 12/1.00
1N270 Germanium Diode 8/1.00
1N38A Germanium Diode 10/1.00
1N4148 Cut & Bent for PC Board Insertion 100/1.25
UNMARKED POWER DIODES with cathode bands. Guaranteed to be at least 400PVP @ 1A 100% Good parts. Epoxy CASE 25/1.00

BULLET ELECTRONICS

P.O. BOX 19442R (214)823-3240
DALLAS, TX. 75219

NO COD'S +ADD 5% FOR SHIPPING ORDERS UNDER \$10.
SEND CHECK OR MONEY *TEX RESIDENTS ADD 5% TAX ADD .75% FOR HANDLING
ORDER OR CHARGE CARD NO. FOREIGN ORDERS ADD 10%
PHONE ORDERS ACCEPTED ON VISA & MC CDP-BIGHT 79

BK PRECISION OSCILLOSCOPES



Model 1432-P

New 15MHz portable 3" dual-trace scope
 • 15MHz bandwidth with smooth roll-off, usable response extends beyond 30MHz
 • 7mV/div. vertical sensitivity • Operates on 117VAC, 234 VAC, 12VDC or optional internal battery pack • Fully regulated high and low-voltage supplies



1472C-P

Dual-Trace 5" -15MHz Triggered Sweep
 • 24nSEC rise time permits display of high speed square wave pulses • Dual trace display
 • Individual vertical sensitivity and positioning controls • Large 8 x 10cm viewing area



1471B-P

Dual-Trace 5" -10MHz Triggered Sweep
 • Usable deflection to 15MHz • 35nSEC rise time permits accurate display of high speed square wave pulses • Large 8 x 10cm rectangular viewing area • Front panel Vector scope operation with matched sensitivity inputs • TTL compatible intensity modulation (Z-axis) input




1403A-P

3" -5MHz Solid State Oscilloscope
 • High sensitivity • 16 modulation monitor
 • Ultra compact and lightweight (weighs only 8 1/2 lbs.) goes anywhere • Vertical sensitivity 10mV/division • New, high brightness CRT and smoked glass graticule



1474-P

Dual-Trace 5" -30MHz Triggered Scope
 • 11.7 nS rise time • 30 MHz dual trace operation • Internal signal delay line • 21 position sweep switch



Television Analyst Model 1077B

• Cuts troubleshooting time in half • Provides signal substitution for the entire range of signals present in any TV set, black-and-white or color • Horizontal and vertical drive for solid state and tube type circuits
 • Audio output • Built-in scanner for test-pattern slides (supplied) or any 3 x 4" positive transparency
 • High-voltage indication • 8 VHF channels • all UHF channels 14-83

Digital IC Color Generator/Analyst

Model 1248

• Generates 9 patterns and logic functions
 • Locate dead IF stages • Check operation of mixer, RF and local oscillators • Check stages sequentially
 • Locate color shifts and internal ghosts from RF, mixer, IF or video stages. Plus all standard color generator uses
 • Switchable horizontal and vertical sync output

TV Test Equipment



Solid State Sweep Marker Generator

• Four instruments in one: sweep generator, marker generator, marker adder, bias supply • Complete accessory pack • All interchanging changes and generator selections accomplished internally with master function switch and front panel controls • Concentrates all TV alignment tools (except oscilloscope and VTVM) into one, easy-to-use instrument.
Model 415



Solid-State RF Signal Generators

• 100 kHz to 216 MHz in 5 bands • Six individually shielded step attenuators plus variable line output level control with calibrated meter provide widest range of outputs with known signal levels • Double shielding eliminates spurious radiation even at outputs of 1 μ V • Internal crystal calibrator has accuracy of better than 0.1%
Model E 200D



Model 467

CRT Restorer Analyzers

• Test and restore CRT's faster with fewer callbacks • Exclusive multiplex technique tests all three guns of color CRT simultaneously under actual operating conditions even CRT's with common G1 and G2

Before you buy, check our prices... FORDHAM

Call TOLL FREE (800) 645-9518

In N.Y. State call (516) 752-0050

YOUR ONE STOP DISCOUNT CENTER
 Master Charge, Bank Americard, Visa, C.O.D.'s accepted
FREE Send for new 1978 catalog of over 3,000 items 164 pages of test equipment, CB tools, tubes, components and electronic supplies

RADIO SUPPLY CO. INC.
 855R Conklin St.
 Farmingdale, N.Y. 11735

ADD \$3.00 TO COVER SHIPPING, HANDLING & INSURANCE. N.Y. Res. add approx sales tax.

CODE-A-PHONE Telephone Answering Devices Wireremote Command



Model 1400 \$199.95



Model 1500 \$249.95



BK PRECISION 3 1/2-Digit Portable DMM
 • Overhead Protected • Battery or AC operation • 3 high LED Display • Auto Zeroing
 Model 2800 \$85
 (comes complete with test leads, operating manual and spare fuse)
 Model 2810 \$110.50



NLS 15 MHz Mini Oscilloscope
 Model MS 15
 Reg. \$318.00
\$269.95

Battery or line operation
 Automatic and line sync modes
 Power consumption less than 15 W
 NOW AVAILABLE
 Dual Trace Version
 Model MS 215 Reg. \$435.00
\$369.95



CSC Logic Probe
 Model LP 1
 • Compact, instant powered
 • Detects pulses as short as 50 nSec.
 • Multi-family compatibility (TTL, HTL, CMOS)
\$40.00



POCKET CRICKET TRANSISTOR/FET TESTER
 Reg. \$125.00
\$99.95



Auto Stereo 40 Watt Power Booster
 POW-40 Reg. \$39.95
\$24.95



Ungar Heat Gun
 Reg. \$65.00
\$46.50



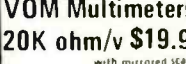
Weller Xcelite
 Reg. \$109.95
\$87.50



Service Master Attache Style Tool Kit
 Model 995M
\$42.95



20 MHz Dual Trace
 • Add channel modes on CH 1 & CH 2
 • Front panel X-Y operation
 • 17.5 nSec. rise time
 Model L80 508 Reg. \$709.95
\$654.50



Magnifier LAMP
 Model MG 10A
\$49.50



VOM Multimeters
 20K ohm/v \$19.95
 1K ohm/v \$9.95

SENCORE TV-VTR-MATV and Video Analyzer



Model VA48
 Reg. \$130.00
\$110.50



Logic Monitor
 • Automatically displays static and dynamic logic
 • Works with DTL, HTL, TTL and CMOS 16 LED display
 • Circuit powered through
 Model LM-1 \$52.95 complete



Tool Cases
 Model TC 100/S1
 Reg. \$283.00
\$269.95



Roll Kit
 Model 99P
\$15.95



SUPER SPECIAL
 Model 1827
\$52.50



30MHz Portable Frequency Counter
 Reg. \$120.00
\$59.95

CSC CONTINENTAL SPECIALTIES

100 MHz 8-Digit Counter \$119.00
 • 20 Hz-100 MHz Range • 8 LED Display • Fully Automatic
 • Includes 100 TPE test leads and color manuals
 Now Available **PS500 500MHZ Prescaler \$52.95**



Digital Capacitance Meter
 Model 870
 Reg. \$130.00
\$110.50




BSR Changer
 Model LCR 740
 Reg. \$319.40
\$271.95



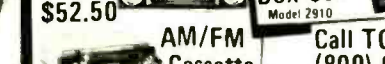
NEW ISO-TIP "Quick Charge"
 Model 600T
 Reg. \$70.00
\$27.95



Hickok Function Generator
 Model 270
\$169.15



Weller Controlled Output Soldering Station
 Reg. \$75.00
\$45.00



Call TOLL FREE (800) 645-9518
 For N.Y. State call (516) 752-0050
 Master Charge • Bank Americard • C.O.D. • Check • Money Order
 Residents add shipping and handling



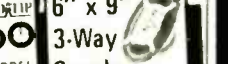
Transistor Tester
 Model 100
 9 volt battery included
 • Movable base pin conforms to TO-18, TO-18 and small "surface" leads
\$22.00



MAX 100
 Model 1474-P



BSR Changer Accessories
 Model BSR 170
\$24.95



6" x 9" 3-Way Speaker
 20 or ceramic magnet
\$14.95



15MHz 3" Dual Portable Trace Scope
 Model 1432P
 Reg. \$780.00
\$663.



Weller Controlled Output Soldering Station
 Reg. \$75.00
\$45.00



FREE 1979 Catalog
 Add \$3.00 for shipping and insurance



FORDHAM
 855R Conklin St. Farmingdale, N.Y. 11735

Active Electronic Sales Corp.

BRAND NEW!
JUST RELEASED
1979 IC MASTER
2500 pages
 Complete integrated circuit data selector. Master guide to the latest I.C.'s including microprocessors and consumer circuits.



Free Quarterly Updates **\$39.95**

TTL LOW POWER SCHOTTKY PLASTIC DUAL-IN-LINE I.C.

Part No.	Price	Part No.	Price	Part No.	Price	Part No.	Price	Part No.	Price	Part No.	Price
74LS00	15	74LS47	89	74LS123	79	74LS170	125	74LS258	75	74LS368	55
74LS01	15	74LS48	89	74LS124	99	74LS173	95	74LS259	145	74LS373	175
74LS02	15	74LS49	89	74LS125	59	74LS174	69	74LS260	29	74LS374	175
74LS03	15	74LS51	19	74LS126	59	74LS175	69	74LS261	185	74LS375	65
74LS04	19	74LS54	19	74LS132	79	74LS181	250	74LS266	39	74LS377	150
74LS05	19	74LS55	19	74LS133	29	74LS183	350	74LS273	165	74LS378	125
74LS08	19	74LS563	150	74LS136	39	74LS190	89	74LS275	450	74LS379	135
74LS09	19	74LS73	29	74LS138	64	74LS191	89	74LS279	59	74LS386	49
74LS10	15	74LS74	35	74LS139	64	74LS192	95	74LS280	175	74LS390	150
74LS11	19	74LS75	49	74LS145	99	74LS193	95	74LS283	85	74LS393	125
74LS12	19	74LS76	39	74LS147	195	74LS194	75	74LS290	85	74LS395	150
74LS13	35	74LS78	39	74LS148	99	74LS195	66	74LS293	110	74LS396	170
74LS14	59	74LS83	79	74LS151	59	74LS196	109	74LS295	125	74LS398	265
74LS15	19	74LS85	99	74LS153	59	74LS197	109	74LS298	125	74LS399	150
74LS20	15	74LS86	35	74LS155	99	74LS221	125	74LS299	295	74LS424	450
74LS21	19	74LS90	59	74LS156	80	74LS240	195	74LS324	125	74LS445	125
74LS22	19	74LS91	99	74LS157	59	74LS241	195	74LS325	255	74LS447	125
74LS26	25	74LS92	59	74LS158	69	74LS242	195	74LS326	255	74LS490	195
74LS27	21	74LS93	49	74LS160	84	74LS243	195	74LS327	255	74LS668	90
74LS28	21	74LS95	70	74LS161	84	74LS244	195	74LS347	125	74LS669	90
74LS30	15	74LS96	99	74LS162	84	74LS245	195	74LS348	175	74LS670	200
74LS32	25	74LS107	39	74LS163	84	74LS247	125	74LS352	135		
74LS33	27	74LS109	32	74LS164	89	74LS248	125	74LS353	135		
74LS37	23	74LS112	32	74LS165	125	74LS249	125	74LS362	700		
74LS38	23	74LS113	39	74LS166	145	74LS251	85	74LS365	55		
74LS40	19	74LS114	39	74LS168	150	74LS253	85	74LS366	55		
74LS42	54	74LS122	50	74LS169	150	74LS257	60	74LS367	55		

Dual In-line Sockets

Finest Quality Sockets Available Anywhere

- PLUGGABLE SOCKET FOR IC PACKAGES
- WITH LEADS
- HIGH RELIABILITY GAS TIGHT JOINT
- FULLY QUALIFIED TO MIL-88374
- COMPACT LOW PROFILE DESIGN
- NO WICKING WHEN SOLDERED TO PC BOARD
- FLAMMABILITY RATING UL 94V-0

Stock level	Contacts	Price
44000	8 PIN	.11
620000	14 PIN	.13
410000	16 PIN	.15
38000	18 PIN	.19
21000	22 PIN	.27
59000	24 PIN	.28
140000	28 PIN	.36
197000	40 PIN	.48

MICROPROCESSOR CHIPS

CPU's

Stock level	Part No.	Price
9300	8080A	3.95 5.50
18800	6800	8.95 7.95

INTERFACE SUPPORT CIRCUITS

Stock level	Part No.	Price
13000	8212	1.98
700	8214	4.95 3.95
800	8216	1.98
1100	8224	2.75
600	8226	1.98
1600	8228	4.75
1050	8238	4.75
2800	8251	5.95 4.95
400	8253	14.95
16000	8255	5.95
600	8257	9.95
250	8259	14.95
4800	6810	3.95 3.50
1100	6820	4.95 3.95
1900	6821	4.95 3.95
5900	6850	5.95 4.95
1800	6852	5.95 4.95
100	6843	29.95
100	6844	35.00
100	6845	29.95
100	6501	6.95
100	6502	39.95

LINEAR I.C.'S

LM324N	.49	Quad Op Amp
LM339N	.49	Quad Comparator
LM555N - 8	.29	Timer
LM555N - 14	.59	Dual Timer
LM723CN	.34	Voltage Regulator
LM723CH	.39	Voltage Regulator
LM741CH	.37	Op Amp
LM741CN - 8	.24	Op Amp
LM1458N - 8	.39	Dual Op Amp

MOS Static RAM'S

Stock level	Part No.	Price
23600	2114	7.50
	4K (1K x 4) 450NS	
88000	2102LFPC	1.19
	1K 350NS (Low Power)	

MOS Dynamic RAM'S

Stock level	Part No.	Price
2000	4K 4060	3.95
	300NS	
23000	4K 4027	2.95
	4K(4K x 1)300NS 16 pin	
48000	16K 416-3	9.95
	200NS	
162000	16K 416-5	7.95
	300NS	

UART's

Stock level	Part No.	Price
38000	AY5-1013A	4.95
6000	AY3-1015	5.95

1K CMOS RAM

Stock level	Part No.	Price
18800	5101	4.95
	450NS (Low Power)	

GENERAL INSTRUMENT

Stock level	Part No.	Price	Stock level	Part No.	Price
1.9 Million	1N4001	.50V .029	6000	WV2M	200V .28
8 Million	1N4002	100V .019	3000	WV4M	400V .32
2.2 Million	1N4003	200V .045	270000	WV6M	600V .38
4.8 Million	1N4004	400V .049	70000	WV8M	800V .39
7 Million	1N4005	600V .055	2000	WV10M	1000V .60
8 Million	1N4006	800V .065			
2.9 Million	1N4007	1000V .07			

1.5 AMP Single Phase Silicon Bridge Rectifiers

All new major manufacturer production material offered. Largest variety of device types available anywhere.



Z80-CPU	14.95	Z80-SIO/0	59.00
Z80A-CPU	24.95	Z80A-SIO/0	68.00
Z80-PIO	7.95	(common TX & RX clocks with DTRB)	
Z80A-PIO	11.95		
Z80-CTC	7.95	Z80-SIO/1	59.00
Z80A-CTC	11.95	Z80A-SIO/1	68.00
Z80-DMA	46.00	(separate TX & RX clocks without DTRB)	

P.O. BOX 1035 FRAMINGHAM, MASSACHUSETTS 01701

Active Electronic Sales Corp.

Over the counter sales,
 12 Mercer Rd., Natick, Mass 01760
 Behind Zayres on Rte. 9
 Telephone Orders & Enquiries (617) 879-0077

IN CANADA 3 LOCATIONS

5651 FERRIER ST.
 MONTREAL, QUEBEC
 H4P 2K5
 Tel: (514) 735-6425

4800 DUFFERIN ST.
 DOWNSVIEW, ONTARIO
 M3H 5S9
 Tel: (416) 661-1115

BAXTER CENTRE
 1050 BAXTER ROAD
 OTTAWA, ONTARIO
 K2C 3P2
 Tel: (613) 820-9471

MINIMUM ORDER \$10.00 • ADD \$2.00 TO COVER POSTAGE & HANDLING

Foreign customers please remit payment on an international bank draft or international postal money order in American dollars.



Jameco ^{New} Kits

Regulated Power Supply



- Uses LM 309K
- Heat sink provided
- P.C. board construction
- Provides a solid 1 amp @ 5V
- Includes components, hardware and instructions
- Sizes: 3-1/2" x 5" x 2" high

JE200 \$14.95

Function Generator Kit



- Provides 3 basic waveforms: sine, triangle & square wave
- Frequency range from 1 Hz to 100K Hz
- Output amplitude from 0-volts to over 6 volts (peak to peak)
- Uses a 12V supply or a ± 6V split supply
- Includes chip, P.C. board, components and instructions.

JE2206B \$19.95

Digital Stopwatch Kit



- Use Intersil 7205 Chip
- Plated thru double-sided P.C. Board
- LED display (red)
- Times to 59 min. 59.59 sec. with auto reset
- Quartz crystal controlled
- Three stopwatches in one: Single event, split (cumulative) and taylor (sequential timing)
- Uses 3 penlite batteries
- Size: 4.5" x 2.15" x .90"

JE900 \$39.95

4-Digit Clock Kit



- Bright 357" ht. red display
- Sequential flashing colon
- 12 or 24 hour operation
- Extruded aluminum case (black)
- Pressure switches for hours, minutes and hold modes
- Includes all components, case and wall transformer
- Size: 6-3/4" x 1-3/4" x 1-1/4"

JE730 \$14.95

6-Digit Clock Kit

- Bright .300 ht. common cathode display
- Uses MM5314 clock chip
- Switches for hours, minutes and hold functions
- Hours easily viewable to 20 feet
- Simulated walnut case
- 115 VAC operation
- 12 or 24 hour operation
- Includes all components, case and wall transformer
- Size: 6-3/4" x 3-1/8" x 1-3/4"

JE701 \$19.95

Jumbo 6-Digit Clock Kit

- Four .630" ht. and two .300" ht. common anode displays
- Uses MM5314 clock chip
- Switches for hours, minutes and hold functions
- Hours easily viewable to 30 feet
- Simulated walnut case
- 115 VAC operation
- 12 or 24 hour operation
- Includes all components, case and wall transformer
- Size: 6-3/4" x 3-1/8" x 1-3/4"

JE747 \$29.95

MICROPROCESSOR COMPONENTS

8080A/8080A SUPPORT DEVICES			MICROPROCESSOR MANUALS		
8080A	CPU	\$ 9.95	M-280	User Manual	\$7.50
8212	8-Bit Input/Output	3.25	M-CDP1802	User Manual	7.50
8214	Priority Interrupt Control	5.95	M-2650	User Manual	5.00
8216	8-Bit Directional Bus Driver	3.49			
8224	8-Bit Clock Generator/Driver	3.49			
8226	Bus Driver	3.49			
8228	System Controller/Bus Driver	5.95			
8238	System Controller	5.95			
8251	Prog. Comm. 1/0 (USART)	7.95			
8253	Prog. Interval Timer	14.95			
8255	Prog. Periph. I/O (PPI)	9.95			
8257	Prog. DMA Control	19.95			
8259	Prog. Interrupt Control	19.95			
16800/6800 SUPPORT DEVICES			ROW'S		
MC6800	MPU with Clock and Ram	\$14.95	2513(140)	Character Generator (upper case)	\$9.95
MC6802GP	MPU with Clock and Ram	24.95	2513(3021)	Character Generator (lower case)	9.95
MC6810A	128K Static Ram	5.95	2516	Character Generator	10.95
MC6821	Periph. Inter. Adapt. (MC6820)	7.49	MM5230N	2048-Bit Read Only Memory	1.95
MC6828	Priority Interrupt Controller	12.95			
MC6830B	1024K Bit ROM (MC6830-B)	14.95			
MC6850	Asynchronous Comm. Adapter	7.95			
MC6852	Synchronous Serial Data Adapt.	6.95			
MC6860	0-500 kps Digital MODEM	12.95			
MC6862	2400 kps Modem	11.95			
MC6868C	Quad 3-State Bus Trans. (MC6875)	2.25			
MICROPROCESSOR CHIPS - MISCELLANEOUS			RAM'S		
Z80(780C)	CPU	\$19.95	1101	256K1 Static	\$1.49
Z80A(780-1)	CPU	24.95	1103	1024K1 Dynamic	.99
CDP1802	CPU	19.95	2101(B101)	256K4 Static	3.95
2550	NPU	19.95	2102	1024K1 Static	1.75
8035	8-Bit MPU w/clock, RAM, I/O lines	74.99	21102	1024K1 Static	1.95
PR085	CPU	19.95	2111(B111)	256K4 Static	3.95
TMS9900JL	16-Bit MPU w/hardware multiply & divide	49.95	2112	256K4 Static	3.95
SHIFT REGISTERS			2114	1024K4 Static 450ns	9.95
MM500H	Dual 25 Bit Dynamic	5.50	2114L	1024K4 Static 450ns low power	10.95
MM503H	Dual 50 Bit Dynamic	5.50	2114-3	1024K4 Static 300ns	10.95
MM504H	Dual 16 Bit Static	5.50	2114L-3	1024K4 Static 300ns low power	11.95
MM506H	Dual 100 Bit Static	5.50	5101	256K4 Static	7.95
MM510H	Dual 64 Bit Accumulator	8.95	5280-2107	4096K1 Dynamic	4.95
MM516H	500K512 Bit Dynamic	8.95	7489	16K4 Static	1.75
2504T	1024 Dynamic	3.95	745200	256K1 Static Tri-state	4.95
2518	Hex 32 Bit Static	2.95	93421	256K1 Static	2.95
2522	Dual 132 Bit Static	2.95	UP0414	4K Dynamic 16 pin	14.95
2524	512 Static	9.95	UP0416	16K Dynamic 16 pin	14.95
2526	1024 Dynamic	2.95	TMS0444	4K Static	14.95
2527	Dual 256 Bit Static	2.95	TMS0445	1024K4 Static	14.95
2528	Dual 250 Static	4.00	2117	16.38K11 Dynamic (thru-hole)	9.95
2529	Dual 240 Bit Static	4.00	MM5262	2KX1 Dynamic	4.1/00
2532	Quad 80 Bit Static	2.95			
2533	1024 Static	2.95			
3341	File	6.95			
74LS670	4K4 Register File (Tri-State)	1.95			
UART'S			PROM'S		
A-Y-5-1013	30K BAUD	5.95	1702A	2048 FAMOS	\$5.95
			TMS2516	16K* EPROM (Intel 2716)	49.95
			(2716)	*Requires single -5V power supply	
			TMS2532	4KXB EPROM	89.95
			2708	8K EPROM	10.95
			2716 T.1	16K* EPROM	29.95
				*Requires 3 voltages: -5V, -5V, -12V	
			5203	2048 T16A2 Bipolar	14.95
			6301-1(7511)	1024 Tri-State Bipolar	3.49
			6330-1(7502)	256 Open C Bipolar	2.95
			82523	32XB Open Collector	3.95
			825115	4096 Bipolar	19.95
			825123	32XB Tri-state	3.95
			74186	512 TTL Open Collector	9.95
			74188	256 TTL Open Collector	3.95
			75S287	1024 Static	2.95

The Incredible

"Pennywhistle 103"

\$139.95 Kit Only

The Pennywhistle 103 is capable of recording data to and from audio tape without critical speed requirements for the recorder and it is able to communicate directly with another modem and terminal for telephone "barring" and communications. In addition, it is free of critical adjustments and is built with non-precision, readily available parts.

Data Transmission Method Frequency Shift Keying, full duplex (half duplex selectable).

Maximum Data Rate 300 baud

Data Format Asynchronous Serial (return to mark level required between each character)

Receive Channel Frequencies 2025 Hz for space, 2225 Hz for mark

Transmit Channel Frequencies Switch selectable. Low (normal) - 1070 space, 1270 mark, high - 1025 space, 2225 mark

Receive Sensitivity 46 dbm acoustically coupled

Transmit Level 15 dbm nominal. Adjustable from -6 dbm to -30 dbm

Receive Frequency Tolerance Frequency reference automatically adjusts to allow for operation between 1800 Hz and 2400 Hz

Digital Data Interface EIA RS-232C or 20 mA current loop (receiver is unisolated and non-pullup)

Power Requirements 120 VAC, single phase, 10 Watts

Physical All components mount on a single 5" by 9" printed circuit board. All components included

Requires a VOM, Audio Oscillator, Frequency Counter and/or Oscilloscope to align.

TRS-80 16K Conversion Kit

Expand your 4K TRS-80 System to 16K. Kit comes complete with:

- * 8 each UPD416 (16K Dynamic Rams)
- * Documentation for conversion

TRS-16K \$115.00

Special Offer - Order both your TRS-16K and the Sup'R' MOD II Interface kit together (retail value \$144.95) for only \$139.95

COMPUTER CASSETTES

• 6 EACH 15 MINUTE HIGH QUALITY C-15 CASSETTES

• PLASTIC CASE INCLUDED

• 12 CASSETTE CAPACITY

• ADDITIONAL CASSETTES AVAILABLE #C-15-S2 \$0.50 ea

CAS-6 \$14.95 (Case and 6 Cassettes)

SUP 'R' MOD II

UHF Channel 33 TV Interface Unit Kit

Wide Band B/W or Color System

- * Converts TV to Video Display for home computers. CCTV camera, Apple II, works with Cromeco Dazzler, SOL-20, IRS-80, Challenger, etc.
- * MOD II is pretuned to Channel 33 (UHF).
- * Includes coaxial cable and antenna transformer.

MOD II \$29.95 Kit

Custom Cables & Jumpers

DB 25 Series Cables			
Part No.	Cable Length	Connectors	Price
DB25P-4-P	4 Ft.	2-DP25P	\$15.95 ea.
DB25P-4-S	4 Ft.	1-DP25P/1-25S	\$16.95 ea.
DB25S-4-S	4 Ft.	2-DP25S	\$17.95 ea.
Dip Jumpers			
DJ14-1	1 ft.	1-14 Pin	\$1.59 ea.
DJ16-1	1 ft.	1-16 Pin	1.79 ea.
DJ24-1	1 ft.	1-24 Pin	2.79 ea.
DJ14-1-14	1 ft.	2-14 Pin	2.79 ea.
DJ16-1-16	1 ft.	2-16 Pin	3.19 ea.
DJ24-1-16	1 ft.	2-24 Pin	4.95 ea.

For Custom Cables & Jumpers, See JAMECO 1979 Catalog for Pricing

CONNECTORS

25 Pin-D Subminiature		
DB25P (as pictured)	PLUG	\$2.95
DB25S	SOCKET	3.50
DB51226-1	Cable Cover for DB25 P or S	1.75

63-Key Unencoded Keyboard

This is a 63-key, terminal keyboard newly manufactured by a large computer manufacturer. It is unencoded with SPST keys, unattached to any kind of PC board. A very solid molded plastic 13 x 4" base suits most application. IN STOCK **\$29.95/each**

Hexadecimal Unencoded Keypad

19-key pad includes 1-10 keys, ABCDEF and 2 optional keys and a shift key. **\$10.95/each**

NEW!! IN STOCK... POWERACE ALL-CIRCUIT EVALUATORS WITH POWER

- 1680 solderless, plug-in the points. Will hold up to 18 14-pin DIP's.
- Breadboard elements accept all DIP sizes including RTL, DTL, TTL and CMOS devices. 10-5's and discrete with leads up to .032 dia.
- All connections top/bottom switches, indicators, power supplies and meters are made via solderless, plug-in, tie-point blocks on control panels.
- Interconnect with any Solid 20 to 30 AWG wire.
- Breadboard elements are mounted on ground plane - ideal for high-frequency and high-speed low-noise circuits.
- Short-circuit-proof fused power supplies.
- Operate on 110 to 130 VAC at 60 Hz.
- Space-age compact styling and high-grade components permit convenient, organized and quick prototyping.
- Kit models are 7.5" wide 11.5" deep and 4.0" high (rear) 0.75" high (front) and weigh approx. 2.5 lbs.

BK PRECISION 3 1/2-Digit Portable OMM		
Model 2800	\$99.95	
Accessories:		
AC Adapter BC-28	\$9.00	
Rechargeable Batteries BP-26	20.00	
Carrying Case LC-28	7.50	

CSE 100 MHz 8-Digit Counter		
MAX-100	\$134.95	
Accessories for MAX 100:		
Rechargeable Battery Charger Eliminator	Model 100 - CLA \$3.95	
Charger/Eliminator	Model 100 - CAI \$9.95	

New CSE Mini-Max 6 Digit 50MHz Frequency Counter

MINI-MAX \$89.95		
Guaranteed frequency range of 100 Hz to 50 MHz		
Full 6 digit display with anti-alias window		
Fully automatic-range, polarity, slope, trigger, input level switching not required.		
Lead-zero blanking - All zeros to the left of the first non-zero digit are blanked. Kilo Hertz and Mega Hertz decimal points automatically light up when the unit is turned on.		
Built-in input overvoltage protection.		
Use 9V Battery or 110/220V power.		
Complete with mini antenna.		
Lightweight - Only 8oz		
Accessories For Mini-Max		
Part No.	Description	Price
MM-A4	Antenna	\$ 3.95
MM-C5	Carrying case	5.95
MM-IPC	Input cable with clip leads	3.95
MM-AC2	110V adapter	9.95
MM-AC3	220V adapter	9.95

\$5.00 Minimum Order - U.S. Funds Only
California Residents - Add 6% Sales Tax

Jameco ELECTRONICS
A Division of JAMES ELECTRONICS OF CALIFORNIA
MAIL ORDER ELECTRONICS - WORLDWIDE
1021 HOWARD AVENUE, SAN CARLOS, CA 94070
Advertised Prices Good Thru January

PHONE ORDERS WELCOME
(415) 592-8097

7400 TTL		
	SN7400N	29
	SN74172N	29
	SN74173	35
	SN74174N	35
	SN74175N	49
	SN74176N	35
	SN74176N-1	35
	SN74180N	50
	SN74182N	29
	SN74183N	59
	SN74185N	79
	SN74186N	35
	SN74189N	175
	SN74190N	45
	SN74191N	45
	SN74192N	45
	SN74193N	65
	SN74194N	65
	SN74195N	65
	SN74196N	65
	SN74197N	300
	SN74198N	35
	SN74199N	89
	SN74200N	59
	SN74201N	195
	SN74212N	35
	SN74213N	75
	SN74214N	79
	SN74215N	49
	SN74216N	49
	SN74217N	75
	SN74218N	79
	SN74219N	89
	SN74220N	89
	SN74221N	89
	SN74222N	89
	SN74223N	89
	SN74224N	89
	SN74225N	89
	SN74226N	89
	SN74227N	89
	SN74228N	89
	SN74229N	89
	SN74230N	89
	SN74231N	89
	SN74232N	89
	SN74233N	89
	SN74234N	89
	SN74235N	89
	SN74236N	89
	SN74237N	89
	SN74238N	89
	SN74239N	89
	SN74240N	89
	SN74241N	89
	SN74242N	89
	SN74243N	89
	SN74244N	89
	SN74245N	89
	SN74246N	89
	SN74247N	89
	SN74248N	89
	SN74249N	89
	SN74250N	89
	SN74251N	89
	SN74252N	89
	SN74253N	89
	SN74254N	89
	SN74255N	89
	SN74256N	89
	SN74160N	89
	SN74161N	89
	SN74162N	89
	SN74163N	89
	SN74164N	89
	SN74165N	89
	SN74166N	125
	SN74167N	125
	SN74170N	125
	SN74172N	600
	SN74173N	125
	SN74174N	89
	SN74175N	79
	SN74176N	95
	SN74177N	95
	SN74178N	95
	SN74180N	79
	SN74181N	95
	SN74182N	79
	SN74184N	95
	SN74185N	195
	SN74186N	95
	SN74188N	95
	SN74189N	95
	SN74190N	125
	SN74191N	125
	SN74192N	79
	SN74193N	89
	SN74194N	89
	SN74195N	69
	SN74196N	89
	SN74197N	89
	SN74198N	149
	SN74199N	149
	SN74200N	95
	SN74201N	179
	SN74202N	79
	SN74203N	225
	SN74204N	395
	SN74205N	395
	SN74206N	395
	SN74207N	69
	SN74208N	69
	SN74209N	69
	SN74210N	69
	SN74211N	69
	SN74212N	69
	SN74213N	69
	SN74214N	69
	SN74215N	69
	SN74216N	69
	SN74217N	69
	SN74218N	69
	SN74219N	69
	SN74220N	69
	SN74221N	69
	SN74222N	69
	SN74223N	69
	SN74224N	69
	SN74225N	69
	SN74226N	69
	SN74227N	69
	SN74228N	69
	SN74229N	69
	SN74230N	69
	SN74231N	69
	SN74232N	69
	SN74233N	69
	SN74234N	69
	SN74235N	69
	SN74236N	69
	SN74237N	69
	SN74238N	69
	SN74239N	69
	SN74240N	69
	SN74241N	69
	SN74242N	69
	SN74243N	69
	SN74244N	69
	SN74245N	69
	SN74246N	69
	SN74247N	69
	SN74248N	69
	SN74249N	69
	SN74250N	69
	SN74251N	69
	SN74252N	69
	SN74253N	69
	SN74254N	69
	SN74255N	69
	SN74256N	69
	SN74257N	69
	SN74258N	69
	SN74259N	69
	SN74260N	69
	SN74261N	69
	SN74262N	69
	SN74263N	69
	SN74264N	69
	SN74265N	69
	SN74266N	69
	SN74267N	69
	SN74268N	69
	SN74269N	69
	SN74270N	69
	SN74271N	69
	SN74272N	69
	SN74273N	69
	SN74274N	69
	SN74275N	69
	SN74276N	69
	SN74277N	69
	SN74278N	69
	SN74279N	69
	SN74280N	69
	SN74281N	69
	SN74282N	69
	SN74283N	69
	SN74284N	69
	SN74285N	69
	SN74286N	69
	SN74287N	69
	SN74288N	69
	SN74289N	69
	SN74290N	69
	SN74291N	69
	SN74292N	69
	SN74293N	69
	SN74294N	69
	SN74295N	69
	SN74296N	69
	SN74297N	69
	SN74298N	69
	SN74299N	69
	SN74300N	69
	SN74301N	69
	SN74302N	69
	SN74303N	69
	SN74304N	69
	SN74305N	69
	SN74306N	69
	SN74307N	69
	SN74308N	69
	SN74309N	69
	SN74310N	69
	SN74311N	69
	SN74312N	69
	SN74313N	69
	SN74314N	69
	SN74315N	69
	SN74316N	69
	SN74317N	69
	SN74318N	69
	SN74319N	69
	SN74320N	69
	SN74321N	69
	SN74322N	69
	SN74323N	69
	SN74324N	69
	SN74325N	69
	SN74326N	69
	SN74327N	69
	SN74328N	69
	SN74329N	69
	SN74330N	69
	SN74331N	69
	SN74332N	69
	SN74333N	69
	SN74334N	69
	SN74335N	69
	SN74336N	69
	SN74337N	69
	SN74338N	69
	SN74339N	69
	SN74340N	69
	SN74341N	69
	SN74342N	69
	SN74343N	69
	SN74344N	69
	SN74345N	69
	SN74346N	69
	SN74347N	69
	SN74348N	69
	SN74349N	69
	SN74350N	69
	SN74351N	69
	SN74352N	69
	SN74353N	69
	SN74354N	69
	SN74355N	69
	SN74356N	69
	SN74357N	69
	SN74358N	69
	SN74359N	69
	SN74360N	69
	SN74361N	69
	SN74362N	69
	SN74363N	69
	SN74364N	69
	SN74365N	69
	SN74366N	69
	SN74367N	69
	SN74368N	69
	SN74369N	69
	SN74370N	69
	SN74371N	69
	SN74372N	69
	SN74373N	69
	SN74374N	69
	SN74375N	69
	SN74376N	69
	SN74377N	69
	SN74378N	69
	SN74379N	69
	SN74380N	69
	SN74381N	69
	SN74382N	69
	SN74383N	69
	SN74384N	69
	SN74385N	69
	SN74386N	69
	SN74387N	69
	SN74388N	69
	SN74389N	69
	SN74390N	69
	SN74391N	69
	SN74392N	69
	SN74393N	69
	SN74394N	69
	SN74395N	69
	SN74396N	69
	SN74397N	69
	SN74398N	69
	SN74399N	69
	SN74400N	69
	SN74401N	69
	SN74402N	69
	SN74403N	69
	SN74404N	69
	SN74405N	69
	SN74406N	69
	SN74407N	69
	SN74408N	69
	SN74409N	69
	SN74410N	69
	SN74411N	69
	SN74412N	69
	SN74413N	69
	SN74414N	69
	SN74415N	69
	SN74416N	69
	SN74417N	69
	SN74418N	69
	SN74419N	69
	SN74420N	69
	SN74421N	69
	SN74422N	69
	SN74423N	69
	SN74424N	69
	SN74425N	69
	SN74426N	69
	SN74427N	69
	SN74428N	69
	SN74429N	69
	SN74430N	69
	SN74431N	69
	SN74432N	69
	SN74433N	69
	SN74434N	69
	SN74435N	69
	SN74436N	69
	SN74437N	69
	SN74438N	69
	SN74439N	69
	SN74440N	69
	SN74441N	69
	SN74442N	69
	SN74443N	69
	SN74444N	69
	SN74445N	69
	SN74446N	69
	SN74447N	69
	SN74448N	69
	SN74449N	69
	SN74450N	69
	SN74451N	69
	SN74452N	69
	SN74453N	69
	SN74454N	69
	SN74455N	69
	SN74456N	69
	SN74457N	69
	SN74458N	69
	SN74459N	69
	SN74460N	69
	SN74461N	69
	SN74462N	69
	SN74463N	69
	SN74464N	69
	SN74465N	69
	SN74466N	69
	SN74467N	69
	SN74468N	69
	SN74469N	69
	SN74470N	69
	SN74471N	69
	SN74472N	69
	SN74473N	69
	SN74474N	69
	SN74475N	69
	SN74476N	69
	SN74477N	69
	SN74478N	69
	SN74479N	69
	SN74480N	69
	SN74481N	69
	SN74482N	69
	SN74483N	69
	SN74484N	69
	SN74485N	69
	SN74486N	69
	SN74487N	69
	SN74488N	69
	SN74489N	69
	SN74490N	69
	SN74491N	69
	SN74492N	69
	SN74493N	69
	SN74494N	69
	SN74495N	69
	SN74496N	69
	SN74497N	69
	SN74498N	69
	SN74499N	69
	SN74500N	69
	SN74501N	69
	SN74502N	69
	SN74503N	69
	SN74504N	69
	SN74505N	69
	SN74506N	69
	SN74507N	69
	SN74508N	69
	SN74509N	69
	SN74510N	69
	SN74511N	69
	SN74512N	69
	SN74513N	69
	SN74514N	69
	SN74515N	69
	SN74516N	69
	SN74517N	69
	SN74518N	69
	SN74519N	69
	SN74520N	69
	SN74521N	69
	SN74522N	69
	SN74523N	69
	SN74524N	69
	SN74525N	69
	SN74526N	69
	SN74527N	69
	SN74528N	69
	SN74529N	69
	SN74530N	69
	SN74531N	69
	SN74532N	69
	SN74533N	69
	SN74534N	69
	SN74535N	69
	SN74536N	69
	SN74537N	69
	SN74538N	69
	SN74539N	69
	SN74540N	69
	SN74541N	69
	SN74542N	69
	SN74543N	69
	SN74544N	69
	SN74545N	69
	SN74546N	69
	SN74547N	69
	SN74548N	69
	SN74549N	69
	SN74550N	69
	SN74551N	69
	SN74552N	69

Nigilite

Electronic Home Security Timer

A microprocessor-based pre-programmed light control that lets you also control over house lights when other lights cannot. Three Vignettes using ultraviolet light and ultraviolet light can give a more realistic pattern of light when you choose a lighting pattern that depicts the real life pattern. It then sets the Vignette clock and room pattern according to (See bar chart below) The house actually looks occupied although no one is home.

Easy to install. The Vignette unit contains an accurate digital LED clock plus pre-programmed independent lighting patterns for bedroom, bath, main kitchen, living room and outdoor porch lights. All solid state components assure the user long product life and reliability.

Part Number VGL-1
\$39.95 ea.

DISCRETE LEOS

200 dia. 125" dia. 185" dia. 190" dia.

XC556R red	5/51	XC209R red	5/51
XC556G green	4/51	XC209G green	4/51
XC556Y yellow	4/51	XC209Y yellow	4/51
XC556C clear	4/51	XC209C clear	4/51

200 dia. 125" dia. 185" dia. 190" dia.

XC22R red	5/51	XC256R red	5/51
XC22G green	4/51	XC256G green	4/51
XC22Y yellow	4/51	XC256Y yellow	4/51
XC22C clear	4/51	XC256C clear	4/51

170 dia. 4/51

MC108 red	4/51	XC111R red	5/51
MC108G green	4/51	XC111G green	4/51
MC108Y yellow	4/51	XC111Y yellow	4/51
MC108C clear	4/51	XC111C clear	4/51

005" dia. 6/51

MC108R red	4/51	XC111R red	5/51
MC108G green	4/51	XC111G green	4/51
MC108Y yellow	4/51	XC111Y yellow	4/51
MC108C clear	4/51	XC111C clear	4/51

1/4" x 1/4" x 1/16" flat 5/51

DISCRETE LEOS

TIME X T1001


LIQUID CRYSTAL DISPLAY
FIELD EFFECT

4 DIGIT 5 CHARACTERS
THREE ENUNCIATORS
200 X 120" PACKAGE
INCLUDES CONNECTOR

T1001-Transmissive \$7.95
T1001-A Reflective 8.25

20% Discount 100 pcs combined order 25% - 1000 pcs combined order			
C/MOS			
CD4000	23	CD4070	55
CD4001	23	CD4071	23
CD4002	23	CD4072	49
CD4006	19	CD4079	1.39
CD4007	25	CD4080	23
CD4008	25	CD4081	23
CD4009	25	CD4082	23
CD4010	25	CD4083	23
CD4011	23	CD4084	1.25
CD4012	25	CD4085	23
CD4013	25	CD4086	23
CD4014	1.39	CD4087	1.49
CD4015	1.19	CD4088	1.49
CD4016	49	CD4089	1.95
CD4017	19	CD4090	1.75
CD4018	99	CD4091	1.50
CD4019	49	CD4092	1.50
CD4020	19	CD4093	1.50
CD4021	1.39	CD4094	3.95
CD4022	1.19	CD4095	3.95
CD4023	23	CD4096	3.95
CD4024	23	CD4097	3.95
CD4025	23	CD4098	3.95
CD4026	23	CD4099	3.95
CD4027	23	CD4100	3.95

TYPE	POLARITY	HT	PRICE
MAN 1	Common Anode red	270	2.95
MAN 2	5 x 7 Dot Matrix red	300	4.95
MAN 3	Common Cathode red	125	25
MAN 4	Common Cathode red	187	1.95
MAN 5	Common Cathode green	300	99
MAN 6	Common Cathode yellow	300	99
MAN 7	Common Cathode red	300	99
MAN 8	Common Cathode red	300	1.25
MAN 82	Common Anode yellow	300	99
MAN 84	Common Cathode yellow	300	99
MAN 3620	Common Cathode yellow	300	99
MAN 3630	Common Cathode orange - 1	300	99
MAN 3640	Common Cathode orange	300	99
MAN 4610	Common Cathode orange	300	99
MAN 4640	Common Cathode orange	400	99
MAN 4710	Common Anode red	400	99
MAN 4730	Common Anode red - 1	400	99
MAN 4740	Common Cathode red	400	99
MAN 4810	Common Cathode red	400	99
MAN 4840	Common Cathode yellow	400	99
MAN 4860	Common Cathode orange	400	99
MAN 5610	Common Cathode orange D O	560	99
MAN 5630	Common Cathode orange - 1	560	99
MAN 5640	Common Cathode orange	560	99
MAN 6650	Common Cathode orange - 1	560	99



QUEST Cosmac Super Elf Computer \$106.95

Compare features before you decide to buy any other computer. There is no other computer on the market today that has all the desirable benefits of the Super Elf for so little money. The Super Elf is a small single board computer that does many big things. It is an excellent computer for training and for learning programming with its machine language and yet it is easily expanded with additional memory, Tiny Basic, ASCII Keyboards, video character generation, etc.

The Super Elf includes a ROM monitor for program loading, editing and execution with SINGLE STEP for program debugging which is not included in others at the same price. With SINGLE STEP you can see the microprocessor chip operating with the unique Quest address and data bus displays before, during and after executing instructions. Also, CPU mode and instruction cycle are shown on several LED indicator lamps.

An RCA 1861 video graphics chip allows you to connect to your own TV with an inexpensive video modulator to do graphics and games. There is a speaker system included for writing your own music or using many music programs already written. The speaker amplifier may also be used to drive relays for control purposes.

A 24 key HEX keyboard includes 16 HEX keys plus load, reset, run, input, memory protect.

memory select, monitor select and single step. Large, on board displays provide output and optional high and low address. There is a 44 pin standard connector for PC cards and a 50 pin connector for the Quest Super Expansion Board. Power supply and sockets for all IC's are included in the price plus a detailed 90 page instruction manual.

Many schools and universities are using the Super Elf as a course of study. OEM's use it for training and research and development.

Remember, other computers only offer Super Elf features at additional cost or not at all. Compare before you buy. Super Elf Kit \$106.95, High address option \$8.95, Low address option \$9.95. Custom Hardwood Cabinet with drilled and labelled front panel \$24.95. NiCad Battery Backup Kit \$4.95. All kits and options also come completely assembled and tested.

Questdata, a 12 page monthly software publication for 1802 computer users is available by subscription for \$12.00 per year.

Tiny Basic for ANY 1802 System

Cassette \$10.00. On ROM Monitor \$38.00. Super Elf owners, 30% off. Object code listing or paper tape with manual \$5.50. Original ELF Kit Board \$14.95.

Super Expansion Board with Cassette Interface \$89.95

This is truly an astounding value! This board has been designed to allow you to decide how you want it optioned. The Super Expansion Board comes with 4K of low power RAM fully addressable anywhere in 64K with built-in memory protect and a cassette interface. Provisions have been made for all other options on the same board and it fits neatly into the hardwood cabinet alongside the Super Elf. The board includes slots for up to 6K of EPROM (2708, 2758, 2716 or TI 2716) and is fully socketed (\$12.00 value). EPROM can be used for the monitor and Tiny Basic or other purposes.

A 1K Super ROM Monitor \$19.95 is available as an on board option in 2708 EPROM which has been preprogrammed with a program loader/editor and error checking multi file cassette read/write software. (relocatable cassette file) another exclusive from Quest. It includes register save and readout, video graphics driver with blinking cursor and block move capability. The Super Monitor is written with subroutines allowing users to take advantage of monitor functions.

The Power Supply for the Super Expansion Board is a 5 amp supply with +8v ± 18v + 12v - 5v. Regulated voltages are +5v & +12v \$29.95. Deluxe version includes the case at \$39.95.

Other on board options include Parallel Input and Output Ports with full handshake. They allow easy connection of an ASCII keyboard to the input port. RS 232 and 20 ma Current Loop for teletype or other device are on board and if you need more memory there are two S-100 slots for static RAM or video boards. A Godbout 8K RAM board is available for \$127.95. Parallel I/O Ports \$9.95. RS 232 \$4.50. TTY 20 ma I/O \$1.95. S-100 \$4.50. A 50 pin connector set with ribbon cable is available at \$12.50 for easy connection between the Super Elf and the Super Expansion Board.

Auto Clock Kit \$15.95

DC clock with 4-50" displays. Uses National MA-1012 module with alarm option. Includes light dimmer, crystal timebase PC boards. Fully regulated, comp. Instrucs. Add \$3.95 for beautiful dark gray case. Best value anywhere.

RCA Cosmac VIP Kit 229.00

Video computer with games and graphics.

Not a Cheap Clock Kit \$14.95

Includes everything except case. 2-PC boards. 6-50" LED Displays. 5314 clock chip, transformer, all components and full Instrucs. Green and orange displays also avail. Same kit w/ 80" displays. Red only. \$21.95

60 Hz Crystal Time Base Kit \$4.40

Converts digital clocks from AC line frequency to crystal time base. Outstanding accuracy. Kit includes: PC board, MM5369, crystal, resistors, capacitors and trimmer.

TERMS: \$5.00 min. order U.S. Funds. Calif residents add 6% tax. BankAmericard and Master Charge accepted. Shipping charges will be added on charge cards.

P.O. Box 4430E Santa Clara, CA 95054
For will call only: (408) 988-1640
2322 Walsh Ave.
QUEST ELECTRONICS

INTEGRATED CIRCUITS

INTEGRATED CIRCUITS				CLOCK MODULES Complete alarm clocks ready to hook up with transformer and switches. Very compact with 350 and 60" 64" gage.			
7400TTL	LM340T-18	1.10	CD4511	.94	8212	2.90	8.95
7400N	LM340T-24	1.10	CD4515	2.52	8214	6.00	10.25
7402N	LM343H	4.50	CD4516	1.10	8216	2.80	2.25
7404N	LM370	1.15	CD4518	1.02	8228	2.90	2.25
7409N	LM377	4.50	CD4520	1.02	8228	5.35	2.25
7410N	LM379	5.00	CD4527	1.51	8251	8.50	
7414N	LM339N	1.00	CD4528	.79	8253	10.00	
7420N	LM381	1.60	CD4553	5.75	8255	9.25	
7422N	LM382	1.50	CD4566	2.25	8257	19.50	
7430N	LM703H	.40	CD4583	4.50	8259	19.50	
7442N	LM709H	.28	CD4585	1.10	CD1802CD	19.95	2.95
7445N	LM709N	.50	CD4586	3.25	CD1802D	25.00	
7447N	LM733N	.67	74C00	.28	CD1861	12.95	
7448N	LM7412H	.35	74C04	.33	6820	9.95	
7450N	LM7414N	.25	74C10	.28	6850	12.50	
7474N	LM7474N	.62	74C14	2.10	6502	12.50	
7475N	LM748N	.35	74C20	.28			
7485N	LM7503N	.62	74C50	.28			
7489N	LM7534	1.10	74C48	1.95			
7490N	LM7535	1.27	74C74	.75			
7492N	LM7537	1.75	74C90	1.15			
7493N	LM7538	2.75	74C93	1.44			
7495N	LM7539	4.75	74C905	2.00			
74100N	LM7540	1.75	74C906	2.00			
74107N	LM7541	7.50	74C914	.95			
74121N	LM7542	3.00					
74125N	LM7543	5.90					
74129N	LM7544	1.50					
74145N	LM7545	.60					
74150N	LM7546	1.75					
74151N	LM7547	.61					
74157N	LM7548	5.90					
74157N	LM7549	2.75					
74157N	LM7550	1.33					
74157N	LM7551	.79					
74157N	LM7552	1.00					
74157N	LM7553	1.00					
74157N	LM7554	1.00					
74157N	LM7555	1.00					
74157N	LM7556	1.00					
74157N	LM7557	1.00					
74157N	LM7558	1.00					
74157N	LM7559	1.00					
74157N	LM7560	1.00					
74157N	LM7561	1.00					
74157N	LM7562	1.00					
74157N	LM7563	1.00					
74157N	LM7564	1.00					
74157N	LM7565	1.00					
74157N	LM7566	1.00					
74157N	LM7567	1.00					
74157N	LM7568	1.00					
74157N	LM7569	1.00					
74157N	LM7570	1.00					
74157N	LM7571	1.00					
74157N	LM7572	1.00					
74157N	LM7573	1.00					
74157N	LM7574	1.00					
74157N	LM7575	1.00					
74157N	LM7576	1.00					
74157N	LM7577	1.00					
74157N	LM7578	1.00					
74157N	LM7579	1.00					
74157N	LM7580	1.00					
74157N	LM7581	1.00					
74157N	LM7582	1.00					
74157N	LM7583	1.00					
74157N	LM7584	1.00					
74157N	LM7585	1.00					
74157N	LM7586	1.00					
74157N	LM7587	1.00					
74157N	LM7588	1.00					
74157N	LM7589	1.00					
74157N	LM7590	1.00					
74157N	LM7591	1.00					
74157N	LM7592	1.00					
74157N	LM7593	1.00					
74157N	LM7594	1.00					
74157N	LM7595	1.00					
74157N	LM7596	1.00					
74157N	LM7597	1.00					
74157N	LM7598	1.00					
74157N	LM7599	1.00					
74157N	LM7600	1.00					
74157N	LM7601	1.00					
74157N	LM7602	1.00					
74157N	LM7603	1.00					
74157N	LM7604	1.00					
74157N	LM7605	1.00					
74157N	LM7606	1.00					
74157N	LM7607	1.00					
74157N	LM7608	1.00					
74157N	LM7609	1.00					
74157N	LM7610	1.00					
74157N	LM7611	1.00					
74157N	LM7612	1.00					
74157N	LM7613	1.00					
74157N	LM7614	1.00					
74157N	LM7615	1.00					
74157N	LM7616	1.00					
74157N	LM7617	1.00					
74157N	LM7618	1.00					
74157N	LM7619	1.00					
74157N	LM7620	1.00					
74157N	LM7621	1.00					
74157N	LM7622	1.00					
74157N	LM7623	1.00					
74157N	LM7624	1.00					
74157N	LM7625	1.00					
74157N	LM7626	1.00					
74157N	LM7627	1.00					
74157N	LM7628	1.00					
74157N	LM7629	1.00					
74157N	LM7630	1.00					
74157N	LM7631	1.00					
74157N	LM7632	1.00					
74157N	LM7633	1.00					
74157N	LM7634	1.00					
74157N	LM7635	1.00					
74157N	LM7636	1.00					
74157N	LM7637	1.00					
74157N	LM7638	1.00					
74157N	LM7639	1.00					
74157N	LM7640	1.00					
74157N	LM7641	1.00					
74157N	LM7642	1.00					
74157N	LM7643	1.00					
74157N	LM7644	1.00					
74157N	LM7645	1.00					
74157N	LM7646	1.00					
74157N	LM7647	1.00					
74157N	LM7648	1.00					
74157N	LM7649	1.00					
74157N	LM7650	1.00					
74157N	LM7651	1.00					
74157N	LM7652	1.00					
74157N	LM7653	1.00					
74157N	LM7654	1.00					
74157N	LM7655	1.00					
74157N	LM7656	1.00					
74157N	LM7657	1.00					
74157N	LM7658	1.00					
74157N	LM7659	1.00					
74157N	LM7660	1.00					
74157N	LM7661	1.00					
74157N	LM7662	1.00					
74157N	LM7663	1.00					
74157N	LM7664	1.00					
74157N	LM7665	1.00					
74157N	LM7666	1.00					
74157N	LM7667	1.00					
74157N	LM7668	1.00					
74157N	LM7669	1.00					
74157N	LM7670	1.00					
74157N	LM7671	1.00					
74157N	LM7672	1.00					
74157N	LM7673	1.00					
74157N	LM7674	1.00					
74157N	LM7675	1.00					
74157N	LM7676	1.00					
74157N	LM7677	1.00					
74157N	LM7678	1.00					
74157N	LM7679	1.00					
74157N	LM7680	1.00					
74157N	LM7681	1.00					
74157N	LM7682	1.00					
74157N	LM7683	1.00					
74157N	LM7684	1.00					
74157N	LM7685	1.00					
74157N	LM7686	1.00					
74157N	LM7687	1.00					
74157N	LM7688	1.00					
74157N	LM7689	1.00					
74157N	LM7690	1.00					
74157N	LM7691	1.00					
74157N	LM7692	1.00					
74157N	LM7693	1.00					
74157N	LM7694	1.00					
74157N	LM7695	1.00					
74157N	LM7696	1.00					
74157N	LM7697	1.00					
74157N	LM7698	1.00					
74157N	LM7699	1.00					
74157N	LM7700	1.00					
74157N	LM7701	1.00					

LM1002A, C of 50	8.95
1002P Transformer	2.25
LM1001A, C of 50	1.25
1002P Transformer	2.25
Special transformer and size	
switches when purchased	
LM1003 car module 3	
green rear display	2.95
RESISTORS % watt 5%	
10 per type 100 350 per type .012	
25 per type 100 350 per type .012	
100 per type .015 5 per type 6.75	
KEYBOARDS	

KITS • KITS • KITS

NEW . . . PRE-DRILLED PCB's FOR ALL 100 SERIES KITS

Perforated Boards **NOT INCLUDED** w/100 Series



103 MINI-WINK NEON FLASHER. Random flash pattern. Interesting displays. 6 neon lamps. AC operated.

103 \$2.95
103A (103 w/PCB) 4.60
103B (103 w/PCB,CASE) 6.85



110 ELECTRONIC WHOOPER SIREN. Powerful wailing sound. Dual oscillator circuit. Use with any alarm circuit. Battery not included.

110 \$4.95
110A (110 w/PCB) 6.50
110B (110 w/PCB,CASE) 9.60



117 TUNABLE ELECTRONIC ORGAN. Tunable 7-note scale. Play sing-a-long favorites. Battery not included.

117 \$6.95
117A (117 w/PCB) 8.90
117B (117 w/PCB,CASE) 12.00



120 SIREN/CODE OSCILLATOR. Loud, piercing alarm. Practice Morse code. Battery not included.

120 \$4.20
120A (120 w/PCB) 5.55
120B (120 w/PCB,CASE) 8.65



104 VARIABLE STROBE LIGHT. Great for parties and photography. Variable flash rate. AC operated.


104 \$9.95
104A (104 w/PCB) 14.20
104B (104 w/PCB,CASE) 19.70



126 PROGRAMMABLE DOORBELL. Adjustable rate and pitch for 15 musical notes. Play favorite tunes. 6 IC's. Uses existing transformer and switch.

126 \$16.95
126A (126 w/PCB) 23.70
126B (126 w/PCB,CASE) 29.20

Perforated Boards **NOT INCLUDED** w/100 Series



109 AUTO/HOME BURGLAR ALARM. Use with car horn or models 110 or 124 sirens. Latching circuit. Battery not included.

109 \$2.25
109A (109 w/PCB) 3.40
109B (109 w/PCB,CASE) 5.00

114 AUDIO AMPLIFIER. High sensitivity, high gain. Use as intercom. PA amp. phone pick-up and others. push-pull output. Battery not included.

114 \$6.35
114A (114 w/PCB) 8.90
114B (114 w/PCB,CASE) 12.00



102 6/9 VOLT SUPPLY. 100mA. Battery eliminator, dual range output switch, neon pilot lamp. AC operated.

102 \$3.95
102A (102 w/PCB) 5.30
102B (102 w/PCB,CASE) 7.25

119 MOTOR SPEED CONTROL. Adjust motor speed to suit application. SCR controlled, use as light dimmer. AC operated.

119 \$3.95
119A (119 w/PCB) 5.50
119B (119 w/PCB,CASE) 7.75



123 ELECTRONIC TIMER. Turns appliances on and off, adjustable control, 2 minutes to 1 hour. 1 IC. AC operated.

123 \$8.95
123A (123 w/PCB) 11.40
123B (123 w/PCB,CASE) 13.65

540 BINARY CLOCK. Handcraft tomorrow's timepiece today. Watch constantly changing patterns of LED's as they display Binary Time. This unique clock project enhances the learning of Digital Logic and the Binary Coding System, as well as offering a beautifully styled conversation piece.

10 TTL INTEGRATED CIRCUITS • VOLTAGE REGULATOR • MANUAL TEACHES BINARY SYSTEM • FAST, SLOW AND HOLD CONTROLS • 115VAC 50 or 60Hz.



\$39.95 Complete

536 8-TRANSISTOR AM RADIO. Experience jewel-like clarity in sound. The best superheterodyne kit circuit available. SEPARATE LOCAL OSCILLATOR for high sensitivity and excellent selectivity. Unique IF Transformer mounting system. Manual. 9V battery required (not included).



\$16.45 Complete

Perforated Boards **NOT INCLUDED** w/100 Series



124 WARBLING SIREN. Two-tone oscillating siren. Loud and penetrating, 2 IC's. For automobile or other 12 volt systems.

124 \$5.65
124A (124 w/PCB) 7.10
124B (124 w/PCB,CASE) 10.20



105 FISH CALLER. Clicking sound imitates distressed fish. Adjustable speed. Battery not included.

105 \$2.95
105A (105 w/PCB) 4.10
105B (105 w/PCB,CASE) 5.70



107 COLOR ORGAN CONTROL — 3 CHANNEL. Over 200W per channel. Separate sensitivity control. Hi-mid-lo frequency response. AC operated.

107 \$9.20
107A (107 w/PCB) 11.85
107B (107 w/PCB,CASE) 14.95



118 TV SCRAMBLER. Tunable to all VHF stations. 30 foot range. Battery not included.

118 \$1.95
118A (118 w/PCB) 2.90
118B (118 w/PCB,CASE) 4.50



122 COMPUTER SOUND EFFECTS GENERATOR. Produces weird, spacey sounds. 4 IC's. Control tone, rate and blip or glide. Battery not included.

122 \$14.95
122A (122 w/PCB) 19.40
122B (122 w/PCB,CASE) 24.90

We accept:
VISA,



**MASTER CHARGE BANKAMERICARD,
CALL TOLL FREE
800-824-5136**

IN CALIFORNIA CALL 800-852-7631

ASK FOR OPERATOR 441

DO NOT SEND CASH • NO COD • ORDER BY PHONE OR MAIL

MINIMUM ORDER \$10.00. CALIF. RESIDENTS
ADD 6% SALES TAX.

WE PAY POSTAGE AND HANDLING
IN U.S.A. OVERSEAS COUNTRIES.
ADD 15% OF TOTAL FOR POSTAGE.

SEND CHECK OR
MONEY ORDER TO:

Graymark

International, Inc.

1751 McGaw Avenue Dept. 1 Irvine, CA 92714 (714) 540-5480



THE NEW HOBBY WORLD CATALOG

Your source for factory prime, professional quality equipment. Computers, add-on boards, IC's, sockets, resistors, supplies, tools, test equipment,

books, and more. Shop your buy list at Hobby World. You'll find what you want, and at a solid savings. For example, look at this month's specials:

THE NEW ELENCO 3½ DIGIT SOLID STATE MULTIMETER

The ultimate in performance: measures resistance to .01 ohms, voltage to 100 micro-volts, current to one micro-amp. Assembled and tested, with 2-Year warranty. Lists at \$99.95, **HOBBY WORLD PRICE ONLY \$74.95!**

16K MEMORY ADD-ON FOR APPLE OR TRS-80

HOBBY WORLD PRICE IS ONLY \$98.00 (specify when ordering)

WAHL ISO-TIP CORDLESS SOLDERING IRON

Includes ni-cad batteries and wall plug transformer. Lists at \$19.95, **BUT HOBBY WORLD HAS IT FOR \$14.95!**

SEND ME A FREE CATALOG!

Name _____

Address _____

City _____

State _____

Hobby World
19355 Business Center Dr #6
Northridge CA 91324

TELEPHONE ORDERS
Inside Cal 213 886 9200
Outside Cal 800 423 5387

RE-JAN

CIRCLE 44 ON FREE INFORMATION CARD

YOU'RE UNDER SURVEILLANCE!!

A HOST OF PEOPLE, AGENCIES, AND COMPUTERS ARE BUSY SPYING ON YOU AND YOUR BUSINESS EVERY DAY, OFTEN ILLEGALLY. . .

HOW TO STOP IT OR DO IT BACK!

THE BIG BROTHER GAME



A Large Format (8½" x 11") Quality Paperback, 240 Pages

**BUGGING
WIRETAPPING
TAILING
OPTICAL AND
ELECTRONIC SURVEILLANCE
SURREPTITIOUS ENTRY
DETECTIVE TECHNIQUES
WEAPONS
COUNTERMEASURES**

\$9.95

"A VIRTUAL ENCYCLOPEDIA ON SURVEILLANCE . . . EVERYTHING YOU'VE ALWAYS WANTED TO KNOW ABOUT SPYING."—

PLAYBOY MAGAZINE

With Each Order You Receive Free Other Material And Literature For Investigative Procedure . . .
Depending on luck for success
Is like fishing without bait

QUIMTRONIX

Postpaid—P.O. Box 548-RE
Seattle, Washington 98111

CIRCLE 47 ON FREE INFORMATION CARD

ATTENTION SERVICE DEALERS



• Buy Directly •

Top Line Solid State Replacements, Original Japanese Transistors and Integrated Circuits

PARTIAL 'JUST' MONTHLY SPECIALS

Part Number	Your Cost	Part Number	Your Cost	Part Number	Your Cost
AN 214	2.25	2SC 799	2.95	2SD 292	2.50
AN 247	3.25	2SC 867	4.99	2SD 331	1.15
2SA 495	.50	2SC 1034	4.25	2SK 23A	.75
2SA 643	.50	2SC 1358	2.90	SG-609	3.75
2SC 710	.30	2SC 1383	.45	SID 30-15	1.45

Hurry while our supply lasts!

Send for our complete list of Japanese parts and prices

- Our Professional Replacement parts are top quality and replace over 130,000 industry types at a substantial savings to you over most other replacement lines.
- To order, just send us the ECG, SK, GE, or other part number and we will promptly ship you the premium PR direct replacement, plus a free PR replacement guide. Remember—these are first quality parts—no culls, no seconds! 2 year warranty on all parts.
- Orders over \$25.00 shipped free, under \$25 add \$1 UPS. C.O.D. orders are welcome. To approximate the cost of a replacement part order, deduct 40% from dealer cost of ECG or other types. All orders shipped within 24 hours.

Write or Call—Toll Free 800-526-4463


DEVCO P.O. Box 270, Garwood, NJ 07027 • (201) 688-0300

CIRCLE 14 ON FREE INFORMATION CARD



Solar cell panels, used, OK condition

20 cell panel, 2" cells 6 volt ½ amp	\$ 75.00
36 cell panel, 12 volt ½ amp	100.00
24 cell panel, 8 volt .45 amp	85.00
10 half cell panel, 5 volt ¼ amp	50.00
5 cell panel, 2.5 volt ½ amp	40.00
Single 3.5 inch cell, 1 amp, .45 volt	8.50
Solar power kit, 3.5 inch cell, motor, propellor..	\$ 10.25
ULTRASONIC room alarm, intrusion detection with full data for hookup	40.00



SEE IN THE DARK
IR viewer complete ready to operate. Guaranteed by the manufacturer. Portable, runs on lantern battery. New, see in total darkness. No shipments to Calif. Comes complete with built in IR source and adjustable focus lens.
SPL-21 \$199.00

All items FOB Lynn, Mass. Send for free 64 page catalog jam packed with goodies.

Meshna Inc., PO Box 62, E. Lynn, Mass. 01904

CIRCLE 28 ON FREE INFORMATION CARD

THE MOST ADVANCED TIMEPIECE OF ITS KIND IN THE WORLD!

LCD Quartz Alarm Chronograph with calendar and dual time zone! Watch is the same as Seiko but you pay a lot more for the name! Features:



- * 24 hour alarm
- * Chronograph counts up to 12 hrs., 59 mins. 59.9 sec.
- * Precision of chrono up to 1/10 sec indicated by 10 moving arrows!!
- * Lap time (with chrono running uninterrupted)
- * Time displays by LCD for hour, min, sec, day, date of the week and AM/PM.
- * Calendar gives out date/day
- * Dual time zone for any two cities of the world at your own choice.
- * With light switch to allow you to see the time in the dark!

\$65.50

ONE YEAR FULL WARRANTY!

JUMBO 1" LED ALARM CLOCK MODULE

Assembled - not a kit!

- Features:
- * 1" 4 digits red LED display
 - * 12 hours real time format
 - * 24 hours alarm audio output (just add speaker)
 - * Power failure indicator
 - * Count down timer 59 mins.
 - * 12-16V AC 50/60 Hz Input
 - * 10 min. snooze control



\$8.50 EACH
FCM 701

Transformer
\$1.75

NEW MARK III 9 Steps 4 Colors LED VU



Stereo level indicator kit with arc-shape display panel!! This Mark III LED level indicator is a new design PC board with an arc-shape 4 colors LED display (change color from red, yellow, green and the peak output indicated by rose red). The power range is very large, from -30dB to +5dB. The Mark III indicator is applicable to 1 watt - 200 watts amplifier operating voltage is 3V - 9V DC at max 400 MA. The circuit uses 10 LEDs per channel. It is very easy to connect to the amplifier. Just hook up with the speaker output!

IN KIT FORM \$17.50

ELECTRONIC DUAL SPEAKER PROTECTOR

Cut off when circuit is shorted or overload to protect your amplifier as well as your speakers. A must for OCL circuits.



**KIT FORM
\$8.75 EA.**

It is not a pack of cigarettes. It is a new FM wireless mic kit! New design PC board fits into a plastic cigarette box. (case included) Uses a condenser microphone to allow you to have a better response in sound pick-up. Transmits up to 350 ft! With an LED indicator to signal the unit is on.



**KIT FORM
\$7.95**

AN AIR HORN!

Good for anything needing sound. This is not electronic, but we bought them with some other deals. They are all brand new in boxes.

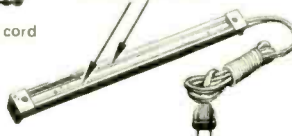
\$2.50 EA.



TAP-A-LINE

It is a multi-plug extension cord for 110V AC
Maximum 12 plugs
\$3.50 EA.

Mount This
Side Up. Insert
Plug Prongs Here



3-579 MHz Color TV Crystal



**ON SALE
\$1.25 EA.
10 for \$11.00**

6V 2AMP Rechargeable Battery



for moped, backup light system, alarm system, CB or other purpose. All brand new, never charged!
**SPECIAL PRICE
\$4.25 EA**

THE MOST POPULAR MM5314 CLOCK KIT

Features:

- * 12/24 Hours Display
- * 50/60 Hz Input
- * 6 Digits Bright Orange Readouts



Kit includes plastic case, MM 5314 I.C. One set transistor drivers, P.C. Board, gas discharge displays, all other electronic parts and transformer. Catalog no. DC-8SP

**SPECIAL PRICE
\$17.95 PER KIT**

9 STEPS LED LEVEL INDICATOR KIT



for most stereo amplifiers
This new project works as a pair of VU meter to indicate the output level of your amplifier from -20dB to +3dB. Kit includes all LED, transistors, electronic components, P.C. Board and Instructions.

Easy to build and fun to see.
ONLY \$12.50 EA.

60W + 60W

STEREO

AMPLIFIER




COMPLETED UNIT-NOT A KIT!

OCL pre amp. & power stereo amp. with bass, middle, treble 3-way tone control. Fully assembled and tested, ready to work. Total harmonic distortion less than 0.5% at full power. Output maximum is 60 watts per channel at 8Ω. Power supply is 24 - 36V AC or DC. Complete unit

*Kit form \$37.50
Power transformer

Assembled \$49.50 ea.
\$ 8.50 ea.




POWER TRANSFORMER \$6.50 EACH

22W + 22W STEREO HYBRID AMPLIFIER KIT

It Works in 12V D.C. As Well! Kit includes 1 PC SANYO STK-024 stereo power amp. IC LM 1458 as pre amp, all other electronic parts, PC Board, all control pots and special heat sink for hybrid. Power transformer not included. It produces ultra hi-fi output up to 44 watts (22 watts per channel) yet gives out less than 0.1% total harmonic distortion between 100Mz and 10KHz.

\$32.50 PER KIT

WHAT A SAFE WAY TO SHOOT!
Electronic shooting game for all ages. Target uses photo electric cell and pistol shoots light beams.



Range approx. 10 ft. and target makes sound. Not a kit! Battery not included.

\$13.50 per set

SANYO HYBRID

Audio power amplifiers I.C. Max. hi-fi output power, minimum ext. components needed.



15 Watts	STK-028	\$ 8.50
23 Watts	STK-054	\$13.50
30 Watts	STK-056	\$17.50
50 Watts	STK-050	\$26.50
10W + 10W (stereo)	STK-040	\$14.50
15W + 15W (stereo)	STK-041	\$25.50
20W + 20W (stereo)	STK-043	\$31.50

*data sheet comes with purchase

COMPUTER GRADE CAPACITORS



All capacitors are Brand New
U.S. made in standard size

6000MFD	50V	\$2.60 EA.
9000MFD	50V	\$3.25 EA.
11000MFD	35V	\$3.20 EA.
14500MFD	40V	\$3.40 EA.
23000MFD	20V	\$3.00 EA.
58000MFD	20V	\$3.20 EA.
100,000MFD	6V	\$2.50 EA.

DIP SWITCHES



(On-Off Contacts)	
4 positions	\$1.50
5 positions	\$1.60
6 positions	\$1.70
7 positions	\$1.70
8 positions	\$1.80
10 positions	\$2.00

ELECTRONIC WHEEL OF FORTUNE KIT!

With 10 numbers split into black and white on dial. The LED turns when you hit the play switch, then it slows down and stops on one number. It sounds like a motor inside, but there is none. Lots of fun and easy to build. Kit comes with nice looking case, all electronic parts, P.C. Board and LEDs. Battery not included.



\$12.50

SUPER 15 WATT AUDIO AMP KIT



ONLY \$23.50 each

63 KEYS ASC11 DECORDED COMPLETE KEYBOARD

by Honeywell
with dual color key tops, uses TMS 5000 decoder LSI. (schematic data included)



SPECIAL \$56.50 NOT A KIT!

MANY SOUND DECISIONS!



\$3.60 EACH

Solid state sound indicator operating voltage 6V DC 30mA. Small size approximately 1/2" x 1 1/4".
Model EB2116 (Continuous)
Model EB2126 (Slow Pulse)
Model EB2136 (Fast Pulse)



Continuous



Slow pulse



Fast pulse

1Watt AUDIO AMP

All parts are pre assembled on a mini PC Board
Supply Voltage 6-9V D.C.
SPECIAL PRICE \$1.95 ea.



"FISHER" 30 WATT STEREO AMP

MAIN AMP (15W x 2)

Kit includes 2 pcs, Fisher PA 303 Hybrid IC all electronic parts with PC Board, Power supply 16V DC (not included), Power band with (KF 1% ± 3dB), Voltage gain 33dB, 20Hz - 20KHz.

Super Buy Only \$18.50



5W AUDIO AMP KIT

2 LM 380 with Volume Control
Power Supply 6-18V DC
only \$5.00 ea.



TIMER KIT

Time Controlled from 1-100sec.
Ideal to be used as timer delay unit for burglar alarm, photo service, and other purposes.
Max. loading 110V, 2 AMP.
Supply voltage 12-18V DC.
\$11.50 each



ELECTRONIC ALARM SIREN

COMPLETE UNIT
Ideal for use as an Alarm Unit or hook-up to your car back up to make a reverse indicator.
Light Output up to 130dB
Voltage Supply 6-12V
\$7.50



SOUND ACTIVATED SWITCH

All parts completed on a PC Board.
SCR will turn on relay for 1/2 sec. or trigger other circuit for 2-10 sec. (adjustable)
Ideal for use as door alarm, sound controlled toys and many other projects.
Supply voltage 4.5V - 9V DC
\$1.75 ea / 2 for \$3.00



LINEAR SLIDE POT 500KΩ SINGLE

Metal Case 3" Long
2 FOR \$1.20



DIGITAL ELECTRONIC LOCK KIT

for auto ignition, entry door, burglar alarm, etc.
4 Digits Programmable to CMOS I.C. Any Combination
\$6.50 ea.
400A RELAY AND KEY PAD NOT INCLUDED



BATTERY POWERED FLUORESCENT LANTERN

FEATURES

- Circuitry: designed for operation by high efficient, high power silicon transistor which enable illumination maintain in a standard level even the battery supply drops to a certain low voltage.
- 9" 6W cool/daylight miniature fluorescent tube.
- 6 x 1.5V UM-1 (size D) dry cell battery.
- Easy sliding door for changing batteries.
- Stainless reflector with wide angle increasing illumination of the lantern.



\$9.80 EACH
MODEL 888 R

Uses STK-015 Hybrid Power Amp

Kit includes: STK-015 Hybrid IC, power supply with power transformer, front Amp with tone control, all electronic parts as well as PC Board. Less than 0.5% harmonic distortion at full power 1/2dB response from 20-100,000 Hz. This amplifier has QUASI-Complementary class B output. Output max is watt (10 watt RMS) at 4Ω.



PROFESSIONAL CASE
for our 0-30V Power Supply. It is a nice looking metal cast case with giant 4" volt/amp meter; output blinding post and fuse holder, on/off switch and line cord!
ONLY \$21.50 EA.

CASE 030

POWER SUPPLY KIT



0-30V D.C. REGULATED
Uses UA723 and ZN3055 Power TR output can be adjusted from 0-30V, 2 AMP. Complete with PC board and all electronic parts.
0-30 POWER SUPPLY **\$10.50 each**
Transformer for Power Supply, 2 AMP 24V x 2 **\$6.50**
30V DC Panel Meter **\$4.20**

12V DC MINI RELAY

P.C. Board Solder Type

2AMP Contact SPDT \$1.30 EA
2AMP Contact DPDT \$1.75 EA
5AMP Contact 4PDT \$2.20 EA



ELECTRONIC SWITCH KIT

CONDENSER TYPE

Touch On Touch Off uses 74731 I.C. and 12V relay
\$5.50 each

AUTO ALARM KIT



The Crimetighter Auto Alarm is an electronic, self-controlled auto protection system, normally mounted within the glove box of an automobile. Two minutes after turning off the ignition, the alarm automatically turns itself "on". When auto is re-entered, the horn will sound after a 10-45 second entry delay. The automobile owner, by inserting the ignition key, will activate the alarm. Once activated, the alarm will sound for two minutes before automatically turning off. The alarm then resets and is ready to again protect the vehicle from unwanted entry.
FEATURES: Simple installation: 5 wires. Automatically turns on when auto is parked. Adjustable entry time. Extended exit time to allow for unshaken exit from vehicle. Numerous applications include protection of boats, campers, trailers, motorcycles, trucks. Cannot be deactivated by "hot wiring" an auto. Cannot be turned off without ignition key. Negative ground only.
ONLY \$14.00 PER KIT

4 DIGITS ALARM CLOCK



COMPLETE UNIT
NOT A KIT
• 0.5" RED LED READ OUT
• 24 HRS. ALARM SET
• 10 MINS. SNOOZE SET
• AM/PM ALARM INDICATORS
• SECOND DISPLAY SWITCH
• AUTOMATIC BRIGHTNESS CONTROL
• COMPACT AND HANDSOME PACKING
• 110V AC 60HZ INPUT
\$17.50 EACH

2 1/4" ROUND SPEAKER



8Ω 0.25W
for most sound Projects
SPECIAL 3 for \$2.00

I.C. TEST CLIPS



Same as the E-Z clips
With 20 Long Leads
In Black and Red Colors
\$2.75 per Pair



FM WIRELESS MIC KIT

This new model FM wireless MIC kit uses 3 high freq transistors, works in the FM range (88-108 MHz). It transmits the sound wave fidelity clearly over long distances (up to 250 ft.). Kit comes with all electronic parts, P.C. Board and mini microphone!
\$6.95 EACH KIT



WE FOUND THE CASE FOR THE FM MIC!!
Small, nice looking aluminum case size like a pack of cigarettes. It is an intercom. Audio amp inside with a mic jack, a mini toggle sw on top, can be used for many projects. We give you the circuit data as well!
VERY SPECIAL PRICE 2 for \$4.99

Sub-Mini Size Condenser Microphone

\$2.50 each
FET Transistor Built-in



FLUORESCENT LIGHT DRIVER KIT

12V DC POWERED

Lights up 8-15 Watt Fluorescent Light Tubes
Ideal for camper, outdoor Auto or Boat



Kit includes high voltage coil, power transistor, heat sink, all other electronic parts and PC Board, light tube not included!
ONLY \$5.50 PER KIT

12V D.C. AUTO DIGITAL CLOCK

Complete Unit

Not a Kit!



0.4" blue color 4 digits display. Turn off readouts when car is not running. X'tail controlled time base, fine time accuracy. Special designed case for easy mounting on top of your dashboard. Ideal for car, boat and campers.
SALE! ONLY \$24.50

HEAVY DUTY CLIP LEADS


10 pairs - 5 colors
Alligator clips on a 22" long lead. Ideal for any testing.



\$1.85/pack

MINI-SIZED I.C. AM RADIO

Size smaller than a box of matches!
Receives all AM stations
Batteries and ear phone included



Only \$8.50

TOGGLE SWITCH

Half size of submini toggle switch rated 3 amp 125V AC contact
1-9 10-99
MS 244 SPDT 1.00 0.90
MS 245 DPDT 1.20 1.10
LARGE QUANTITY AVAILABLE FOR OEM



SUBMINIATURES TOGGLE SWITCHES

SPDT On/Off \$1.30 ea
DPDT On/Off \$1.50 ea
3PDT On/Off \$1.75 ea
Mini size Rocker Type
Also available at the same price



MINI SIZE REED RELAY

Approx. 1" square
SPST Normal Open
Contact rated 1AMP
Coil 6-12V DC
All brand new by AMF
3 for \$2.00



PUSH-BUTTON SWITCH

N/Open Contact
Color: Red, White, Blue, Green, Black, 4/\$1.00
N/Closure also
Available 50c ea.
LARGE QTY. AVAILABLE



SOLID STATE ELECTRONIC BUZZER

Mini size 1" x 1/4" x 1/2"
Supply voltage 1.5V - 12V
Ideal for Alarm or Tone Indicator
\$1.50 each



MINIMUM ORDER \$10.00 California residents add 6% sales tax and 10% shipping.
Out of state add 15% of total purchase for shipping charges, out of USA and Overseas add 25% of total purchase.
SEND CHECK OR MONEY ORDER TO



FORMULA INTERNATIONAL INC.

12603 CRENSHAW BOULEVARD • HAWTHORNE, CALIFORNIA 90250

For more information please call (213) 973-1921, (213) 679-5162

STORE HOURS 10-7 Monday - Saturday

SEND \$1.00 FOR DETAILED CATALOG



CIRCLE 30 ON FREE INFORMATION CARD

www.americanradiohistory.com

JANUARY 1979

101

PENNY ARCADE

WE'RE FIGHTING BACK INFLATION WITH THIS EXCLUSIVE 1¢ SALE
BUY 1 AT SALE PRICE. GET 2ND FOR 1¢ MORE!!!

HOW TO ORDER

When ordering, always use catalog number, type no., the name of the magazine you are ordering from and the month.



SALE

**LYTIC KLINIK
ELECTRO'S**

ELECTRO'S				
Order by Cat. No. 3269 and value				
UF	Y	Sale	1C SALE	
10	15	10 for \$1	12 for \$1.01	
10	25	8 for \$1	16 for \$1.01	
10	50	6 for \$1	12 for \$1.01	
20	15	9 for \$1	16 for \$1.01	
20	25	8 for \$1	16 for \$1.01	
20	50	6 for \$1	12 for \$1.01	
50	15	3 for \$1	8 for \$1.01	
50	25	3 for \$1	8 for \$1.01	
100	15	6 for \$1	6 for \$1.01	
100	25	2 for \$1	4 for \$1.01	
1000	3	2 for \$1	4 for \$1.01	
1000	16	1 for \$1	2 for \$1.01	

All PC type except for noted. *Axis.

RIBBON CABLE!

Order by Cat. No. 3939 and Conductors				
Cond.		Sale		1c Sale
<input type="checkbox"/> 10		10 ft	\$1.98	20 ft \$1.99
<input type="checkbox"/> 14 *		8 ft	1.98	16 ft 1.99
<input type="checkbox"/> 20		5 ft	1.98	10 ft 1.99
<input type="checkbox"/> 25		4 ft	1.98	8 ft 1.99
<input type="checkbox"/> 26		4 ft	1.98	8 ft 1.99
<input type="checkbox"/> 34		3 ft	1.98	6 ft 1.99
<input type="checkbox"/> 38		3 ft	1.98	6 ft 1.99
<input type="checkbox"/> 40		2 ft	1.98	4 ft 1.99
<input type="checkbox"/> 50		2 ft	1.98	4 ft 1.99
<input type="checkbox"/> 60		1 ft	1.98	2 ft 1.99

* 14 ft. order

LED
CATCH GUTS
95 2 for
\$1.96

Factory "lay-arounds." Do they work? Who knows! A micro digital technicians bonanza. The complete guts are there, with blank plotting gun, and

leatherette band 5 functions.
HOURS. MINUTES.
SECONDS. MONTH. and
DATE Sorry, no spec. Wt. 2 oz.
Cat. No. 8267

PARTS & SEMI "ONE-CENTERS"

100-CAPACITOR SPECIAL DISC, mlyar, lyfics, more (#2738).....	2.00
10-VOLTAGE REGULATORS, hobby LM340, 340, TO-3 (#3330).....	2.00
30-PANEL SWITCHES, alldas, rotaries, mod. etc. (#3068).....	2.00
200-RESISTOR SPECIAL MA, 1W, carbon, metal (#3254).....	2.00
10-AXIAL WATTERS, resistors thru 360 ohms (#4098).....	2.00
100-NATIONAL IC BONANZA, linear, 7400A RMS (#260).....	2.00
15-LM340T VOLTAGE REGULATORS, 5 to 24V, TO-220 (#2638).....	2.00
100-POLYESTER CAPS, ass't'd values, voltage, H-Q (#2720).....	2.00
100-POWER TRANSISTORS, resistors thru 360 ohms (#4098).....	2.00
20-BRIDGES, untested, 2 d, & amp, full value (#4022).....	2.00
20-LSAMP "SOCKET SLEETS, micro, 1.5V, T2 (#3857).....	2.00
18-MIXED READOUTS, hobby, untested, 127, 3, 5, etc. (#3619).....	2.00
15-SUBMINUTER WATTERS, resistors thru 360 ohms (#4113).....	2.00
100-PLASTIC TRANSISTORS, untested, TO-92 (#2904).....	2.00
200-PREFORMED RESISTORS, M, 1/2, 1W, marked, ass't'd (#2608).....	2.00
200-PRECISION RESISTORS, M, 1/2, 1W, 1%, 2% marked (#2421).....	2.00
100-ALPICO MIKES, shiny finish, 50 ohms, 150 ohms (#5289).....	2.00
30-4000 SERIES CMOS, untested, 4000 series (#3284).....	2.00
1-CHARACTER GENERATOR, S x 7 Mootech MK 2002P (#3898).....	.495
1-CONDENSER MIKES, sensitive, 500 ohms 1.5 Volt (#3178).....	2.00
150-GLOSS ZENERS, 400 MW, untested, better than 50% yield (#2740).....	2.00
100-REAR PANEL RESISTORS, M, 1/2, 1W, marked, ass't'd (#2608).....	2.00
250-UNMARKED CAPACITORS, polystyrene, molded, pop values (#3805).....	2.00
300-SILICON SIGNAL DIODES, mono, glass, zenere tool 50% yield (#2628).....	2.00
30-PC TRIMMERS, 14, 18 pin, solder tail, (#3621).....	2.00
10-NEO LCA 3A B SWITCHING, 50% yield, untested (#2418).....	2.00
8-CIRCUIT POTENTIOMETERS, thumbwheel, screwdriver ass't' (#3345).....	2.00
15-SLIDE VOLUME CONTROLS, ass't'd values, dual, auglos. (#3057).....	2.00
75-GR-ELECTR, plastic, like "fly-wrap" (#5218).....	2.00
100-CRYSTALS, may include CB, M, marked, ass't'd (#2608).....	2.00
100-THERMAL STRIPS, from 2 plugs up (#3136).....	2.00
100-NEE-ONEON LAMPS, all 100% good (#2613).....	2.00
100-ARM SHIELDED CABLE, 1 cond, milks, phono, (#3577).....	2.00
100-SOUND TRIGGERS, sound trigger kit, 15mm (#3255).....	2.00
30-CB CRYSTALS, for phase lock loop, NAM, NC, 18 (#5050).....	2.00
1-VEEDER ROOT CONTROL, QOO-998, reseatable, pencil mt., (#5011).....	1.48
2-DIGIT GATE MONITOR, sim. to 3N200, 3N187, for RF & mixer (#5081).....	1.48
10-CD THUMBWHEEL INDICATORS, 100% yield, like 7415 (#5195).....	1.48
1-JOYSTICK, four 100K pots, with knob (#3808A).....	.495
1-ECCO THUMBWHEEL SWITCH, BCD, 0-7 (#2870A).....	.495
1-FL5551 TV SIDEBAND FILTER, for chenn, 3 or 4 (#4098).....	1.95
2-KEY-CHARGER PAK, 15mm, 15mm, 15mm (#4098).....	1.95
20-DATA ENTRY PUSH-SWITCHES, ass't' norm. open, for keyboards (#5279).....	2.00
75-SMT400 TTL IC's, untested 50%+ yield, pop types (#2415).....	2.00
100-50% DIP IC's, linear, untested 50%+ yield, pop types (#3245).....	2.00
100-LM380 AUDIO IC's, 2 watts out, dip 50%+ yield (#2604).....	2.00
75-LINEARS, OP AMPS, untested 50%+ yield, ampo-dips-minidips (#2416).....	2.00
100-TTL & LINEAR MIXED, with 7400s, 50%+ yield (#2431).....	2.00
15-CHANNEL CB SELECTOR, w/knob, for PLL circuit (#5045).....	1.19
15-CHANNEL CB SELECTOR, w/knob, for PLL circuit (#5045).....	1.19
1-POP OPTICAL LENSES, plane convex, 1" dia, plastic (#5043).....	1.19
10-IC "DICE", microscopical circuits, teaches theory (#5065).....	1.19
1-IC HI-FI SPEAKER, full range, for cer-n-horn (#5284).....	.495
1-WH-MIC GUIDE, men's, hody, 1/2" W, 1/2" H, 1/2" D (#5285).....	.495
1-UHF TUNER, solid state, standard type (#2827).....	1.00
10-SLIDE SWITCHES, ass't' pop styles (#1495).....	1.00
4-TANTALUM CAPACITORS, 8 uF, 35V, dipped (#5281).....	1.00
5-SPANGAC PHOTOCELLS, 600 to 1000 lux, 1/2" W, 1/2" H (#5281).....	1.00
1-LOKXZ MARKER CRYSTALS, offer for marker gen. (#3896).....	1.95
1-ETHERNET EDGE CONNECTOR, 10 pins, 125' (#3987).....	3.50
1-MPM-EDGE CONNECTOR, .125" spacing (#3963).....	1.95
1-IMPULSE RELAY, reed relay, 12VDC, 1/2" W, 1/2" H (#5281).....	1.95
150-PREFORMED DISC CAPACITORS, mark'd values, ass't'd (#2605).....	2.00
10-CALCULATOR KEYBOARDS, 20 keys and up (#3524).....	2.00
3-ALLARM WARNING STICKERS, for windows, 2 3/4" x 3" (#5338).....	2.00
10-CALCULATOR SWITCHES, SPI, DO, 1/2" W, 1/2" H (#5338).....	2.00
1-7 BIT DIGIT COUNTER, 110VAC, with mounting frame (#5332).....	1.95
8-2N3639 TRANSISTORS, NPN switch, like 2N2222, (.1992).....	2.00
2-3AMP, 50VPIV TRIAC, TO-3 metal case, (#5403).....	2.00
10-AXIAL ELECTROS, ass't'd values & capacitance, (#3227).....	2.00
40-UPRIGHT ELECTROS, ass't'd values & capacitance, (#3226).....	2.00
150-RED DISC SPECIAL, ER, color coated marked pop values (#5341).....	2.00
150-VOLT ZENERS, 400 mw, untested, better than 50% yield (#2740).....	2.00
100-CERAMIC CAPS, solid, color coded marked pop values (#5341).....	2.00

!BRAND NEW!

7 for \$1.00

4 for \$1.01

V=Minidip
N=Dip
H=TO-5

22 OP AMP & TTL IC FACTORY "PUMP-IN"

RV	MIQ FET Input Op Amp	SM7440	Dual 4 input buffer
1V	MI Perf volt control	SM7450	Eugen 2-wide, 2-in AND-OR-INV
2V	Op Amp	SM7481	Dual 2-wide, 2-3-input AND-OR-INV
3V	FM Strobe/PLL Damped	SM7453	4-wide, 2-in AND/OR Invert
4V	Quad Matched Op Amp	SM7455	4-wide, 2-in AND/OR Invert
5V	Dual 741	SM7470	6-2-3-1-input AND/OR Invert
6V	Quad 2 input NAND, O.C.	SM7474	Edge triggered IR Flip Flop
7V	Quad 2 input NAND, O.C.	SM7475	6-2-3-1 Slave Flip Flop
8V	Has Inverter, buffer, driver	SM7496	5 bit parallel in/parallel out shift reg
9V	Trisile 3 input NAND	SM74164	8 bit serial shift register
10V	Quad 2 input NAND, O.C.	SM7474	Edge triggered IR Flip Flop

IC SOCKETS?

8-PIN MINI-DIP (# 2123)	4 for \$1.19	8 for \$1.20
14-PIN DIP (# 1308)	3 for 1.19	6 for 1.20
18-PIN DIP (# 1309)	3 for 1.19	6 for 1.20
16-PIN DIP (# 3378)	6 for 1.19	12 for 1.20
24-PIN MS/DIP (# 3886)	2 for 1.19	4 for 1.20
28-PIN MS/DIP (# 3887)	2 for 1.19	4 for 1.20

MICRO MINI TOGGLE SWITCHES!

Cat. No.	Type	Sale	2 for
<input type="checkbox"/> 4036	SPDT	\$1.29	\$1.30
<input type="checkbox"/> 5459	SPDT*	1.39	1.40
<input type="checkbox"/> 5422	DPDT**	1.45	1.46

* momentary action ** center off

P-SWITCHES?

	Each	2 for
2 SWITCHES ON A DIP	\$.77	.70
3 SWITCHES ON A DIP	.88	.89
6 SWITCHES ON A DIP	1.29	1.30
9 SWITCHES ON A DIP	2.60	2.61

TTL'S AT "CENT-CIBLE" PRICES

No. 1981				No. 1982				No. 1983				No. 1984			
Type No.	Each	2 For		Type No.	Each	2 For		Type No.	Each	2 For		Type No.	Each	2 For	
SN7400	\$ 19	\$ 20		SN7471	.35	.36		SN74154	1.75	1.76		SN74154	1.75	1.76	
SN7401	19	20		SN7472	.20	.20		SN74155	.75	.80		SN74155	.75	.80	
SN7402	25	26		SN7473	.59	.60		SN74156	.39	.40		SN74156	.39	.40	
SN7404	19	20		SN7475	.69	.70		SN74157	.89	1.00		SN74157	.89	1.00	
SN7405	19	20		SN7480	19	20		SN74158	.99	1.00		SN74158	.99	1.00	
SN7406	19	20		SN7481	.39	.40		SN74161	1.29	1.30		SN74161	1.29	1.30	
SN7410	25	26		SN7483	.99	1.00		SN74163	1.39	1.40		SN74163	1.39	1.40	
SN7416	35	36		SN7486	.49	.50		SN74164	.79	.80		SN74164	.79	.80	
SN7420	32	33		SN7487	.59	.60		SN74165	.99	1.00		SN74165	.99	1.00	
SN7421	49	50		SN7489	3.49	3.50		SN74166	1.29	1.30		SN74166	1.29	1.30	
SN7423	29	30		SN7491	.99	1.00		SN74173	.89	1.00		SN74173	.89	1.00	
SN7426	19	20		SN7491	1.29	1.30		SN74175	.99	1.00		SN74175	.99	1.00	
SN7430	19	20		SN7492	.89	.90		SN74177	.79	.80		SN74177	.79	.80	
SN7437	19	20		SN7493	.69	.70		SN74179	1.99	2.00		SN74179	1.99	2.00	
SN7438	25	26		SN7494	.79	.80		SN74180	.49	.50		SN74180	.49	.50	
SN7440	19	20		SN7495	.69	.70		SN74182	.49	.50		SN74182	.49	.50	
SN7443	19	20		SN7496	.29	.30		SN74190	1.99	2.00		SN74190	1.99	2.00	
SN7444	19	20		SN7498	.79	.80		SN74191	1.75	1.76		SN74191	1.75	1.76	
SN7446	1.25	1.26		SN7499	.29	.30		SN74192	.85	.86		SN74192	.85	.86	
SN7451	19	20		SN7410	.39	.40		SN74193	1.09	1.10		SN74193	1.09	1.10	
SN7453	19	20		SN74114	.25	.26		SN74194	1.25	1.26		SN74194	1.25	1.26	
SN7454	29	30		SN74121	.59	.60		SN74197	.75	.76		SN74197	.75	.76	
SN7455	19	20		SN74123	.69	.70		SN74199	1.59	1.60		SN74199	1.59	1.60	
SN7460	35	36		SN74126	.99	1.00		SN74200	3.50	3.51		SN74200	3.50	3.51	
SN7464	19	20		SN74136	.49	.50		SN74251	.79	.80		SN74251	.79	.80	
SN7465	19	20		SN74140	.69	.70		SN74284	5.99	6.00		SN74284	5.99	6.00	
SN7470	19	20		SN74145	.69	.70		SN74298	3.75	3.76		SN74298	3.75	3.76	
				SN74153	1.29	1.30									

IMAGINE GETTING A CALCULATOR REJECT FOR ONLY A PENNY!!!!

Your Choice	2 for	LED
\$5.95	\$5.96	

CALCULATOR GAMBLE!

**PARTS
ALONE
ARE
WORTH
MORE
THAN**

ZENERS! Order by Cat.

No. 5210A voltage & wattage				Order by Cat. No. 5210B							
1 Watt		Sale		1C SALE		5 WATTS		Sale		1C SALE	
<input type="checkbox"/>	7.5V	5 for \$1.	10 for \$1.01	<input type="checkbox"/>	6. V	3 for 1.	6 for 1.01	<input type="checkbox"/>	8.2V	3 for 1.	6 for 1.01
<input type="checkbox"/>	8.2V	5 for 1.	10 for 1.01	<input type="checkbox"/>	8.2V	3 for 1.	6 for 1.01	<input type="checkbox"/>	15. V	3 for 1.	6 for 1.01
<input type="checkbox"/>	9.1V	5 for 1.	10 for 1.01	<input type="checkbox"/>	15. V	3 for 1.	6 for 1.01	<input type="checkbox"/>	18. V	3 for 1.	6 for 1.01
<input type="checkbox"/>	10. V	5 for 1.	10 for 1.01	<input type="checkbox"/>	18. V	3 for 1.	6 for 1.01	<input type="checkbox"/>	24. V	3 for 1.	6 for 1.01
<input type="checkbox"/>	11. V	5 for 1.	10 for 1.01	<input type="checkbox"/>	24. V	3 for 1.	6 for 1.01	<input type="checkbox"/>	30. V	3 for 1.	6 for 1.01
<input type="checkbox"/>	12. V	5 for 1.	10 for 1.01								
<input type="checkbox"/>	15. V	5 for 1.	10 for 1.01								

25 AMP BRIDGE RECTIFIERS

RECTIFIERS			
Order No. 2273 & voltage			
	Each	1c	SALE
50	\$1.95	2 for	\$1.96
100	1.49	2 for	1.50
200	1.69	2 for	1.70
400	1.99	2 for	2.00
600	2.25	2 for	2.26
800	2.50	2 for	2.51

POP-AMPS AT "CENT-CIBLE" PRICES

Case code: T=TO-220 Power Tab; V=Mini dip; K=TO-3; H=TO-5; N=DIP.

Type No.	Each	2 for	Type No.	Each	2 for	Type	Each	2 for
LM300H	\$.79	\$.80	LM3407-18	1.49	1.50	LM709H	.19	.20
LM300N	.49	.50	LM3407-24	1.49	1.50	LM709N	.49	.50
LM301V *	.45	.46	LM350N	.49	.50	LM723N	.49	.50
LM301M	.46	.45	LM376V	.39	.40	LM733N	.79	.80
LM308V	.29	.30	LM376V	2.25	2.26	LM741N	.30	.30
LM308N	.63	.70	LM380N	1.39	1.40	LM747H	.59	.60
LM309K	1.49	1.50	LM386N	1.49	1.50	LM1304	1.49	1.50
LM311V	.29	.30	LM531H	1.50	1.51	LM1310	1.79	1.80
LM320T-6	1.49	1.50	LM532N	.25	.26	LM1312	1.99	2.00
LM322N	1.19	1.20	LM532H	.25	.26	LM1414V	.19	.20
LM339N	1.79	1.80	NE540H	5.95	5.96	LM1458V	.39	.40
LM340K-5	1.49	1.50	LM555V	.75	.76	LM1800N	.79	.80
LM340K-6	1.49	1.50	LM556N	1.79	1.80	LM3022N	.69	.70
LM340K-8	1.49	1.50	LM556H	.39	.40	LM3900N	.49	.50
LM340K-12	1.49	1.50	LM558H	.39	.40	LM3909V	1.25	1.26
LM340K-15	1.49	1.50	LM561H	1.01	1.01	LM4250V	1.20	1.21
LM340K-18	1.49	1.50	LM562H	1.00	1.01	LM75451	.69	.70
LM340K-18	1.49	1.50	LM565H	1.00	1.01	LM75453	.69	.70
LM340K-24	1.49	1.50	LM565H	1.00	1.01	LM75491	.80	.81
LM340T-5	1.49	1.50	LM567	2.39	2.40	LM75492	.69	.70
LM340T-6	1.49	1.50	LM703N	.59	.60	LM75494	.60	.61
LM340T-12	1.49	1.50	LM704H	.19	.20	PA263	1.50	1.51
LM340T-15	1.49	1.50						

AMPLIFIERS!

9 WATTS ON A CHIP, Toshiba TA7205 (#5057).....	4.95	4.96
3 WATTS ON A CHIP, G-E PA 263 (#1522).....	1.50	1.51
1- 10 WATT STEREO AMPLIFIER, PA, hi-fi, mobile, 12V (#5324).....	8.88	2 for 8.89

**"TIE-PIN" TYPE
CONDENSER MIKE**
4.95 **2 for \$4.96**

It's a little Klimatec with
quality. Metal encased, with
built in FET circuitry.
omnidirectional Frequency
response 20-20,000 Hz Less tie
pin or lapel clip 600 ohm impe
dance. 15 VDC Cat. No. 3178 7/16" 7/8" long

WE FIGHT INFLATION

Terms: Add postage **Rated:** net 30
Phone: Wakefield, Mass. (617) 245-3828
Retail: 16-18 Del Carmine St., Wakefield.

POLY PAKS®

Send for **FREE**
CATALOG

POLY PAKS® DISCOUNT ALLEY

WE'RE PUTTING "GREENBACKS" IN YOUR POCKET!

10% OFF

That's right! Take 10% discount off any item in this ad! Or, for discount! POLY PAKS DISCOUNT ALLEY continues with anywhere!

4" GIANT SOLAR DISCS

\$9.95

High efficiency energy cells produce 0.5VDC. Rated amperage: Gang in series for higher voltages, or in parallel for high amperage! Perfect for science projects, experiments, industrial & commercial applications. 1.5 Amp. Cat. No. US075



8 DIGIT FREQUENCY COUNTER

\$77

• More features for the money!
• Easy to assemble and calibrate!

SPECIFICATIONS:
SENSITIVITY: 25mV to 35 MHz, 50 mV to 50 MHz.
FREQ. RANGE: 10 Hz to 500 MHz.
RESOLUTION: 1 Hz @ 1 sec, 10 Hz @ 10 sec.
GATE TIMES: 1 and 0.1 sec.
INTERNAL FREQUENCY STANDARD: 3.24288 MHz
INPUT IMPEDANCE: 1 megohm



Easy to read 35" led digits, dependable MOS/LSI circuitry. Quartz crystal controlled for frequency standard at the touch of a button. Built in power supply! Flip-top black vinyl covered wooden cabinet for easy access.

ACCURACY: 1 PPM @ 4 MHz
LEAD ZERO BLANKING
SIZE: 8 1/2 x 2 1/4 x 5 1/4" deep. WT: 2 lbs.
POWER REQUIREMENTS: 110VAC, 60 Hz.

Cat. No. 4049 COUNTER KIT... \$77
Cat. No. 4050 COUNTER WIRED & CALIBRATED... \$112
Cat. No. 5433 COUNTER WITH PRESCALER WIRED & CALIBRATED... \$150

3 AMP "TEFLON" RECTIFIERS

Order by Cat. No. 5278 and PIV

PIV	10 for	Sale
25	10 for	.99
50	10 for	1.29
100	10 for	1.89
200	10 for	2.39
400	10 for	2.89
600	10 for	2.89

MOTOR SPEED CONTROL "BASIC" KIT

\$2.95

Controls up to 10 Amps, 1000 watt! Works with noninductive type motors and incandescent lights. Varies from 5% to 95% Wt. 10 oz. Cat. No. 5327

*Basic kit includes all necessary electronic components, less PC board, case, line cord, transformer, or battery. Easy to 5 read board, with instructions.

NEW!



DIGITAL CAPACITANCE METER KIT

5 Ranges!

\$69.95

• Four .5" digits!
• You've seen it at twice the price!

Measure any capacitor value from 100 pF to 10,000 uF! Five ranges: 0.1uF, 10uF, 100uF, 1000uF, 10,000uF. Also tests button. Easy to assemble! Complete kit, nothing else required. With step-by-step instructions. Size 8 1/4 x 5 1/4" deep, vinyl covered wooden cabinet. Wt. 2 lbs.
Cat. No. 5238 Capacitance Meter Kit \$69.95
Cat. No. 5239 Capacitance Meter Wired \$95

1N4000 EPOXY RECTIFIERS

Cat. No.	Type	PIV	Sale
2377	1N4001	50	10 for .49
2378	1N4002	100	10 for .59
2379	1N4003	200	10 for .69
2380	1N4004	400	10 for .89
2381	1N4005	600	10 for 1.09
2382	1N4006	800	10 for 1.49

Order by Cat. No.

BLOCK FANS

\$11

For cooling, flushing, heating and ventilating! Quiet & dependable. Lightweight, flame retardant. 3 blades or better (sorry, no choosings! Removed from new equipment. Ship wt. 1 1/2 lbs. Cat. No. US108

* Famous USA Makers! * 4-11/16" sq. 1 1/4" deep.

30 WATT STEREO AMPLIFIER KIT

\$24.95

• Use with any preamp!

Easy to build, assembles in minutes. Uses two 15 watt Hybrid Amplifier Modules with heat sinks included! Power output 2 x 15W RMS, both channels into 8 ohms from 40-22,000 Hz. Total distortion less than 1%. Size: 5 1/2 x 2-3/4" Wt. 1 lb. Cat. No. 5408 Made For Fisher!

FREQUENCY COUNTER PRESCALER KIT

Fits inside our Frequency Counter Cabinet. Requires +5VDC, 100mA. With instructions. Cat. No. 5215 PRESCALER KIT \$24.95
Cat. No. 5225 PRESCALER WIRED \$34.95

• Works with all frequency counters!
• Extends range to 500 MHz!

SANYO AUDIO AMPLIFIER MODULES

Cat. No.	Type	Watts-RMS	Sale
5350	STK-009	13	\$8.88
5351	STK-013	15	11.50
5352	STK-020	20	14.88
6411	STK-058	30	18.88
5228	STK-050	50	26.88

RIBBON CABLE AT THIN PRICES

Cond.	Sale	34	3H	1.98
10	10H \$1.98	36	3H	1.98
14	8H 1.98	40	2H	1.98
20	5H 1.98	50	2H	1.98
25	4H 1.98	60	1H	1.98
26	4H 1.98	color coded.		

Order by Cat. No. 3938 conductor

"BEEM-O-LITE" LASER DIODES


NEVER BEFORE OFFERED (as far as we know)! Type LASD-55. With power! Rating of 5 to 9 watts! Producing a powerful ray of infra red light. Designed in hetero-junction coaxial type structure. N-Type. For "PULSE" mode operation. Wavelength approx. 900nm. 4 volts reverse voltage, threshold current 10, emitting area 3 x .04mm. Max. peak fwd cur. 40. YOU

888

ULTRASONIC TRANSDUCER

Originally designed for ultrasonic "radar" type alarms! Perfect for dozens of projects, including remote control, alarms, etc. Sends and receives! Diameter .3/4" deep, with standard RCA type phono jack. Wt. 2 oz. Cat. No. US375

BASIC COMPUTER POWER SUPPLY



5 VOLT 10 AMP

• Fully Regulated!
• Giant 12 Amp Transformer!

SPECIFICATIONS:
Input: 105 to 125 VAC, 50-60 Hz.
Output: 4.8 to 5.2 VDC 0-10 Amps, fixed.
Ripple: 1 mV RMS maximum under all conditions within Operating range of unit.
Transients: No turn on or turn off transients.
Overload Protection: Fuse protected.
Wt. 10 lbs.
Cat. No. US335



FLAT MAGNIFYING LENSES

\$395

• Build a 2000" Solar Furnace!
• Replaces most overhead projector lenses!

It's different! It's unusual! Magnifies like a lens, yet it's flat! A series of small concentric grooves extend from the center to the edge of the lens, acting like a giant prism! Each groove bends the light waves that hit it, acting like a conventional convex lens. Lightweight, inexpensive, and extremely short focal length of 12". Harness the sun's energy with the fresnel lens and a simple wooden frame! Focus the sun on any flammable object and watch it burst into flames within seconds! Size 11" square, 3/32" thick. Optically perfect. Wt. 1 lb. Cat. No. US338

MINI TOGGLE SWITCHES

3A 125VAC contacts	Contacts	Sale
center off	U4036 SPDT	\$1.29
	U5085 SPDT	1.39
	U4037 DPDT	1.45
	U5422 DPDT	1.65
	U5434 3PDT	1.85
	U5458 4PDT	1.95
	U5087 4PDT	1.95

DIP SWITCHES

Cat. No.	Switches	Sale
3646	2	.77
3649	3	.88
3021	4	.99
2677	7	1.79
5164	8	1.99
3672	10	2.50

Order by Cat. No.

COMMUNICATIONS MIKE



\$4.95

• Ham-CB-Audio
• Dynamic cartridge
• Top US maker
• Push to talk

MICROPROCESSORS! MEMORIES! SUPPORT!

Order by Cat. No.	3458 and type	
8008	\$7.95	8239 19.95
8080A	9.95	2102-L1 \$1.59
8212	3.50	1103 .79
8214	7.95	MMS260 .99
8216	3.50	MMS262 .39
8224	3.50	MMS280* 3.95
8228	6.95	MK4200P-11 1.95
8238	7.95	MK4096 3.95
8251	6.95	MK4116 19.95
8253	19.95	1702A 4.95
8255	10.90	MMS202 2.95
8257	19.95	2708 10.95



SELF POWERED LIQUID CRYSTAL DIGITAL ALARM CLOCK

\$26.88

• Built-in nite lite!
• Fits into shirt pocket.
• Built in beeper alarm!
• Perfect for any room, office, car, van, boat, plane, travel!

PACE CB-HAM TWO-WAY RADIO TESTER

\$33.88

Adjust your transmitter for maximum output! Essential for "tuning up" your rig and eliminating power losses from your system. Easy and simple to use! Runs directly from unit, no external connections required. Built-in 25 watt dummy load, with provisions for 500 watt external load. Power measurements to 500 watts can be made in 5 separate steps to achieve more accurate readings! Oscilloscope jack on front panel permits monitoring the signal when measuring power and percent modulation. Black ripple finish metal cabinet. 8 1/2 x 7 x 3 1/2", with carrying handle. 3" easy to read two color meter. Brushed metal front panel. Controls for METER ADJUST, SELECT RANGE, DUMMY LOAD SELECT, TRANSMITTER JACK, PI 25W, EXTERNAL LOAD JACK, (PI 25W), OSCILLOSCOPE, RCA type. Requires 9V transistor radio battery (not included).

Test SWR, Field Strength, RF Power, Modulation!

From "Star Wars" to "Time Wars" Poly Paks newest LCI digital clock declares "WAR ON TIME"! Uses the latest in Space Age Liquid Crystal Technology, featuring low current drain, dependable quartz crystal accuracy. Operates for a full year on a single AA penlite battery. Compact, only 3 1/4 x 1 1/4" deep. Charcoal grey hi-impact plastic case. Pushbutton controls for Slow Set, Fast Set, Nite Lite, Snooze, Alarm display. Easy to read 3 digits with AM/PM indicator. NOT A KIT! Completely wired and ready to go! (battery included). With leatherette carry strap. Cat. No. 92CU5268

POLY PAKS®

COD'S MAY BE PHONED!
P.O. BOX 942-R1A
SO. LYNNFIELD, MA 01940

Terms: Add Postage Rated: Net 30
Phone: (617) 245-3828
Retail: 16-18 Del Carmine St.
MINIMUM ORDER: \$8 Wakefield, MA

ORDERING INSTRUCTIONS: When ordering, always use catalog number, type no., the name of the magazine you are ordering from and the month.

ADVERTISING INDEX

RADIO-ELECTRONICS does not assume any responsibility for errors that may appear in the index below.

Free Information Number Page

31	Active Electronics.....	93
—	Advance Electronics.....	27
9	Advanced Computer Products.....	85
—	A M C Sales.....	79
12	American Antenna.....	Cov. 4
39	A P Products Inc.....	32
59	B & K Precision Dynascan Co.....	34
2	F.W. Bell, Inc.....	65
—	Karel Barta.....	84
—	Bullet Electronics.....	91
—	Burdex Security Co.....	79
33	C F R Associates.....	82
—	Chaney Electronics.....	104
17	Channellock.....	26
—	CIE—Cleveland Institute of Electronics... 18-21	
—	Command Productions.....	82
34	Consumer's Co.....	80
51	Continental Specialties.....	Cov. 3
—	CREI—Div. of McGraw Hill Continuing Education.....	28-31
—	Dage Scientific Instruments.....	79
53	Davis Electronics.....	63
25	Delta Electronics.....	90
14	Devo.....	98
38	Diamondback Electronics.....	84
54	Digi-Key.....	99
—	DRC.....	82
—	Edmund Scientific.....	74
55	E I C O.....	78
24	Electronic Book Club (Tab).....	15
—	Electronic Development Lab.....	86
52	Electronic Supermarket.....	86
58	Electronic Systems.....	83
—	E M C—Electronics Measurements.....	63
66	Fluke.....	33
23	Fordham Radio Supply.....	92
7,30	Formula International.....	100,101
—	Fowler Alarms.....	79
60	Fuji-Svea.....	81
—	Gavin Instruments.....	76
56	Godbout Electronics.....	90
11	Gould.....	23
8	Graham College of Engineering.....	32
43	Graymark.....	97
100	Heath.....	5
29	Hickok Electrical Instruments.....	Cov. 2
44	Hobby World.....	98
45	Integrated Electronics.....	91
—	Indiana Home Study.....	84
—	Information Unlimited.....	80
67	International Crystal Mfg. Co.....	75
20	James Electronics.....	94,95
18	Kedman.....	74
—	Krystal Kits.....	79
—	Lakeside Industries.....	79
36	Leader.....	22
28	Meshna.....	98
—	Milico Ind.....	79
10	National Camera Supply.....	33
—	National Radio Institute—NRI.....	8-11
—	National Technical Schools.....	70-73
49	New-Tone Electronics International.....	84
13	Netronics.....	67
42	North American Electronics.....	76
19	Oko Scientific.....	1
32	O.K. Machine & Tool.....	16
61	Olson.....	86
4	Optoelectronics.....	17
68	P A I A.....	69
46	Panavise.....	69
57	Poly Paks.....	102,103
15	Pratt, Read.....	80

—	President Electronics.....	2
62	PTS Electronics.....	91
22	Quest.....	96
47	Quimtronix.....	98
—	Radio Shack.....	7,87
35	Ramsey Electronics.....	88
27	Rye Industries.....	75
64	Sabtronics.....	13,75
26	Schober Organ.....	69
6	Solid State Sales.....	80
71	Southwest Technical Products.....	77
—	Speakerlab, Inc.....	79
—	A.F. Stahler Co.....	79
—	Tasco.....	79
5	Trinico International.....	89
41	Tri-Star.....	82
—	Tri-Tek.....	79
—	Trumbull.....	79
—	USI Corp.....	80
72	Vector.....	68
65	Viz Mfg.....	24
37	SGL Waber.....	68
16	Wersi Electronics.....	77

FREE

SHORTWAVE CATALOG

GILFER

NEWEST EDITION-ONE-STOP SHOPPING FOR SWLS

- RECEIVERS special DX mods • ANTENNAS
- PRESELECTORS • TUNERS • CALIBRATORS
- CLOCKS • HEADPHONES • BOOKS • LOGS

GILFER SHORTWAVE

Dept. RE-1, Box 239, Park Ridge NJ 07656

STATEMENT OF OWNERSHIP, MANAGEMENT AND CIRCULATION
(Required by 49 U.S.C. 3685)

For the month of **October**, 1978

1. Title of Publication: **Radio Electronics**

2. Issue Date: **October 1, 1978**

3. Issue Frequency: **Monthly**

4. Number of Issues Published Annually: **12**

5. Annual Subscription Price: **\$6.00**

6. Number of Copies of This Issue Published: **10,000**

7. Total Number of Copies of This Issue: **10,000**

8. Total Number of Copies of All Issues Published: **120,000**

9. Total Number of Copies of All Issues: **120,000**

10. Total Number of Copies of All Issues: **120,000**

11. Total Number of Copies of All Issues: **120,000**

12. Total Number of Copies of All Issues: **120,000**

13. Total Number of Copies of All Issues: **120,000**

14. Total Number of Copies of All Issues: **120,000**

15. Total Number of Copies of All Issues: **120,000**

16. Total Number of Copies of All Issues: **120,000**

17. Total Number of Copies of All Issues: **120,000**

18. Total Number of Copies of All Issues: **120,000**

19. Total Number of Copies of All Issues: **120,000**

20. Total Number of Copies of All Issues: **120,000**

21. Total Number of Copies of All Issues: **120,000**

22. Total Number of Copies of All Issues: **120,000**

23. Total Number of Copies of All Issues: **120,000**

24. Total Number of Copies of All Issues: **120,000**

25. Total Number of Copies of All Issues: **120,000**

26. Total Number of Copies of All Issues: **120,000**

27. Total Number of Copies of All Issues: **120,000**

28. Total Number of Copies of All Issues: **120,000**

29. Total Number of Copies of All Issues: **120,000**

30. Total Number of Copies of All Issues: **120,000**

31. Total Number of Copies of All Issues: **120,000**

32. Total Number of Copies of All Issues: **120,000**

33. Total Number of Copies of All Issues: **120,000**

34. Total Number of Copies of All Issues: **120,000**

35. Total Number of Copies of All Issues: **120,000**

36. Total Number of Copies of All Issues: **120,000**

37. Total Number of Copies of All Issues: **120,000**

38. Total Number of Copies of All Issues: **120,000**

39. Total Number of Copies of All Issues: **120,000**

40. Total Number of Copies of All Issues: **120,000**

41. Total Number of Copies of All Issues: **120,000**

42. Total Number of Copies of All Issues: **120,000**

43. Total Number of Copies of All Issues: **120,000**

44. Total Number of Copies of All Issues: **120,000**

45. Total Number of Copies of All Issues: **120,000**

46. Total Number of Copies of All Issues: **120,000**

47. Total Number of Copies of All Issues: **120,000**

48. Total Number of Copies of All Issues: **120,000**

49. Total Number of Copies of All Issues: **120,000**

50. Total Number of Copies of All Issues: **120,000**

51. Total Number of Copies of All Issues: **120,000**

52. Total Number of Copies of All Issues: **120,000**

53. Total Number of Copies of All Issues: **120,000**

54. Total Number of Copies of All Issues: **120,000**

55. Total Number of Copies of All Issues: **120,000**

56. Total Number of Copies of All Issues: **120,000**

57. Total Number of Copies of All Issues: **120,000**

58. Total Number of Copies of All Issues: **120,000**

59. Total Number of Copies of All Issues: **120,000**

60. Total Number of Copies of All Issues: **120,000**

61. Total Number of Copies of All Issues: **120,000**

62. Total Number of Copies of All Issues: **120,000**

63. Total Number of Copies of All Issues: **120,000**

64. Total Number of Copies of All Issues: **120,000**

65. Total Number of Copies of All Issues: **120,000**

66. Total Number of Copies of All Issues: **120,000**

67. Total Number of Copies of All Issues: **120,000**

68. Total Number of Copies of All Issues: **120,000**

69. Total Number of Copies of All Issues: **120,000**

70. Total Number of Copies of All Issues: **120,000**

71. Total Number of Copies of All Issues: **120,000**

72. Total Number of Copies of All Issues: **120,000**

73. Total Number of Copies of All Issues: **120,000**

74. Total Number of Copies of All Issues: **120,000**

75. Total Number of Copies of All Issues: **120,000**

76. Total Number of Copies of All Issues: **120,000**

77. Total Number of Copies of All Issues: **120,000**

78. Total Number of Copies of All Issues: **120,000**

79. Total Number of Copies of All Issues: **120,000**

80. Total Number of Copies of All Issues: **120,000**

81. Total Number of Copies of All Issues: **120,000**

82. Total Number of Copies of All Issues: **120,000**

83. Total Number of Copies of All Issues: **120,000**

84. Total Number of Copies of All Issues: **120,000**

85. Total Number of Copies of All Issues: **120,000**

86. Total Number of Copies of All Issues: **120,000**

87. Total Number of Copies of All Issues: **120,000**

88. Total Number of Copies of All Issues: **120,000**

89. Total Number of Copies of All Issues: **120,000**

90. Total Number of Copies of All Issues: **120,000**

91. Total Number of Copies of All Issues: **120,000**

92. Total Number of Copies of All Issues: **120,000**

93. Total Number of Copies of All Issues: **120,000**

94. Total Number of Copies of All Issues: **120,000**

95. Total Number of Copies of All Issues: **120,000**

96. Total Number of Copies of All Issues: **120,000**

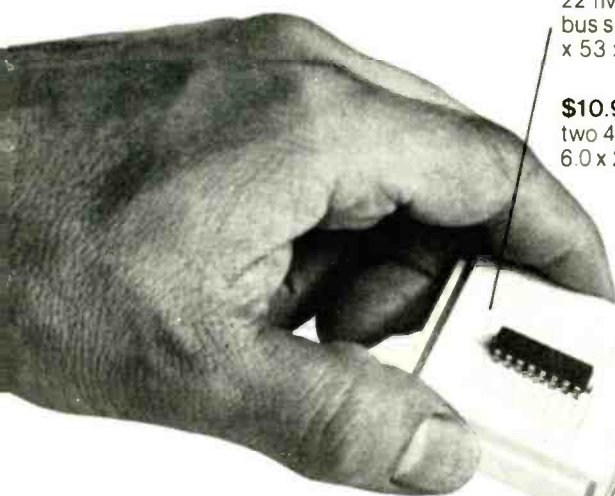
97. Total Number of Copies of All Issues: **120,000**

98. Total Number of Copies of All Issues: **120,000**

99. Total Number of Copies of All Issues: **120,000**

100. Total Number of Copies of All Issues: **120,000**

A breadboard as big as your ideas.

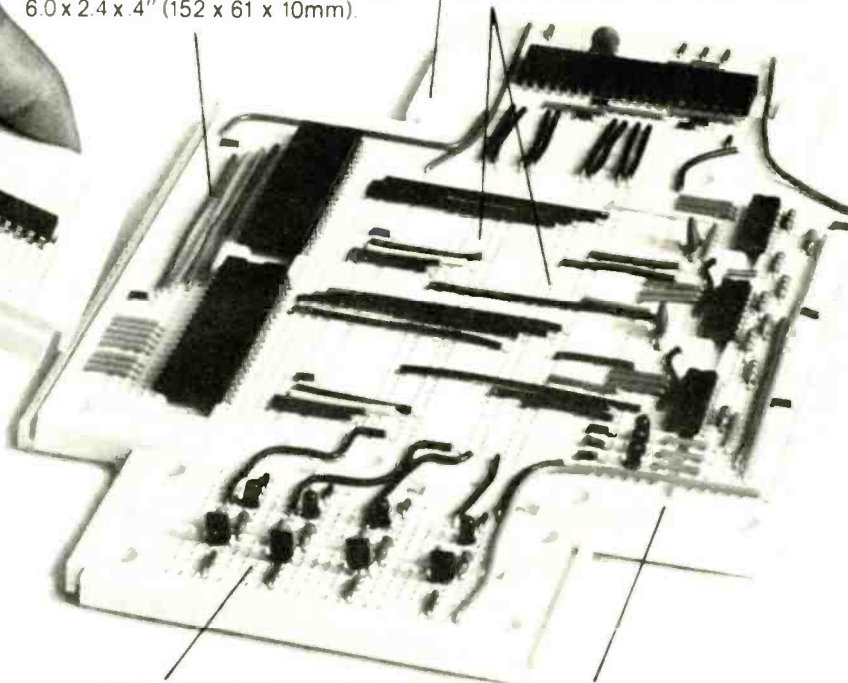


EXPERIMENTOR 325 \$2.75*
22 five-point terminals plus two 10-point bus strips. 0.3" centers; 1.9 x 2.1 x .4" (43 x 53 x 10mm).

EXPERIMENTOR 600 \$10.95* 94 five-point terminals plus two 40-point bus strips. 0.6" centers; 6.0 x 2.4 x .4" (152 x 61 x 10mm).

EXPERIMENTOR 650 \$6.25*
46 five-point terminals plus two 20-point bus strips. 0.6" centers; 3.6 x 2.4 x .4" (91 x 61 x 10mm).

EXPERIMENTOR QUAD BUS STRIP \$4.00* Four 40-point bus strips. 6.0 x 1.0 x .4" (152 x 25 x 10mm).



Instant hookup for all types of components, with push-in/pull-out ease.

Adaptable for all types of components... DIP-compatible... conform to 0.1" grid; jumpers are #22-30 solid hookup wire.

Mix and match large and small chips in the same circuit. Use 300-series sockets for smaller DIPs; 600-series with 0.6" center channel for full fan-out with larger chips.

Infinite flexibility lets you expand and modify circuits vertically and horizontally, simply by snapping sockets together.

Easy mounting using 4-40 screws from front or 6-32F self-tapping screws from rear. Vinyl-insulated backing lets you fasten to any surface.

EXPERIMENTOR 350 \$5.50*
46 five-point terminals plus two 20-point bus strips. 0.3" centers; 3.6 x 2.1 x .4" (91 x 53 x 10mm).

Marked tie-points simplify translation from breadboards to PC boards or wiring tables.

Ruggedly built of abrasion-resistant materials that withstand 100°C.

EXPERIMENTOR 300 \$9.95*
94 five-point terminals plus two 40-point bus strips. 0.3" centers; 6.0 x 2.1 x .4" (152 x 53 x 10mm).

Quick construction of micro-processors and other circuits — each EXP-4B gives you four bus lines, with 8-, 12-, and 16-line address and data buses easily created by combining Bus Strips.

It's hard to believe how much faster and easier building circuits can be... until you try CSC Experimentor™ solderless breadboarding sockets. From the largest DIP to the smallest resistor, components plug in and out instantly, without special hardware or jumper cables. So you save time and money by eliminating soldering and component damage. Start small and expand in

any direction your thinking takes you, by snapping sockets together vertically or horizontally. With no limit to your ideas. Get started today, for as little as \$2.75*!

NEED MORE INFORMATION? CALL 203-624-3103 to order, or for the name of, your local distributor. Prices slightly higher outside U.S.A.

© 1978, Continental Specialties Corporation. Prices, specifications subject to change without notice.

*Manufacturer's suggested list.

Corporate Headquarters:
Continental Specialties Corporation
70 Fulton Terr., Box 1942, New Haven, CT 06509
351 California St., San Francisco, CA 94104
(415) 421-8872, TWX 910-372-7992

CONTINENTAL SPECIALTIES CORPORATION



Europe, Africa, Mid-East: CSC UK LTD.
Shire Hill Industrial Estate, Units 1 and 2
Saffron Walden, Essex CB 11 3AQ
Telephone Number: SAFFRON WALDEN 21682
TLX 817477

CIRCLE 51 ON FREE INFORMATION CARD


www.americanradiohistory.com

New, K40 Magnamount: Grips like a grapple, actually improves transmission.



We double guarantee it.*

Exclusive Octopole Construction.



That's eight magnets set in eight different directions to give you a magnetic seal so complete and powerful, your antenna would stay up there if you could squeeze between two semis passing each other at 180 miles an hour. That's magnetic octopower.

* GUARANTEE I

Placed on the roof of a vehicle; properly tuned, the K40 Magnamount is guaranteed to transmit a further distance than a standard K40 without the Magnamount or you will receive a prompt and full refund from your K40 dealer who installed and tuned the Magnamount K40 for you.

* GUARANTEE II

Materials and workmanship are guaranteed for a full 12 months. Any part that fails to perform satisfactorily will be replaced absolutely free.

Exclusive K40 Flux Harmonics for Greater Transmission.

The magnetic radiation pattern was designed to match the K40 antenna radiation for greater distance than the standard K40. See our guarantee.

The facts: Physics and Physical.

1. Magnamount is a bigger, stronger magnet—in fact it's 8 bigger, stronger, magnets.
2. It doesn't just hold the K40 antenna, it helps it transmit further.
3. Remember the law of reciprocity. The antenna that transmits better, receives better.
4. It provides a flatter, lower SWR because the Magnamount is capacitance grounded.
5. It puts your $\frac{5}{8}$ wave K40 antenna securely in place in the most advantageous place to work against a ground plane—high and free from obstruction. That's square in the middle, right up on top.

\$15.95 buys it.

(SUGGESTED RETAIL)

K40 Magnamount.

American Antenna 1945 South Street Elgin, Illinois 60120

This professional CB equipment available only through Registered K40 Dealers!

CIRCLE 12 ON FREE INFORMATION CARD

www.americanradiohistory.com